BINGHAMTON UNIVERSITY

BASKETBALL

MEDIA GUIDE 2015-16

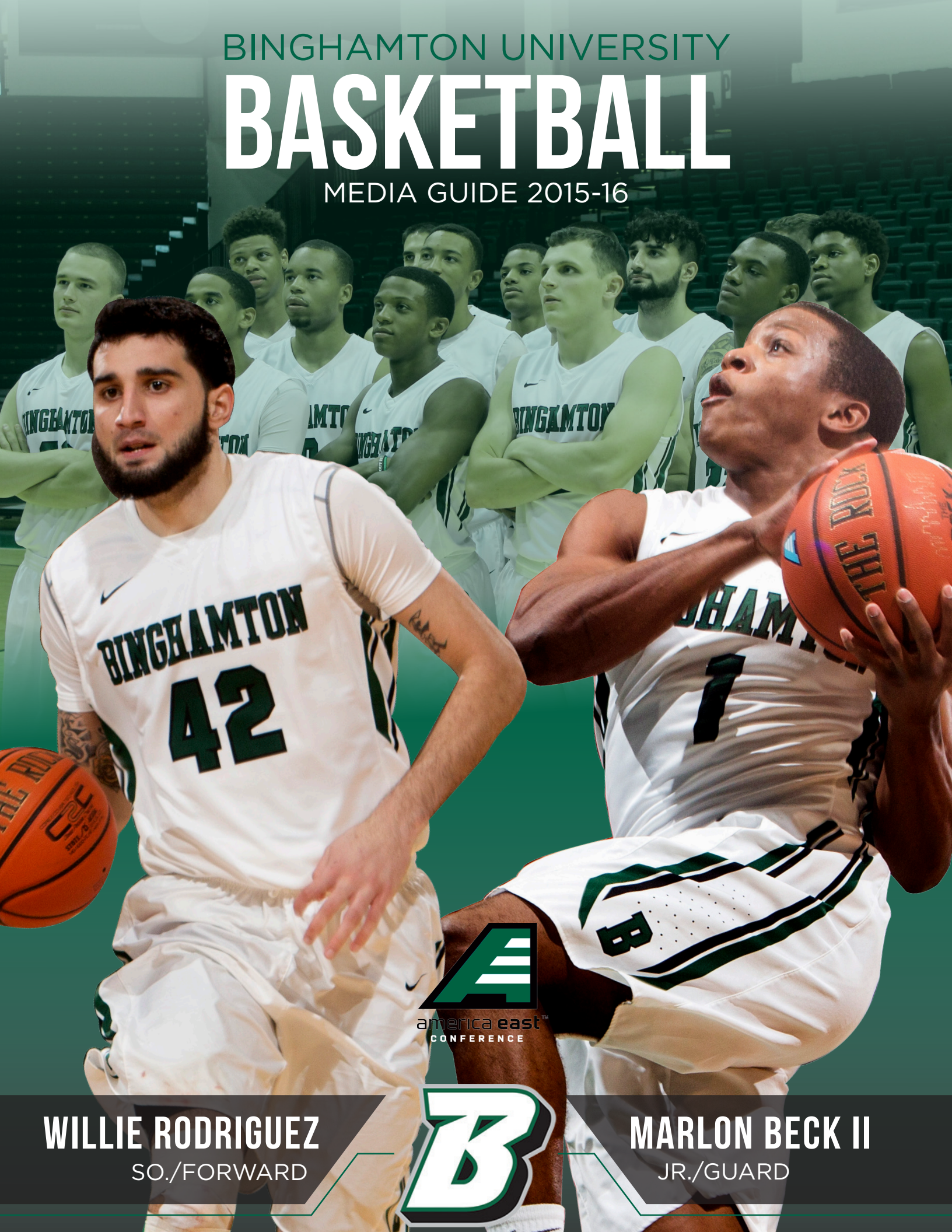

america east CONFERENCE

WILLIE RODRIGUEZ
SO./FORWARD

MARLON BECK II
JR./GUARD

BINGHAMTON UNIVERSITY
BASKETBALL
2015-16



FRONT ROW FROM LEFT: Justin McFadden, J.C. Show, John Rinaldi, Marlon Beck II, Head Coach Tommy Dempsey, Timmy Rose, Yosef Yacob, Everson Davis, Karon Waller.

BACK ROW: Associate Head Coach Ben Luber, Coordinator of Player Development Chretien Lukusa, John Schurman, Bobby Ahearn, Willie Rodriguez, Dusan Perovic, Thomas Bruce, Romello Walker, Jordan McRae, Assistant Coach Herb Courtney, Strength Coach Bill Bacon.

MISSING: Assistant Coach Bryan Goodman.

BINGHAMTON UNIVERSITY BEARCATS

General

Name:	**Binghamton University**
Location:	**Vestal, N.Y.**
Founded:	**1946 as Triple Cities College of Syracuse University**
Enrollment:	**13,412**
Nickname:	**Bearcats**
Colors:	**Dark Green, Black and White**
Affiliation:	**Division I**
Conference:	**America East**
Home Court:	**Events Center**
Capacity:	**5,142**
Varsity Sports:	**21**
President:	**Harvey G. Stenger**
Dir. of Athletics:	**Patrick J. Elliott**

BU Men's Basketball

Head Coach:	**Tommy Dempsey**
Alma Mater:	**Susquehanna '97**
Record at BU:	**16-76 (fourth season)**
Overall Record:	**223-193 (13 seasons)**
Assistant Coaches:	**Ben Luber (associate head coach), Bryan Goodman, Herb Courtney**
Coord. Player Dev.	**Chretien Lukusa**
Phone:	**607-777-6369**
2014-15 Record:	**6-26 (5-9 home, 1-15 away, 0-2 neutral)**
Conference Record:	**5-11 (4-4 home, 1-7 away)**
Conference Place:	**7th of 9**
Starters R/L:	**5/0**
Letterwinners R/L:	**10/3**

Basketball History

All-Time Record:	**638-937 (.405, 68 years)**
All-Time Record in America East:	**96-132 (.421, 14 years)**
Affiliations:	**Division III (first 52 years, 443-642) Division II (1998-2001, 3 years, 41-40) Division I (2001-present, 14 years, 154-265)**

BU Sports Information

Associate AD/SID:	**John Hartrick (MBB contact)**
Phone:	**607-777-6800**
E-mail:	**hartrick@binghamton.edu**
Cell:	**607-222-6474**
Associate SID:	**David O'Brian**
Phone:	**607-777-6478**
Assistant SID	**Brian Vail (alt. MBB contact)**
Phone:	**607-777-2956**
E-mail:	**bvail@binghamton.edu**
Assistant SID:	**Dave Van Gorder**
Phone:	**607-777-4956**
Press Row Phone:	**607-777-6340**
Website:	**www.bubearcats.com**

Quick Facts 1
Events Center 2-3
University Administration 4
2015-16 Schedule 5
Broadcast Network 6

Coaching Staff
Tommy Dempsey 8-9
Ben Luber 10
Bryan Goodman 11
Herb Courtney 12
Chretien Lukusa 13
Coaching Staff 14

2015-16 Bearcats
Season Outlook 16-19
Team Roster 20
Team Breakdown 21-22
Spotter's Chart 23
Karon Waller 24-26
Marlon Beck II 27-29
John Rinaldi 30-31
Yosef Yacob 32-33
Bobby Ahearn 34
Justin McFadden 35
Dusan Perovic 36
Willie Rodriguez 37
Romello Walker 38
Newcomers 39-40

2014-15 in Review
2014-15 Flashback 42
Statistics 43
Results/Leaders 44-45
Category Leaders 46-47
Miscellaneous Stats 48
The Last Time 49
Game-by-Game Stats 50-52
Box Scores 53-60

America East Conference
About the America East 62
America East Conference 63-65
BU In America East 66

BU Record Book
D-I Individual Record Snapshot 68
Division I Individual Records 69-77
Division I Team Records 78-81
Division I Opponent Records 82-83
America East Records 84-87
America East Tournament 88-95
NCAA Tournament Appearance 92
In-Season Tournament Records 96-97
Year-by-Year Records 98
Year-by-Year Leaders 99
All-Time Records Snapshot 100-101
All-Time Top-10 Charts 102-104
Most Points in a Game 105
1,000 Point Scorers 106-107
Hall of Fame Members 108-111

All-Time Results
All-Time Results 112-122
Series Records 123-124
Series History 125-127
All-Time Records vs. All Conferences 128

All-Time Statistics
All-Time Player Statistics 130-144
Year-by-Year Division I Team Statistics 145-148
All-Time Player Jerseys 149-151

The 2015-16 BU Men's Basketball Guide was produced by the Athletics Communications Office, John Hartrick, Director; David O'Brian, Associate; Brian Vail, Assistant; Dave Van Gorder, Assistant

Photography: Jonathan Cohen, Binghamton University Office of Communications and Marketing

Cover Design: Samantha Webb

Editing: Leigh Martino, Tyler Lusht, Sarah Madison, Dan Sprofera

THE EVENTS CENTER

Completed in 2004, the 156,000 square foot complex is the largest sports facility of its kind within 75 miles of Binghamton. Basketball seating swells to 5,142 fans and includes courtside seating and a student section that seats more than 1,000 members of the boisterous BU Zoo.

The Events Center will once again be in the spotlight after Binghamton was selected to be the host site for the 2015 and 2016 America East Women's Basketball Championship.

"The Events Center is one of the top on-campus basketball venues in the region and we are excited to take our women's basketball championship there in both 2015 and 2016," said America East Commissioner Amy Huchthausen."

The arena served as the host venue for the first three rounds of the 2005, 2006 and 2008 America East Men's Basketball Championships, the entire 2007 America East Women's Basketball Championship and the pinnacle event — the 2009 America East Men's Basketball Championship Game. A sellout crowd of 5,342 and a nationally televised ESPN2 audience witnessed Binghamton's 61-51 victory over UMBC. That win gave the Bearcats their first conference title and inaugural NCAA berth.

With unwavering campus and community support, the men's program led the America East in attendance for an unprecedented nine straight seasons between 2004-12 and the women's team has annually been among the conference leaders in attendance.

In addition to athletics, the Events Center has been the host of numerous concerts, shows, festivals and other prominent area events.



QUICK FACTS

Name: Events Center
Location: Adjacent to the West Gym, near northwest corner of campus
Size: 156,000 square feet
Area Enclosed: 50,000 square feet (more than one acre)
Height: 65 feet (six stories)
Roof: *B*owstring-steel-truss
Levels: *T*hree
Cost: $38 million
Capacity: 5,142
Seating: 2,537 chairbacks, 2,605 benches
Concourse Level: Ticket booth, concessions, restrooms, administrative offices, reception room, gift shop
Mezzanine Level: Coaches' offices
Event Level: Basketball court, 200-meter track, multi-purpose courts, locker rooms, media room, strength and conditioning room, sports medicine center, team meeting room

AVERAGE ATTENDANCE

Year	Average
2014-15	2,561
2013-14	2,776*
2012-13	2,614
2011-12	2,781*
2010-11	3,478*
2009-10	3,669*
2008-09	3,894*
2007-08	3,645*
2006-07	3,206*
2005-06	3,684*
2004-05	3,318*
2003-04	2,813*

** Highest average in the America East*

TOP 10 EVENTS CENTER CROWDS:

Rank	Attend.	Opponent	Date	Result
1.	5,342	UMBC	3/14/09	W 61-51
T2.	5,222	UMBC	2/26/09	W 71-51
T2.	5,222	New Hamp.	2/22/09	W 70-69 (ot)
T2.	5,222	Albany	3/5/05	W 76-70*
5.	5,142	Albany	2/9/09	W 88-75
6.	5,016	Vermont	3/8/08	L 57-65*
7.	5,003	Vermont	3/6/05	L 65-76*
8.	4,923	Maine	1/31/09	W 83-77$$
9.	4,902	Hartford	2/3/08	L 62-71
10.	4,823	Boston U.	2/29/04	L 53-69

* America East Tournament
$$ 5-year Events Center Anniversary

"Binghamton is building from the ground up — literally. Their facility is one of the most beautiful mid-sized facilities in the nation, and Binghamton provided the most efficient and well-run conference tournament I've ever attended."
— ESPN.com writer Kyle Whelliston

"This campus has an academic reputation that is unmatched in our system. But it has needed this facility to round out the rest of the picture. This facility will say something to those who say, 'Do I want to come here?' I'm thrilled for the campus and I'm thrilled for the system."
— Former SUNY Chancellor Robert King





WHAT OTHERS ARE SAYING...

"The atmosphere was electric... It gave you goose bumps, made the hair on your arm stand up. It was loud... and spectacular to be a part of. It was a first-class show."
— Brian Moritz, former beat writer, *Binghamton Press & Sun-Bulletin*

"We keep talking about this every time we come here...This is a fabulous facility and Binghamton has great crowd support. It's a great atmosphere to watch very good basketball."
— Jim Satalin, former color commentator, America East Television

"This is a world-class facility. What this does for our community is just tremendous."
— Former New York State Senator Thomas W. Libous

2014-15 AMERICA EAST ATTENDANCE

1.	Albany	3,390
2.	Stony Brook	2,785
3.	**BINGHAMTON**	**2,561**
4.	Vermont	2171
5.	Hartford	1,748
6.	Maine	1,060
7.	UMass Lowell	950
8	New Hamp.	750
9.	UMBC	711

NOTABLE

- Binghamton has won the America East attendance crown in 10 of the last 12 years (all but 2012-13 and 2014-15)
- BU's per-game average was more than 1,100 above the conference average (1,632)
- BU ranked 16th out of 345 Division I programs in attendance (top 48%)
- BU's average attendance was higher than the average in 18 of 32 Division I conferences, including the Colonial, MAAC, Big West, Big Sky, Ohio Valley, and Sun Belt conferences
- BU ranked 6th out of 22 New York State Division I programs in average attendance
- BU had five home games of 2,000+ fans including a season-high 4,635 vs. Stony Brook on Feb. 4, 2014



HARVEY STENGER
PRESIDENT

A native of upstate N.Y., Stenger was appointed president at Binghamton University in Nov. 2011, and assumed his duties Jan. 1, 2012. Prior to coming to Binghamton, he served as interim provost at the University at Buffalo, where he had been dean of the School of Engineering and Applied Sciences since 2006. A chemical engineer by training, he earned his bachelor's degree in chemical engineering from Cornell University in 1979, and his doctorate in the same discipline from the Massachusetts Institute of Technology in 1983.

Prior to joining the administration at UB, Stenger was a professor at Lehigh University's College of Engineering and Applied Science, where he also served as dean for six years and served terms as co-chair of the Department of Chemical Engineering and director of the Environmental Studies Center.

As an administrator, his emphasis has been on improving student quality, strengthening academic programs, increasing international research and academic partnerships, strategically hiring faculty, and increasing enrollment, in particular at the graduate level. Since his arrival at Binghamton, he launched the Road Map to Premier strategic planning process, involving more than 400 students, faculty, staff, alumni, community members and business leaders. With a focus on academic excellence, operational excellence and University growth, the University is moving forward on its journey to becoming the premier public university.

.





PATRICK ELLIOTT
DIRECTOR OF ATHLETICS

A unifying leader steering Binghamton athletics in the school's second decade of NCAA Division I membership, Patrick Elliott is in the midst of his fourth full year as Director of Athletics in 2015-16.

Elliott was introduced as Binghamton's director of athletics on October 6, 2011 and began his appointment on November 14. He is the third AD during the school's Division I tenure and seventh overall in 67 years.

During his four years, Binghamton athletics has seen pivotal growth across numerous facets: enhanced facilities, increased fundraising, expanded scope of student-athlete services, record-setting academic achievement, increased exposure through digital content and a groundswell of school spirit centered around BU's 21 sports teams.

Athletics accolades during Elliott's tenure include seven conference championship teams, seven individual All-Americans and 18 NCAA qualifiers. Under Elliott's direction in 2014-15, Binghamton crowned three All-Americans, had two conference championship teams and celebrated a Major League Baseball draft pick.

In the academic arena, Binghamton has raised its lofty standards under Elliott's watch. In six consecutive semesters, BU's student-athletes have achieved a 3.1 or higher grade-point average.

Elliott's leadership also resulted in Binghamton's successful bid to host the 2015 and 2016 America East Women's Basketball Championships at the Events Center.

Elliott oversees a department of more than 100 full-time employees and a budget that exceeds $14 million.

He came to Binghamton from Saint Peter's College, where he served as that school's director of athletics for three years.

Prior to arriving at Saint Peter's, Elliott served six plus years at St. John's University in the position of senior associate athletics director for finance, planning and operations.

After earning his bachelor's degree in management and industrial relations from Seton Hall in 1989, Elliott joined the department as an assistant men's basketball coach under P.J. Carlesimo, working with him for five years. While with the Pirates, he helped lead the team to 105 wins and four Big East championships, assisting with recruiting and scouting, and in-game and practice coaching. During that time, he earned a master's degree in education.

Pat resides in Endicott with his sons Dominick, John and Matthew.



DAY	DATE	OPPONENT	TIME
NOVEMBER			
Friday	**November 6**	**SUNY COBLESKILL (exhibition)**	**8 p.m.**
Friday	November 13	@ St. Bonaventure	8 p.m.
Sunday	**November 15**	**ARMY**	**2 p.m.**
Wednesday	November 18	@ Cornell	6 p.m.
Tuesday	November 24	@ Central Connecticut State	7 p.m.
Saturday	**November 28**	**BOSTON UNIVERSITY**	**4 p.m.**
DECEMBER			
Tuesday	**December 1**	**COLGATE**	**7 p.m.**
Saturday	December 5	@ Michigan State (ESPNU)	noon
Monday	December 7	@ Oakland	7 p.m.
Saturday	December 12	@ Buffalo	2 p.m.
Tuesday	**December 15**	**ST. FRANCIS (Pa.)**	**7:30 p.m.**
Tuesday	**December 22**	**FLORIDA INTERNATIONAL**	**7 p.m.**
Tuesday	**December 29**	**MOUNT ST. MARY'S**	**7 p.m.**
JANUARY			
Saturday	January 2	@ Penn	1 p.m.
Wednesday	**January 6**	***STONY BROOK (ESPN 3)**	**7 p.m.**
Saturday	January 9	*@ New Hampshire	1 p.m.
Wednesday	**January 13**	***HARTFORD**	**7 p.m.**
Monday	January 18	*@ Albany	7 p.m.
Thursday	**January 21**	***VERMONT**	**7 p.m.**
Sunday	January 24	*@ UMass Lowell	2 p.m.
Wednesday	**January 27**	***UMBC**	**7 p.m.**
Saturday	January 30	*@ Maine	2 p.m.
FEBRUARY			
Wednesday	February 3	*@ Stony Brook	7 p.m.
Saturday	**February 6**	***NEW HAMPSHIRE**	**4 p.m.**
Monday	**February 8**	***ALBANY (ESPN 3)**	**7 p.m.**
Thursday	February 11	*@ Hartford	7 p.m.
Wednesday	February 17	*@ Vermont	7 p.m.
Saturday	**February 20**	***UMASS LOWELL**	**4:30 p.m.**
Wednesday	February 24	*@ UMBC	7 p.m.
Saturday	**February 27**	***MAINE**	**2 p.m.**
MARCH			
Wednesday	March 2	America East Quarterfinals (higher seed) (ESPN3)	TBA
Monday	March 7	America East Semifinals (higher seed) (ESPN3)	TBA
Saturday	March 12	America East Championship (higher seed) (ESPN2)	TBA

*America East Game
HOME GAMES IN BOLD CAPS. All times are EST, and are subject to change
ESPN3: espn3.com.

BINGHAMTON BEARCATS RADIO NETWORK

Townsquare Media radio stations News Radio 1290 WNBF and ESPN 1360 WYOS will again provide live play-by-play coverage of all Binghamton Bearcats basketball games this season. This is the 17th season men's games are airing on News Radio 1290 WNBF and the 14th season for the station's coverage of women's basketball games. When men's and women's games conflict the women will be carried on ESPN 1360 WYOS. All radio broadcasts can be accessed through bubearcats.com. There will also be live video accompanying all home game broadcasts. WNBF will also air the Binghamton Basketball Coaches' Show Presented by Horizons Federal Credit Union, which will be held on Thursday's from 7-8 p.m. during the season at Food & Fire Restaurant. Head coaches Tommy Dempsey and Linda Cimino will join Neel each week. This marks the show's 10th year and the second season in a row it will be held at Food & Fire.

Roger Neel returns for his 16th season as the radio voice of the men's basketball team. He has been the play-by-play voice of Binghamton basketball since the program elevated to Division II in 1998. Neel is the Brand Manager and Sports Director for WNBF and WYOS and hosts the WNBF Morning Show weekdays from 5:30 – 9 a.m. In addition to college basketball, he calls numerous area high school football games each fall and is enshrined in three halls of fame: the Binghamton Hockey Hall of Fame (2003), the Southern Tier Broadcasters Association Hall of Fame (2010) and the Slippery Rock (Pa.) High School Athletics Hall of Fame (2013).



Roger Neel

Tim Heiman enters his fourth season as the women's basketball play-by-play announcer. Since March 2011, he has worked with the nearby Binghamton Mets Double-A baseball organization and is currently the director of broadcasting & media relations. Heiman previously was the play-by-play announcer for the LIU-Brooklyn women's basketball team, announcing their home games plus a select number of men's games. In addition to his radio career, Heiman has also worked as a television announcer for Time Warner Cable Sports. Heiman attended Rensselaer Polytechnic Institute where he served as the play-by-play voice for the men's hockey team for four seasons.



Tim Heiman

BEARCATS ON TELEVISION

Both the Binghamton men's and women's basketball programs have enjoyed additional exposure on regional and national television in recent years. Several of the top sports cable channels in the Northeast have carried America East games, including Time Warner Cable Sports (TWCS), Fox Sports New York, New England Sports Network (NESN), College Sports TV (CSTV), Fox Sports 1, Metro Sports and the Madison Square Garden (MSG) network.

In 2015-16, Binghamton will have two men's regular season games shown on ESPN3, which is currently available in more than 99 million homes across WatchESPN platforms on computers, smartphones, tablets and connected devices to fans with an affiliated video or internet subscription. For the second-straight year, Ross Video's mobile production unit, Ross Mobile Productions (Ross MP), will serve as the packager and producer for all of America East's games that will be delivered on ESPN3. Binghamton's first game on ESPN3 is the Jan. 6 home game against Stony Brook. The men will showcase the Events Center and its home crowd with another ESPN3 game against longtime SUNY rival Albany on Feb. 8. The America East television package, largest in conference history, is comprised of 33 games on ESPN platforms. In addition to the regular season games, the entire America East Women's Basketball Championship, including the first two rounds at Binghamton, will be carried on ESPN platforms. The men's quarterfinals and semifinals will also air on ESPN3. The slate culminates with the men's conference championship game, which will be shown live on ESPN2 on March 12. The women's title game will be show on ESPNU on March 11.

ESPN 3

STREAMING VIDEO

Together with a new America East comprehensive digital network, Binghamton athletics provides free live video streaming of nearly 100 events spanning 10 sports teams, including every home men's and women's basketball game from the Events Center. The broadcasts are available at the University's relaunched bubearcats site, part of a wider platform at AmericaEast.TV, both of which will be powered by NeuLion. Fans have access to a variety of the conference's 19 sports and can see live action, interviews, features and highlight packages for free. The bubearcats.tv portal also features Athlete of the Week interviews, game highlights, features and coverage for BU's entire 21-sport program. In the school's seventh year of video coverage, BU will broadcast in HD with two camera angles and will include audio play-by-play from radio partner WNBF. The entire America East platform, which includes portals for all nine member schools, will be free of charge.

BEARCATS ON THE WEB

Binghamton fans and members of the media can gain access to unparalleled online coverage of the Bearcats at bubearcats.com, the official website of Binghamton University athletics. This comprehensive website offers in-depth coverage of BU's 21 sports, as well as other pertinent department programming and events. The site features live and postgame coverage, statistics, photos, video highlights, player and coach biographies, feature stories and more.

Basketball fans can watch live streaming video, stats and postgame interviews for every home game and listen to the radio call for all away games.

bubearcats.com

COACHING STAFF



IN THIS SECTION

Tommy Dempsey 8-9
Ben Luber 10
Bryan Goodman 11
Herb Courtney 12
Chretien Lukusa 13
Coaching Staff 15

HEAD COACH TOMMY DEMPSEY



Rapidly turning the corner with a resurging Binghamton's men's basketball program, head coach Tommy Dempsey begins his fourth season at the helm in 2015-16.

A strong recruiter with personal integrity and family values, Dempsey has engineered success at every stop during his 18-year professional career. In 13 years as a college head coach Dempsey has amassed 223 wins for an average of more than 17 wins per season.

In short order at Binghamton, Dempsey has recruited and developed a core of talented young players who are poised to lift the Bearcats into the upper echelon of the America East Conference.

Last season, Dempsey's Bearcats produced the program's highest conference win total in five years, despite fielding the nation's youngest lineup. Binghamton was the only team in the nation whose top three scorers were all freshmen.

In the last two years, BU has seen seven different players earn conference Rookie of the Week honors - an America East record during a two-year span - and further testament to Dempsey's youth movement.

In 2013-14, Dempsey's young team featured four talented freshmen, led by point guards Marlon Beck and Yosef Yacob. Binghamton became the first school in league history to produce four different America East Rookie of the Week honorees.

Dempsey was announced as Binghamton's new head coach on May 24, 2012 and it was widely considered a coup for the school to land a proven Division I head coach after struggling through a two-win season. Dempsey came to BU after a successful seven-year tenure at Rider University (N.J.), that included 119 wins, a MAAC Championship, three trips to national post season tournaments, and an NBA lottery pick in 2008.

Equally important, Dempsey's student-athletes continue to demonstrate a proven track record of academic accomplishment under his leadership. His Rider program received the NCAA Public Recognition Award four times in his last five years for having an APR score in the top 10 percent in the country, including three perfect scores. Every four-year player in his program has graduated.

Dempsey has established the school record for wins at three different colleges (Keystone College- 29, Lackawanna College- 33, and Rider University- 23) and has been named Conference Coach of the Year four times.

At Rider, Dempsey steered two different teams to 23-win seasons. His 2007-08 squad, led by current Golden State Warriors forward Jason Thompson, captured the MAAC regular season crown in 2008. Thompson was then taken with the 12th pick in the 2008 NBA Draft by the Sacramento Kings.

Dempsey was named the 2008 MAAC Coach of the Year and also was presented with the Peter A. Carlesimo Award as the Division I Metropolitan Basketball Writers Association Coach of the Year.

Dempsey's Broncs won 82 games in a four year span (2007-2011), the most in any four-year span in Rider school history. During that span the Rider program collected wins against teams from the Big 10 (Penn St.), Big East (Rutgers), SEC (Mississippi St.) and Pac 12 (USC).

Prior to taking the reins at Rider, Dempsey was an assistant coach with

THE DEMPSEY FILE

COACHING CAREER

Season	School	Position	Record	Postseason
1997-98	Susquehanna University	Assistant Coach	15-10	—
1998-99	Susquehanna University	Assistant Coach	14-9	—
1999-00	Wyoming Seminary HS	Head Coach	13-10	—
2000-01	Keystone College	Head Coach	26-4	EPCC Champions
2001-02	Keystone College	Head Coach	29-4	NJCAA Final Four
2002-03	Lackawanna College	Head Coach	33-4	NJCAA National Runner-up
2003-04	Rider University	Assistant Coach	17-14	—
2004-05	Rider University	Assistant Coach	19-11	MAAC Regular Season Champions
2005-06	Rider University	Interim Head Coach	8-20	MAAC quarterfinals
2006-07	Rider University	Head Coach	16-15	MAAC quarterfinals
2007-08	Rider University	Head Coach	23-11	MAAC Regular Season Champions, CBI Tournament
2008-09	Rider University	Head Coach	19-13	CIT, MAAC quarterfinals
2009-10	Rider University	Head Coach	17-16	MAAC semifinals
2010-11	Rider University	Head Coach	23-11	CIT, MAAC semifinals
2011-12	Rider University	Head Coach	13-19	MAAC quarterfinals
2012-13	Binghamton University	Head Coach	3-27	America East quarterfinals
2013-14	Binghamton University	Head Coach	7-23	America East quarterfinals
2014-15	Binghamton University	Head Coach	6-26	America East quarterfinals

the Broncs from 2003-05. His tenure as an assistant helped head coach Don Harnum to a regular-season MAAC title in 2005 and first ever trip for the Broncs to the MAAC Tournament Championship game.

After serving as an interim head coach in 2005-06, Dempsey, the third-youngest Division I head coach in the country at the time, doubled the team's win total in his first full year as head coach in 2006-07. His 16-win Broncs team reached the MAAC quarterfinals and was the only team (out of eight) in New Jersey to post a winning record.

Prior to his time at Rider, Dempsey took two different schools to the NJCAA Final Four, including a trip to the national championship game in 2003. In three years as head coach at the junior college level, he compiled an 88-12 overall record, including a perfect 46-0 mark at home. He was twice a finalist for National Coach of the Year honors.

At Lackawanna College, Dempsey took his team to the Division II national championship game in 2003 and was the Region 19 and District 9 Coach of the Year. He inherited a team that wasn't in the preseason top 40 and finished national runnerup with a school-record 33 wins (33-4).

Dempsey spent two seasons at Keystone College and compiled a 55-8 record. After inheriting an 11-12 team, Dempsey led the 2000-01 squad to 26 wins and a conference title in his first season, earning Eastern Pennsylvania Collegiate Conference Coach of the Year honors. In 2001-02, Keystone won a school-record 29 games and advanced to the NJCAA Final Four and Dempsey was the Region 19 and District 6 Coach of the Year and a finalist for national coach of the year.

He began his head coaching career at age 24 at Wyoming Seminary Preparatory School (Pa.) in 1999. Before that, Dempsey served as an assistant coach under his college coach Frank Marcinek for two years at his alma mater, Susquehanna University (1997-99).

As a player, Dempsey was a three-year letterwinner and team captain at Susquehanna before graduating with a bachelor's degree in 1997. He earned his master's degree from Bloomsburg University in 2005.

A native of Scranton, Pa., Dempsey was inducted into the Northeast Pennsylvania Sports Hall of Fame in October 2013.

Tommy and his wife Amy live in Binghamton with their four children: Tommy (15), Emily (13), Brian (8) and Tyler (6).

WHAT OTHERS ARE SAYING ...

"It was a tremendous honor being coached by Coach Dempsey. I was fortunate enough to be a part of his first head coaching job. I was with him at the beginning stages of building the program at Rider as we both worked extremely hard to resurrect the program. Together we earned Coach of the Year and Player of the Year honors en route to winning a championship. It doesn't get any better than that."
— Former Rider player and current Sacramento Kings player Jason Thompson

"When I met with him, I saw an educator, a basketball coach and, more importantly, a leader. His track record of coaching success and academic standards reinforces my belief that we will develop the kind of student-athletes who will serve as leaders on and off the court."
— Binghamton University President Harvey G. Stenger

"Tommy Dempsey is one of the brightest young coahces in America! I admire his ability as a mentor and a program builder. I know he will do great things at Binghamton University and do it the right way. Tommy is a proven winner and an even better person."
— Providence College Head Coach Ed Cooley

DEMPSEY RÉSUMÉ

Date/Place of Birth
- January 27, 1974 - Scranton, Pa.

Family
- Wife, Amy
- Children, Tommy (15), Emily (13), Brian (8) and Tyler (6)

Education
- Susquehanna University, bachelor's degree in sociology, 1997
- Bloomsburg University, master's degree in early childhood education, 2005

Coaching Experience
- 1997-99, Susquehanna Univ. (assistant coach)
- 2000-02, Keystone College (head coach)
- 2002-03, Lackawanna College (head coach)
- 2003-05, Rider University (assistant coach)
- 2005-06, Rider University (interim head coach)
- 2006-12, Rider University (head coach)
- 2012-present, Binghamton (head coach)

Accolades and Accomplishments
- Four-time conference coach of year
- Holds season wins record at three different schools
- Received NCAA Public Recognition Award four times for having APR score in top 10% of nation
- Every four-year player has graduated on time in his programs
- Coached 2008 NBA Lottery pick Jason Thompson (#12 pick by Sacramento Kings)
- 2008 Metropolitan N.Y. Writers Coach of Year
- 2008 MAAC Coach of Year
- Three national post-season tournament appearances in last four years at Rider
- In last six years at Rider his teams accumulated more wins (111) than Seton Hall, St. John's, Hofstra, Princeton and LIU
- Led 2014-15 Binghamton team to highest conference win total in five years despite having youngest team in entire nation
- Binghamton has had seven different players earn Rookie of Week honors in last two years — an America East record for two-year span

ASSOCIATE HEAD COACH BEN LUBER



Luber begins his fourth season with the Bearcats in 2015-16, the third as associate head coach. Quickly drawing attention for his coaching acumen and recruiting results, Luber has orchestrated three straight prominent recruiting classes that have boosted Binghamton's stature in the America East Conference. In addition to being the programs recruiting coordinator, Ben oversees the team defense and player development.

"Ben has been instrumental in helping us rebuild this program," Dempsey said. "He has done a lot of the heavy lifting behind the scenes to help us build the roster as well as develop the players both on and off the court."

Recruiting

Luber serves as the recruiting coordinator for the young Bearcats program. Since hiring Luber in 2012, Binghamton has recruited three consecutive America East All-Rookie selections.

In the past two seasons, BU has seen seven different players earn conference Rookie of the Week honors, an AE record during a two-year span. In 2013-14, BU became the first school in league history to produce 4 different AE rookie of the week honorees.

Last season the bearcats fielded the youngest division 1 team and BU achieved its highest AE win total in five years. Binghamton was the only team in the nation whose top three scorers were all freshmen.

Defense

The Bearcats have improved in their defensive efficiency each year that Luber has been with the program. In 2014-15 Binghamton gave up 62.9 points per game, the fewest the program has allowed in the last eight years.

He attributes learning the team's up-tempo defensive game plan from mentor and friend, Billy Donovan, former head coach of the Florida Gators and current head coach of the Oklahoma City Thunder.

Player Development

Luber is now entering his seventh season as a division one basketball coach and claims that player development has been the most rewarding part of his coaching experience.

"I thoroughly enjoy helping individuals achieve their personal goals in basketball. I want to train players who are ambitious for our team to win championships and those who are willing to put in the necessary time to become their best. My philosophy has always been outwork your competition, study your weaknesses, and attack them with a relentless mindset."

Since his career began at Rider University in 2009, Ben has helped develop players who have since played professionally in Italy, France, Belgium, Lithuania, Australia, Hungary, Japan, Serbia, Macedonia, Argentina, Iceland, Czech Republic, and Greece.

Prior to coaching college basketball, Luber owned the Ben Luber Basketball Academy, LLC where he trained some of the top talent in Pennsylvania. One of his most notable protégés, Ryan Arcidiacono, is now the starting point guard at Villanova and recently won Big East Player of the Year honors in 2014-15.

At Rider, Luber was part of a staff that produced a school-record 23 wins in 2010-11. He was in charge of guard play and his unit finished in the nation's top-10 in three-point field goal percentage.

Luber served three seasons on Dempsey's staff at Rider, earning a promotion from director of operations after his first year and spending the last two seasons as an assistant coach.

He was a four-year point guard and letter winner at Penn State, where he was a two-time team captain in the Big Ten Conference. He ranks among the Nittany Lions' top-10 in career assists and steals. As a freshman, he was an Honorable Mention Freshman All-American selection by Street & Smith magazine.

After graduating with a bachelor's degree in kinesiology in 2007 Luber played professionally in Israel and Iceland.

In high school, Luber was a first team all-state honoree and set school records for career wins, points, assists and steals. He led his Council Rock North team to the Pennsylvania Sweet 16 and was twice named the Bucks County Player of the Year.

A native of Richboro, Pa., Luber is a current member of the Council Rock Hall of Fame.

Ben attributes his love for playing basketball to his grandfather Joe Spratt who is a St. Joseph University and Big 5 Hall of Famer. Joe's stories about playing for the legendary Jack Ramsey inspired Luber to pursue coaching and motivates him to leave behind a legacy of his own.

Ben is one of five siblings (Justin, David, Kelsey, Kate) raised by parents Dr. Ronald and Kathy Luber.

Luber currently resides in Binghamton and is engaged to be married to Nicki Monzo.

LUBER RÉSUMÉ

Date/Place of Birth

- October 21, 1984 - Abington, Pa.

Education

- Penn State University, bachelor's degree in kinesiology, 2007

Playing Experience

- Penn State (four-year point guard, 2003-07)
- Played professionally in Israel and Iceland for 3 years

Coaching Experience

- 2009-10, Rider University (dir. of basketball operations)
- 2010-12, Rider University (assistant coach)
- 2012-2013, Binghamton (assistant coach)
- 2013-P, Binghamton (associate head coach)

ASSISTANT COACH BRYAN GOODMAN



Goodman brought more than a decade of Division I coaching and administrative experience to the table when he was hired in May 2013. He begins his third season as an assistant with the program in 2015-16.

He came directly from CSU-Bakersfield, where he served as associate head coach the past two seasons. While there, Goodman was actively involved in a program that recorded its first winning season at the Division I level in 2011-12 and earned a bid to the post-season CIT.

Prior to his stint at Cal-State Bakersfield, Goodman was at Oklahoma for five seasons. He was the Director of Basketball Operations from 2006-10 and was an assistant coach during the 2010-11 campaign. In 2009 the Sooners went 30-6, climbed to No. 2 in the polls and advanced to the Elite Eight of the NCAA Tournament. While at Oklahoma, Goodman helped coach four NBA draft picks including current Los Angeles Clipper All-Star Blake Griffin.

From 2000-06, Goodman was an assistant coach at Bucknell University. The Bison won the Patriot League title in 2005 and 2006, advancing to the second round of the NCAA Tournament both seasons. Goodman aided the Bison in finishing the 2005-06 season with a 27-5 ranking and a No. 25 national ranking.

A 1996 graduate of Barat College, Goodman got his start in coaching at his alma mater as an assistant coach from 1996-98. He then became an assistant coach at Susquehanna University from 1998-00. It was in his second year at Susquehanna that Dempsey was also an assistant coach on the staff.

GOODMAN RÉSUMÉ

Date/Place of Birth

- July 12, 1972 - Chocktaw, Okla.

Education

- Barat College (Ill.), bachelor's degree in interdisciplinary social science,1996
- DePaul University, master's degree in history, 1998

Playing Experience

- Barat College (Ill.) (four-year player, 1992-96)

Coaching Experience

- 1996-1998, Barat College (Ill.) (assistant coach)
- 1998-2000, Susquehanna University (assistant coach)
- 2000-2006, Bucknell University (assistant coach)
- 2006-2010, University of Oklahoma (director of bask. ops.)
- 2010-2011, University of Oklahoma (assistant coach)
- 2011-2013, Cal-State Bakersfield (assoc. head coach)
- 2013-P, Binghamton University (assistant coach)





ASSISTANT COACH HERB COURTNEY



Courtney, a former All-CAA selection for University of Delaware (2004-08), joined the program in August 2012 and after serving two seasons as the coordinator of player development, was promoted to assistant coach in 2014. He begins his second season in that role and fourth year at the University in 2015-16.

He played professionally in Argentina, Israel and Turkey and prior to coming to Binghamton, spent the two seasons as an assistant coach at Penn State Abington.

"I coached against Herb when he was a player at Delaware and he was a heck of a player," Dempsey said at the time of Courtney's hiring. "We are excited to give him his first coaching opportunity at the Division I level. I have great confidence that he will be a great coach moving forward."

At Delaware, 6-foot-6 forward Courtney finished his career ranked 10th in scoring with 1,291 career points (11.4 avg.). He also amassed 649 rebounds and is one of just eight Blue Hen players to reach the 1,200-point, 600-rebound mark. As a senior in 2007-08, Courtney averaged 14.1 points and 6.2 rebounds and was a repeat selection as team MVP. He was a second team All-CAA forward in 2007 and a first-team Preseason All-CAA in 2008.

Courtney earned his bachelor's degree in hotel restaurant institutional management in 2008 with a minor in business. He held a 3.0 GPA in his major.

He played professionally oversees in Argentina in 2008 and in Turkey and Israel in 2009.

In August 2010 he joined the staff at Penn State Abington and helped the team triple its win total from the previous year, thanks to a recruiting class that included the conference rookie of the year and the league's top rebounder and top three-point shooter.



COURTNEY RÉSUMÉ

Date/Place of Birth

- November 28, 1984 - Buffalo, N.Y.

Education

- University of Delaware, bachelor's degree in hotel restaurant institutional management, 2008

Playing Experience

- Delaware (four-year forward, 2004-08)
- Played professionally in Argentina, Turkey and Israel

Coaching Experience

- 2010-12, Penn State-Abington (assistant coach)
- 2012-2014, Binghamton University (director of bask. ops.)
- 2014-P, Binghamton University (assistant coach)



COORDINATOR OF PLAYER DEVELOPMENT
CHRETIEN LUKUSA



Lukusa, a former captain and standout guard returns for his second season as coordinator of player development in 2015-16. A 2011 Binghamton graduate, Lukusa also earned his master's degree at the university in 2013.

Lukusa starred for the Bearcats from 2007-11, playing in 116 career games – second-most of any player in school history. A four-year letterwinner and two-year captain, Lukusa scored 640 career points and ranks among the program's top-six in assists (170), steals (92) and rebounds (275).

After receiving his master's degree in student affairs administration, Lukusa remained on campus and has worked as an undergraduate admissions counselor for nearly two years.

A proud and strong ambassador for the BU basketball program and the University as a whole, Lukusa stood tall during a playing tenure whose wide ranging spectrum included a conference title, NCAA tournament berth, two coaching changes and national attention.

He was selected as a recipient of the Director's Award in 2010 after leading the program through a tumultuous season. That season, he started 30 games and ranked fifth in the America East in minutes played. His signature offensive game was a 24-point outburst against Drake, thanks to six three-pointers.

As a sophomore, Lukusa played a key role in BU's record-setting 23-9 season that culminated with the program's first conference championship and NCAA berth at any level in 63 years. A defensive specialist with the power to get to the rim, Lukusa logged 31 minutes in BU's historic NCAA game against Duke on March 19, 2009. That season, he also scored the game-winning shot to beat Boston University.

A native of Toronto, Lukusa served as captain of the Canadian Men's Junior National Team (2006-07). He also has given back to his community, serving as a recreation center volunteer, where he tutored Toronto-area youngsters and supervised sporting events.

Lukusa was active on campus and in the Binghamton community throughout his undergraduate and graduate programs. He worked in the office of the Vice President for Administration in the University Counsel for two years and also served in supervisory roles within the athletics game operations, management and facilities areas. Off campus, Lukusa was a mentor for local special-needs individuals at the Magic Paintbrush Project and also was an active participant in numerous basketball camps and clinics.

He earned his bachelor's degree in sociology with a minor in Africana Studies in 2011.

LUKUSA RÉSUMÉ

Date/Place of Birth

- July 6, 1988 - Democratic Republic of the Congo

Education

- Binghamton, bachelor's degree in sociology, 2011
- Binghamton, master's degree in student affairs administration, 2013

Playing Experience

- Binghamton (four-year guard, 2007-11)
- Captain of Canadian Junior National Team

Coaching Experience

- 2014-P, Binghamton University (coordinator of player dev.)



COACHING NBA PLAYERS

Tommy Dempsey/Ben Luber at Rider

Jason Thompson, Rider, 12th overall pick in 2008 by Sacramento (now with Golden State)



"It was a tremendous honor being coached by Coach Dempsey. We had a similar work ethic in that we both strived for excellence daily. All of our hard work paid off in the end with him receiving coach of the year honors, me receiving player of the year, and our team winning a championship. Doesn't get any better than that!"
— Jason Thompson

Thompson Tidbits

- Signed 5-year, $34 million deal
- Averaging 10.8 points and 7.3 rebounds in 232 career NBA games
- Ranked second in country in rebounding behind Michael Beasley of Kansas State
- 2007-08 MAAC Player of Year and two-time MAAC Defensive Player of Year
- Only player in MAAC history to amass more than 2,000 points and 1,000 rebounds

Bryan Goodman at Oklahoma

Blake Griffin, Oklahoma, 1st overall pick in 2009 by LA Clippers





2015-16 BEARCATS



IN THIS SECTION

Season Outlook 16-19
Team Roster 20
Team Breakdown 21-22
Spotter's Chart 23
Karon Waller 24-26
Marlon Beck II 27-29
John Rinaldi 30-31
Yosef Yacob 32-33
Bobby Ahearn 34
Justin McFadden 35
Dusan Perovic 36
Willie Rodriguez 37
Romello Walker 38
Newcomers 39-40

WITH ALL FIVE STARTERS BACK, BU EYES RISE IN RANKS

YOUNG TEAM RETURNS 90 PERCENT OF OFFENSE AS DEMPSEY CONTINUES REBUILDING PROCESS

Last March on the road, Binghamton men's basketball capped a late-season charge by pushing eventual America East runnerup Stony Brook to the closing minute in a five-point quarterfinal loss. On the floor in crunch time were four freshmen and a sophomore point guard. The Bearcats' lineup was calculated to be the youngest in the entire nation (Statsheet.com).

Fast forward eight months and head coach Tommy Dempsey is hoping to pick up where that team left off as his 2015-16 edition tips off. This year's squad is still predominantly young with 11 underclassmen, but Dempsey hopes the development forged a year ago coupled with a team-first cohesiveness will translate into victories.

"We have a lot of guys who came here on a mission to help us rebuild this program," Dempsey said. "I think there's a sense of everyone being in it together and that's really important. The goal is to continue where we were last February when we started to play better basketball. We played hard, we played together and we did all the things good teams do. Now it's time to become more consistent and to make progress from a win-loss standpoint."

After struggling through a rough patch to open last season, the Bearcats played much better down the stretch and despite losing three starters by the beginning of conference play, BU rallied to achieve the program's highest America East win total in five years.

This season, a foundation of defensive intensity should be supplemented by more scoring weapons.

I think we can score from all over the court offensively," Dempsey said. "We struggled to score last year. I thought our defense continued to get better and we got more comfortable with our pressure and stayed more committed to the defensive end. I think when you're starting four freshmen and a sophomore it's hard to be very good at both ends. I expect the offense to take a big step forward and give us a chance to win more games this season."

Beck back running point

Junior point guard **Marlon Beck II** returns as the team's most-veteran leader with 40 collegiate starts under his belt. Last season he averaged 11.5 points and 2.8 assists against conference opponents. A noted scholastic miler, Beck has great speed but also stamina, as seen by his 35.8 minutes per game over the final two months last season. In addition to his ball-handling, he can be a volume scorer, as evidenced by his 10 career games of 15 or more points, including a pair of 20-point outings last season.



Junior guard Marlon Beck

With the injury and subsequent loss of junior **Yosef Yacob** for the 2015-16 season, freshman **Everson Davis** will see extended minutes in Dempsey's backcourt rotation. Davis is an explosive guard who can play either position. He reached 1,000 points in just three scholastic seasons before spending the last two years at Peddie School (N.J.), where he averaged more than 16 points and earned first team all-league honors.

"Everson has shown a lot of good things and he'll demand minutes," Dempsey said. "He's a Division I player . . . he's fast, he's

got good size and he can play both ends of the court. Everson attacks the basket and he's really good when we get out in transition. He has a chance to be a special player for us."

Freshman **Timmy Rose** has opened eyes with his grit and court vision during preseason and he will see minutes as well. He was an all-state guard at Scranton Prep (15 ppg., 7 apg.) and led the team to a 22-4 record as a senior.

Back to occupy the starting shooting guard slot is athletic sophomore **Romello Walker,** who averaged 10.3 points and shot 40 percent in league play as a freshman. A potential mismatch as a 6-foot-6 guard, Walker can create his own shot and score in bunches. He reached double figures 12 times, including three of BU's last four games. Dempsey is also counting on Walker to spearhead the team's defensive pressure.

The biggest boost to the backcourt will be the addition of redshirt freshman **John Schurman**, who sat out last season and begins his collegiate career as the team's best perimeter shooter. Schurman scored more than 1,500 high school points up the road in Syracuse and averaged 22.5 points as a senior. He spent the 2014-15 season putting up a lot of shots and Dempsey expects the threat of his threes to open up the floor.

"John is a really good shooter and he can stretch the defense," Dempsey said. "It will give our slashers space to do what they do best."

Veteran guards **Karon Waller** and **John Rinaldi** shore up the backcourt unit. Waller, the team's lone senior, has played in 67 collegiate games. Rinaldi has earned minutes with his hard-nosed defending.

Waiting in the wings is sophomore transfer **J.C. Show**, a former Pennsylvania "Mr. Basketball" who played in all 34 games for a Bucknell team that reached the NIT a year ago. He will sit out the 2015-16 season before beginning a three-year Bearcats career next winter.

Talented Perovic back from injury

In the frontcourt, BU welcomes back 6-foot-9 center **Dusan Perovic**, whose promising freshman season (11.5 ppg., 45% 3-pt. FG) was cut short with an injury in early January. A gifted big man who can score in the post or behind the arc, Perovic scored in double figures in five of his nine starts (seven total). In a narrow loss to Boston University on Dec. 3, Perovic broke the school record for points in a game (Div. I era) with a brilliant 34-point performance. He drilled 6-of-8 three-pointers and 11-of-18



Senior guard Karon Waller

overall. He also set a school record with 29 second-half points. But three weeks later, his season was derailed with an ACL tear.

As with Schurman, a healthy Perovic will spread the floor and open up more options on offense.

"Dusan's versatility is the biggest thing," Dempsey said. "When he's on the court and he's at 22 feet, they have to guard him, which opens up lanes."

In Perovic's absence, 6-foot-6 sophomore **Bobby Ahearn** stepped in and blossomed late in his first season. In 18 subsequent starts, Ahearn shot 56 percent and contributed seven double-digit scoring marks, including four in a six-game stretch in late January. Despite being undersized in the post, the blue-collar Ahearn still averaged 7.0 points and 5.1 rebounds over the final nine weeks of the season. His ability to finish down low and find the open man are assets.

Freshman **Thomas Bruce**, who earned his stripes at powerful DeMatha Catholic, brings another big body to the interior. Bruce led DeMatha in rebounding (9.8) as a senior and can run the floor and play both center and forward.

"Thomas comes from one of the top high school programs in America," Dempsey said. "He has experienced a lot of winning. He's a high-level defender with great length and athleticism."

Redshirt freshman forward **Jordan McRae,** another rebounder and shot blocker, rounds out the frontcourt unit.

Wing players Rodriguez, McFadden are becoming face of program

The sophomore tandem of **Willie Rodriguez** and **Justin McFadden** arguably had the biggest impact on the 2014-15 team and their continued emergence will dictate the team's fortunes this winter.

Rodriguez was the team's primary scoring option and earned America East All-Rookie honors after producing team-highs of 11.8 points and 5.5 rebounds. He averaged 13.7 points over his final 19 games and put 19 on the board in the quarterfinal loss at Stony Brook – the 12th time he scored 15 or more points. His 31.6 minutes logged per game were the most on the team and more than all but three freshmen in the entire country.

McFadden endured an early-season facial injury and still emerged as the team's top defender and vocal leader. He averaged 7.2 points in conference play and showed his offensive punch with an 18-point performance against ACC member Boston College. A physical player and the team's best free throw shooter (74%), McFadden tallied 83 points from the line.

Both Rodriguez and McFadden are smart, versatile players and Dempsey believes each will benefit from BU's improved perimeter play.

"Last year we struggled to shoot the ball . . . we were last in the league from three-point range," he said. "It became really easy to crowd Willie, Justin and Romello on their drives and they weren't able to get to the basket as easily as we would want. I think this year we'll be able to put a lot more pressure on the defense because of our shooters."

Schedule sends BU to Final Four entry Michigan State, four postseason teams

Binghamton opens the season with a road game at Atlantic 10 member St. Bonaventure on Nov. 13. Two days later, BU hosts Army in its home opener. The Bearcats will play three home games before heading to East Lansing to face Michigan State on Dec. 5. That game will be televised on ESPNU – the first time Binghamton will appear on ESPN's primary college sports network.



Sophomore center Bobby Ahearn



Sophomore wing Willie Rodriguez

The schedule features nine opponents who won 15 or more games a year ago and four first-time foes, most notably 2014 NCAA Final Four participant Michigan State. Binghamton will also see Oakland, Florida International and St. Francis (Pa.) for the first time.

The 16-game conference slate features two ESPN3 games – both from the Events Center. The game against Stony Brook on Jan. 6 will be shown on the ESPN platform, as will the Feb. 8 home game against Albany. Binghamton will then look to solidify a top-four America East position so BU can bring back the ESPN3 crew for a quarterfinal game in early March.

America East still weighted at the top

Still young, BU was slotted fifth in the America East Coaches' Preseason Poll. The league has three veteran teams coming off 20-win seasons (Albany, Stony Brook, Vermont) and another coming off a 19-win campaign (New Hampshire). Those same teams were picked to repeat their top-four positions in 2015-16, but Dempsey likes where his Bearcats are headed.

"It's a really good group of guys," Dempsey said of his 2015-16 squad. "We have more depth than we've ever had and for the first time, we're not just relying on freshmen. We return a lot of guys who have played a lot of minutes and we know a little more about ourselves this year.

"We're continuing to get better and what we want is to give ourselves a chance to win every night. We're excited for the season to start because we feel we're moving in a very positive direction."

2015-16 AMERICA EAST PRESEASON COACHES' POLL

Rank	Team (1st place votes)	Total
1.	Stony Brook (7)	63
2.	Albany (2)	55
3.	Vermont	49
4.	New Hampshire	47
5.	**Binghamton**	**32**
6.	Hartford	24
7.	UMBC	23
8.	UMass Lowell	19
9.	Maine	12

PRESEASON ALL-CONFERENCE TEAM

Player	Team	Cl.	Pos.
Peter Hooley	Albany	Sr.	G
Evan Singletary	Albany	Sr.	G
Tanner Lessiner	New Hampshire	So.	F
Jameel Warney	Stony Brook	Sr.	F
Ethan O'Day	Vermony	Sr.	F



Sophomore wing Just McFadden

NUMERICAL ROSTER

No.	Name	Cl.	Pos.	Ht.	Wt.	Hometown/High School/Previous School
0	Karon Waller	Sr.	G	6-4	205	Camden, N.J./Collingswood
1	Marlon Beck II	Jr..	G	5-11	175	Bowie, Md./Maret School
4	Timmy Rose	Fr.	G	6-1	170	Scranton, Pa./Scranton Prep
10	Yosef Yacob	Jr..	G	6-0	175	Chester, Pa./Archbishop John Carroll
11	Romello Walker	So.	G	6-6	190	Ft. Lauderdale, Fla./Dillard HS/South Kent School (Conn.)
12	John Rinaldi	Jr.	G	6-2	190	Dunmore, Pa./Dunmore
14	Jordan McRae	Fr.	F	6-6	190	Dix Hills, N.Y./Half Hollow Hills East
15	Bobby Ahearn	So.	F	6-6	225	Marshfield, Mass./Marianapolis Prep (Conn.)
22	Everson Davis	Fr.	G	6-3	185	St. Kitts/Peddie School (N.J.)
25	Justin McFadden	So.	G/F	6-5	200	Philadelphia, Pa./Lower Merion
30	John Schurman	Fr.	G/F	6-6	200	Syracuse, N.Y./Fayetteville-Manlius
32	Thomas Bruce	Fr.	F	6-9	200	Washington, D.C./DeMatha Catholic33
33	J.C. Show	Fr.	G	6-3	210	Clarks Summit, Pa./Abington Heights/Bucknell Univ.
41	Dusan Perovic	So.	F/C	6-9	230	Podgorica, Montenegro/South Kent School
42	Willie Rodriguez	So.	F	6-6	220	Orlando, Fla./East River HS/Chesire Academy (Conn.)

ALPHABETICAL ROSTER

No.	Name	Cl.	Pos.	Ht.	Wt.	Hometown/High School/Previous School
15	Bobby Ahearn	So.	F	6-6	225	Marshfield, Mass./Marianapolis Prep (Conn.)
1	Marlon Beck II	Jr.	G	5-11	175	Bowie, Md./Maret School
32	Thomas Bruce	Fr.	F	6-9	200	Washington, D.C./DeMatha Catholic33
22	Everson Davis	Fr.	G	6-3	185	St. Kitts/Peddie School (N.J.)
25	Justin McFadden	So.	G/F	6-5	200	Philadelphia, Pa./Lower Merion
14	Jordan McRae	Fr.	F	6-6	190	Dix Hills, N.Y./Half Hollow Hills East
41	Dusan Perovic	So.	F/C	6-9	230	Podgorica, Montenegro/South Kent School
12	John Rinaldi	Jr.	G	6-2	190	Dunmore, Pa./Dunmore
42	Willie Rodriguez	So.	F	6-6	220	Orlando, Fla./East River HS/Chesire Academy (Conn.)
4	Timmy Rose	Fr.	G	6-1	170	Scranton, Pa./Scranton Prep
30	John Schurman	Fr.	G/F	6-6	200	Syracuse, N.Y./Fayetteville-Manlius
33	J.C. Show	Fr.	G	6-3	210	Clarks Summit, Pa./Abington Heights/Bucknell Univ.
11	Romello Walker	So.	G	6-6	190	Ft. Lauderdale, Fla./Dillard HS/South Kent School (Conn.)
0	Karon Waller	Sr.	G	6-4	205	Camden, N.J./Collingswood
10	Yosef Yacob	Jr.	G	6-0	175	Chester, Pa./Archbishop John Carroll

Head Coach: Tommy Dempsey (Susquehanna '97), fourth season at Binghamton, 14th overall (223-193)

Associate Head Coach: Ben Luber (Penn State '07), fourth season

Assistant Coaches: Bryan Goodman (Barat College '96), third season,
Herb Courtney (Delaware '08), fourth season

Coordinator of Player Development: Chretien Lukusa (Binghamton '11), second season

PRONOUNCIATION GUIDE

Bobby Ahearn: uh-hurn

Dusan Perovic: do-sahn PARE-oh-vick

Karon Waller: kuh-RON

Yosef Yacob: YAH-cub

J.C. Show: same as shower



RETURNING STARTERS (5)

Name	Cl.	Pos.	Ht.	Wt.	2014-15 Key Stats/Honors
Marlon Beck	Jr..	G	5-11	175	8.2 ppg., 2.6 apg., 30.3 mpg., 50 3-pointers
Romello Walker	So.	G	6-6	195	8.6 ppg., 4.6 rpg., 31 starts was most on team
Justin McFadden	So.	G/F	6-5	200	6.8 ppg., 3.6 rpg., 27.1 mpg
Willie Rodriguez	So.	F	6-6	220	11.8 ppg., 5.5 rpg., America East All-Rookie Team
Bobby Ahearn	So.	F	6-6	225	19.8 mpg., led team in FG% (52%)

OTHER RETURNING LETTERWINNERS (4)

Name	Cl.	Pos.	Ht.	Wt.	2014-15 Key Stats
Yosef Yacob	Jr..	G	6-0	175	Played in all 32 games, scored in double digits seven times
Karon Waller	Jr.	G	6-4	205	Played season-high 25 minutes vs. Buffalo on Dec. 30
John Rinaldi	So.	G	6-2	190	Season-high 22 minutes of play vs. UNH
Dusan Perovic	So.	F	6-9	230	Averaged 11.5 points in 15 games before injury ended season, 45% 3-pt. shooter

KEY PLAYERS LOST (2)

Name	Pos.	Ht.	Wt.	2014-15 Key Stats
Nick Madray	F	6-9	225	10.8 ppg., 3.7 rpg.; transferred out
Magnus Richards	F	6-7	215	2.2 ppg., 2.0 rpg.; transferred out

NEWCOMERS (6)

Name	Cl.	Pos.	Ht.	Wt.	Last Season
Thomas Bruce	Fr.	F	6-9	200	All-Conference for DeMatha team that won 33 games; team-best 9.8 rpg.
Everson Davis	Fr.	G	6-3	185	Totalled 747 points in two seasons at Peddie (16.0 ppg.); 1st team all-league
Timmy Rose	Fr.	G	6-1	170	Finished scholastic career with 964 points
John Schurman	R-Fr.	G	6-6	200	Red-shirted last season; scored 1,541 points in HS; Class AA all-state
Jordan McRae	R-Fr.	F	6-6	200	Red-shirted last season; 13.0 ppg., 14.5 rpg. in senior HS season; All-Long Island
J.C. Show*	So.	G	6-3	210	Transfer from Bucknell; Former 2014 Pennsylvania Gatorade Player of Year

* will sit out 2015-16 season due to NCAA transfer rules



2015-16 Bearcats. Front row from left: Justin McFadden, J.C. Show, John Rinaldi, Marlon Beck II, Head Coach Tommy Dempsey, Timmy Rose, Yosef Yacob, Everson Davis, Karon Waller.

Back row: Assistant Coach Ben Luber, Coordinator of Player Development Chretien Lukusa, John Schurman, Bobby Ahearn, Willie Rodriguez, Dusan Perovic, Thomas Bruce, Romello Walker, Jordan McRae, Assistant Coach Herb Courtney, Strength and Conditioning Coach Bill Bacon.

BY CLASS

Freshmen (3): Bruce, Davis, Rose
Redshirt Freshmen (2): McRae, Schurman
Sophomores (6): Ahearn, McFadden, Perovic, Rodriguez, Show*, Walker
Juniors (3): Beck, Rinaldi, Yacob
Senior (1): Waller
* will sit out 2015-16 season due to NCAA transfer rules

BY STATE OR COUNTRY

St. Kitts (1): Davis
Montenegro (1): Perovic
Florida (2): Rodriguez, Walker
Maryland (1): Beck II
Massachusetts (1): Ahearn
New Jersey (1): Waller
New York (2): McRae, Schurman
Pennsylvania (5): McFadden, Rinaldi, Rose, Show, Yacob
Washington, D.C. (1): Bruce

BY HEIGHT

5-11(1): Beck II
6-0 (1): Yacob
6-1 (1): Rose
6-2 (1): Rinaldi
6-3 (2): Davis, Show
6-4 (1): Waller
6-5 (1): McFadden
6-6 (5): Ahearn, McRae, Rodriguez, Schurman, Walker
6-9 (2): Bruce, Perovic

PRONUNCIATION GUIDE

Bobby Ahearn: uh-HURN
Dusan Perovic: doo-sahn PAIR oh-vick
J.C. Show: like shower
Karon Waller: kuh-RON
Yosef Yacob: YAH-cub



KARON WALLER
Senior• G • 6-4 • 210
Camden, N.J.



MARLON BECK II
Junior • G • 5-11 • 175
Bowie, Md.



TIMMY ROSE
Freshman • G• 6-1 • 170
Scranton, Pa.



YOSEF YACOB
Junior • G • 6-0 • 175
Chester, Pa.



ROMELLO WALKER
Sophomore • G • 6-6 • 195
Ft. Lauderdale, Fla.



JOHN RINALDI
Junior• G • 6-2 • 195
Dunmore, Pa.



JORDAN MCRAE
R-Freshman • F • 6-6 • 200
Dix Hills, N.Y.



BOBBY AHEARN
Sophomore • F • 6-6 • 225
Marshfield, Mass.



EVERSON DAVIS
Freshman • G • 6-3 • 185
St. Kitts



JUSTIN MCFADDEN
Sophomore • G/F • 6-5 • 210
Philadelphia, Pa.



JOHN SCHURMAN
R-Freshman • G/F • 6-6 • 200
Syracuse, N.Y.



THOMAS BRUCE
Freshman • F • 6-9 • 200
Washington, D.C.



J.C. SHOW
Sophomore • G • 6-3 • 210
Clarks Summit, Pa.



DUSAN PEROVIC
Sophomore • F/C • 6-9 • 230
Podgorica, Montenegro



WILLIE RODRIGUEZ
Sophomore • F • 6-6 • 220
Orlando, Fla.



HEAD COACH
TOMMY DEMPSEY
4th Year at Binghamton
14th overall (223-193)

0• KARON WALLER

SENIOR • GUARD • 6-4 • 205 • CAMDEN, NJ • COLLINGSWOOD

On Waller: Team's lone senior ... shooting guard with good basketball IQ ... counted on for leadership.

Junior Season (2014-15): Played in 23 games... averaged 8.0 minutes per game... tallied season-high nine points at UMBC on Jan. 28... pulled down seven rebounds vs. UMass Lowell on Jan. 2... played season-high 25 minutes vs. Buffalo on Dec. 30



Sophomore Season (2013-14): Appeared in 20 games with 15 starts ... averaged 20.8 minutes per game ... registered a career-high of 13 points (4-of-8) at St. Joseph's on Dec. 31 ... averaged 6.2 points per game and 3.3 rebounds per game ... reached double figures three times ... grabbed a career-high 11 rebounds against Hartford on Jan. 23 ... canned 19 three-pointers which ranked fifth on the team.

Freshman Season (2012-13): Appeared in 24 games with two starts ... played an average of 10 minutes with 1.9 rebounds per game ... scored a career-high eight points vs. Hartford on Feb. 6 ... recorded at least one assist in 10 games ... played a career high 24 minutes against St. Peter's

Before Binghamton: Second team All South Jersey as senior for Collingswood High in 2010-11 ... led South Jersey in scoring with 25.8 average ... scored school-record 700 points to lead team to 19-8 record and conference championship ... first team all-conference selection ... attended Mont Clare Academy in Phoenixville, Pa. in 2011-12 ... received offers from Boston University and Miami.

Personal: Born on July 14, 1993 ... parents are Kenneth Waller and Angie Sullivan ... majoring in sociology.

Waller Career Highs

POINTS
13, vs. St. Joseph's (12-31-13)

FIELD GOALS
4, 2x, last vs. St. Joseph's (12-31-13)

FREE THROWS
6, vs. Vermont (3-2-14)

THREE POINTERS
2, 7x, last vs. UMBC (2-22-14)

OFFENSIVE REBOUNDS
4, vs. Albany (1-20-14)

DEFENSIVE REBOUNDS
9, vs. Hartford (1-23-14)

TOTAL REBOUNDS
11, vs. Hartford (1-23-14)

ASSISTS
4, vs. Hartford (2-27-14)

BLOCKS
1, vs. Maine (2-8-14)

STEALS
2, 3x, last vs. Vermont (3-2-14)

MINUTES
33, vs. New Hampshire (2-12-14)

JUNIOR SEASON (2014-15) GAME-BY-GAME STATISTICS

				Total		3-Pointers		Free throws		Rebounds										
Opponent	Date	gs	min	fg-fga	pct	3fg-fga	pct	ft-fta	pct	off	def	tot	avg	pf	a	t/o	blk	stl	pts	avg
at Notre Dame	11-14-14		11	0-1	.000	0-0	.000	0-0	.000	0	4	4	4.0	0	0	0	0	0	0	0.0
at Providence College	11/17/14		5	0-0	.000	0-0	.000	0-0	.000	0	1	1	2.5	0	0	0	0	0	0	0.0
HARTWICK	11/19/14		7	1-1	1.000	0-0	.000	0-0	.000	0	2	2	2.3	1	0	0	0	0	2	0.7
at Army	11/25/14		1	0-0	.000	0-0	.000	0-0	.000	0	0	0	1.8	0	0	0	0	0	0	0.5
at Boston University	12/03/14		19	1-4	.250	1-3	.333	0-0	.000	0	2	2	1.8	0	0	0	0	0	3	1.0
PENN	12/06/14		4	0-1	.000	0-1	.000	0-0	.000	0	0	0	1.5	0	0	0	0	0	0	0.8
CALDWELL	12/08/14		8	0-2	.000	0-2	.000	0-0	.000	0	0	0	1.3	0	0	0	0	0	0	0.7
at Boston College	12/14/14		5	0-0	.000	0-0	.000	0-0	.000	0	0	0	1.1	0	0	1	0	1	0	0.6
at Mount St. Mary's	12/22/14		8	0-0	.000	0-0	.000	0-0	.000	0	1	1	1.1	0	1	1	0	0	0	0.6
BUFFALO	12/30/14		25	1-7	.143	1-5	.200	0-1	.000	0	4	4	1.4	2	1	0	0	0	3	0.8
at UMass Lowell	01/02/15		14	1-2	.500	0-1	.000	2-2	1.000	1	6	7	1.9	1	0	0	0	1	4	1.1
at HARTFORD	01/07/15		7	0-1	.000	0-1	.000	0-0	.000	0	1	1	1.8	1	0	0	0	0	0	1.0
MAINE	01/10/15		7	0-2	.000	0-1	.000	1-2	.500	0	1	1	1.8	0	0	0	0	1	1	1.0
at UAlbany	01/14/15		9	0-0	.000	0-0	.000	0-0	.000	0	0	0	1.6	0	0	1	0	1	0	0.9
NEW HAMPSHIRE	01/17/15		3	0-0	.000	0-0	.000	0-0	.000	0	0	0	1.5	1	1	0	0	0	0	0.9
at Vermont	01/19/15		9	1-3	.333	1-1	1.000	0-0	.000	1	1	2	1.6	0	0	0	0	1	3	1.0
STONY BROOK	01/25/15		6	0-2	.000	0-1	.000	0-0	.000	1	0	1	1.5	1	0	0	0	0	0	0.9
at UMBC Retrievers	01/28/15		13	3-4	.750	1-1	1.000	2-4	.500	0	2	2	1.6	0	0	0	0	0	9	1.4
UMASS LOWELL	01/31/15		4	1-1	1.000	0-0	.000	0-0	.000	0	0	0	1.5	0	0	0	0	0	2	1.4
HARTFORD	02/03/15		3	0-0	.000	0-0	.000	0-0	.000	0	1	1	1.5	0	1	0	0	0	0	1.4
at Maine	02/07/15		10	1-2	.500	0-1	.000	0-0	.000	1	0	1	1.4	0	0	1	0	0	2	1.4
UALBANY	02/10/15		2	0-0	.000	0-0	.000	0-0	.000	0	1	1	1.4	0	0	0	0	0	0	1.3
at New Hampshire	02/14/15		5	0-0	.000	0-0	.000	0-0	.000	0	0	0	1.3	1	0	1	0	0	0	1.3
Totals		0	185	10-33	.303	4-18	.222	5-9	.556	4	27	31	1.3	8	4	5	0	5	29	1.3

Games played: 23
Minutes/game: 8.0
Points/game: 1.3
FG Pct: 30.3
3FG Pct: 22.2
FT Pct: 55.6

Rebounds/game: 1.3
Assists/game: 0.2
Turnovers/game: 0.2
Assist/turnover ratio: 0.8
Steals/game: 0.2

SOPHOMORE SEASON (2013-14) GAME-BY-GAME STATISTICS

				Total		3-Pointers		Free throws		Rebounds										
Opponent	Date	gs	min	fg-fga	pct	3fg-fga	pct	ft-fta	pct	off	def	tot	avg	pf	a	t/o	blk	stl	pts	avg
at Buffalo	12/23/13	*	24	4-5	.800	1-1	1.000	2-2	1.000	2	2	4	4.0	5	1	2	0	0	11	11.0
BRYANT	12/28/13	*	15	2-5	.400	1-1	1.000	1-2	.500	0	4	4	4.0	1	2	0	0	0	6	8.5
at Saint Joseph's	12/31/13	*	25	4-8	.500	1-3	.333	4-4	1.000	0	2	2	3.3	0	1	1	0	1	13	10.0
at Maine	01/05/14	*	10	1-4	.250	0-2	.000	2-2	1.000	0	1	1	2.8	3	0	1	0	0	4	8.5
NEW HAMPSHIRE	01/09/14		15	2-3	.667	2-3	.667	0-0	.000	0	4	4	3.0	1	0	0	0	1	6	8.0
UMASS LOWELL	01/11/14		12	0-3	.000	0-2	.000	5-5	1.000	0	1	1	2.7	0	0	1	0	0	5	7.5
at Stony Brook	01/15/14		15	2-2	1.000	2-2	1.000	0-0	.000	0	4	4	2.9	0	1	1	0	2	6	7.3
at UAlbany	1/20/14	*	31	2-4	.500	1-2	.500	5-6	.833	4	2	6	3.3	1	1	1	0	0	10	7.6
HARTFORD	01/23/14	*	25	2-4	.500	1-2	.500	2-2	1.000	2	9	11	4.1	1	0	2	0	1	7	7.6
at Vermont	01/26/14	*	19	3-3	1.000	2-2	1.000	0-0	.000	0	0	0	3.7	1	1	0	0	0	8	7.6
UMBC	01/29/14	*	24	1-7	.143	0-3	.000	3-4	.750	2	2	4	3.7	4	0	1	0	0	5	7.4
at UMass Lowell	2/1/14	*	9	0-0	.000	0-0	.000	0-0	.000	0	0	0	3.4	0	0	0	0	0	0	6.8
STONY BROOK	02/04/14	*	24	0-3	.000	0-2	.000	0-0	.000	0	2	2	3.3	2	0	1	0	0	0	6.2
MAINE	02/08/14	*	25	3-8	.375	2-4	.500	0-0	.000	2	3	5	3.4	0	1	2	1	1	8	6.4
at New Hampshire	2/12/14	*	33	3-7	.429	2-6	.333	1-1	1.000	0	5	5	3.5	2	0	0	0	2	9	6.5
UALBANY	02/19/14	*	11	0-3	.000	0-2	.000	0-0	.000	0	1	1	3.4	3	1	2	0	0	0	6.1
at UMBC	02-22-14		22	2-4	.500	2-3	.667	1-2	.500	1	2	3	3.4	0	1	0	0	0	7	6.2
at Hartford	2/27/14	*	32	2-4	.500	1-3	.333	0-1	.000	0	2	2	3.3	1	4	3	0	0	5	6.1
VERMONT	03/02/14		27	0-1	.000	0-0	.000	6-8	.750	3	3	6	3.4	5	1	1	0	2	6	6.1
vs Hartford	03/08/14	*	18	2-6	.333	1-3	.333	2-2	1.000	0	1	1	3.3	0	2	0	0	0	7	6.2
Totals		15	416	35-84	.417	19-46	.413	34-41	.829	16	50	66	3.3	30	17	19	1	10	123	6.2

Games played: 20
Minutes/game: 20.8
Points/game: 6.2
FG Pct: 41.7
3FG Pct: 41.3
FT Pct: 82.9

Rebounds/game: 3.3
Assists/game: 0.9
Turnovers/game: 1.0
Assist/turnover ratio: 0.9
Steals/game: 0.5
Blocks/game: 0.1



FRESHMAN SEASON (2012-13) GAME-BY-GAME STATISTICS

				Total		3-Pointers		Free throws		Rebounds										
Opponent	Date	gs	min	fg-fga	pct	3fg-fga	pct	ft-fta	pct	off	def	tot	avg	pf	a	t/o	blk	stl	pts	avg
at Loyola Maryland	11/9/12		15	1-5	.200	0-1	.000	3-4	.750	0	3	3	3.0	0	0	0	0	0	5	5.0
at Navy	11/14/12		6	0-1	.000	0-0	.000	0-0	.000	0	0	0	1.5	0	1	1	0	0	0	2.5
at Army	11/16/12		1	0-0	.000	0-0	.000	0-0	.000	0	0	0	1.0	0	0	0	0	0	0	1.7
ST. PETER'S	11/18/12	*	24	2-4	.500	1-1	1.000	0-0	.000	1	3	4	1.8	0	2	2	0	0	5	2.5
MARYWOOD	11/24/12	*	18	1-4	.250	0-1	.000	0-0	.000	1	5	6	2.6	1	1	3	0	1	2	2.4
at Penn	11/28/12		14	0-4	.000	0-0	.000	2-2	1.000	0	2	2	2.5	3	0	2	0	0	2	2.3
MT. ST. MARY'S	12/01/12		4	0-1	.000	0-0	.000	0-0	.000	0	1	1	2.3	0	0	1	0	1	0	2.0
at Bryant	12/08/12		12	1-1	1.000	0-0	.000	3-7	.429	0	2	2	2.3	0	0	0	0	1	5	2.4
at Colgate	12/28/12		14	0-0	.000	0-0	.000	2-2	1.000	0	0	0	2.0	1	1	3	0	1	2	2.3
CORNELL	12/30/12		1	0-0	.000	0-0	.000	0-0	.000	0	0	0	1.8	0	0	1	0	0	0	2.1
at HARTFORD	01/02/13		11	1-3	.333	0-0	.000	0-0	.000	0	1	1	1.7	0	1	2	0	0	2	2.1
ALBANY	01/07/13		8	0-3	.000	0-2	.000	0-1	.000	1	1	2	1.8	0	0	0	0	0	0	1.9
at Maine	01/19/13		4	0-1	.000	0-0	.000	1-2	.500	0	1	1	1.7	0	0	0	0	0	1	1.8
NEW HAMPSHIRE	01/26/13		10	0-2	.000	0-2	.000	2-2	1.000	0	3	3	1.8	0	1	1	0	0	2	1.9
UMBC	01/30/13		7	1-2	.500	0-1	.000	0-0	.000	0	2	2	1.8	1	1	0	0	0	2	1.9
at ALBANY	02/02/13		7	0-1	.000	0-1	.000	0-0	.000	0	0	0	1.7	0	1	2	0	0	0	1.8
HARTFORD	02/06/13		14	3-4	.750	2-3	.667	0-0	.000	1	2	3	1.8	2	0	4	0	1	8	2.1
BOSTON UNIVERSITY	02/09/13		3	0-1	.000	0-0	.000	0-0	.000	0	0	0	1.7	1	0	0	0	1	0	2.0
at Stony Brook	02/12/13		13	1-3	.333	0-1	.000	0-0	.000	0	2	2	1.7	1	0	2	0	0	2	2.0
MAINE	02/16/13		9	0-2	.000	0-2	.000	0-2	.000	0	3	3	1.8	1	0	1	0	0	0	1.9
at New Hampshire	02/23/13		14	0-3	.000	0-2	.000	1-2	.500	0	0	0	1.7	2	1	0	0	0	1	1.9
VERMONT	02/28/13		11	0-1	.000	0-1	.000	2-2	1.000	0	0	0	1.6	0	0	0	0	0	2	1.9
at UMBC	03/03/13		20	2-5	.400	0-1	.000	0-0	.000	1	3	4	1.7	1	1	2	0	0	4	2.0
vs Stony Brook	3/9/13		15	1-4	.250	0-1	.000	1-2	.500	1	5	6	1.9	1	0	0	0	0	3	2.0
Totals		2	255	14-55	.255	3-20	.150	17-28	.607	6	39	45	1.9	15	11	27	0	6	48	2.0

Games played: 24
Minutes/game: 10.6
Points/game: 2.0
FG Pct: 25.5

Rebounds/game: 1.9
Assists/game: 0.5
Turnovers/game: 1.1
Assist/turnover ratio: 0.4

Waller Career Statistics

Year	G/GS	Min.	FG	FGA	Pct.	3FG	3FGA	Pct.	FT	FTA	Pct.	OReb	DReb.	Avg.	PF	Ast.	TO	Blk	Stl	Pts.	Avg.
2012-13	24/2	255	14	55	.255	3	20	.150	17	28	.607	6	39	1.9	15	11	27	0	6	48	2.0
2013-14	20/15	416	35	84	.417	19	46	.413	34	41	.829	16	50	3.3	30	17	19	1	10	123	6.2
2014-15	23/0	185	10	33	.303	4	18	.222	5	9	.556	4	27	1.3	8	4	5	0	5	29	1.3
Total	**67/17**	**856**	**49**	**172**	**.284**	**26**	**84**	**.310**	**56**	**78**	**.718**	**26**	**116**	**2.1**	**53**	**32**	**51**	**1**	**21**	**200**	**2.9**

Waller America East Statistics

Year	G/GS	Min.	FG	FGA	Pct.	3FG	3FGA	Pct.	FT	FTA	Pct.	OReb	DReb.	Avg.	PF	Ast.	TO	Blk	Stl	Pts.	Avg.
2012-13	13/0	131	8	31	.258	2	16	.125	6	11	.545	3	18	1.6	9	6	14	0	2	24	1.8
2013-14	16/11	334	23	60	.383	15	38	.395	25	31	.806	14	41	3.4	24	11	16	1	9	86	5.4
2014-15	13/0	92	7	17	.412	2	7	.286	5	8	.625	4	13	1.3	5	2	3	0	4	9	1.6
Total	**42/11**	**557**	**38**	**108**	**.352**	**19**	**61**	**.311**	**36**	**50**	**.720**	**21**	**72**	**2.2**	**38**	**19**	**33**	**1**	**15**	**119**	**2.8**

1 • MARLON BECK II

JUNIOR • GUARD • 5-11 • 175 • BOWIE, MD. • MARET



On Beck II: Veteran point guard ... one of quickest guards in America East ... counted on to run offense.

Sophomore Season (2014-15): Played in all 32 games with 20 starts... averaged 8.2 points per game... led team with 84 assists (2.6/game) and 33 steals (1.03/game)... scored in double digits 12 times, including 10 of last 16 games... netted 20 in win over UMBC on Feb. 28... averaged 11.5 points in conference play... led the team with 50 3-pointers made... averaged 30.3 minutes per game... had a career high six steals vs. Hartford (2-3-15)... connected on 6-of-8 three-pointers and finished with 20 points at Albany on Jan. 14 went 9-for-11 from the foul line vs. Maine on Feb. 7.

Freshman Season (2013-14): Appeared in 29 games with 20 starts ... led team in assists (83) and ranked fourth in scoring (9.2) ... set school's freshman records for assists and steals (33) ... three-time America East Rookie of Week ... averaged 10.2 points and 3.2 assists per game ... ranked seventh in AE in assists ... averaged 32.8 minutes, second-highest on team and seventh in America East ... produced 11 double-digit scoring performances ... recorded 10 assists vs. Bryant and again vs. Maine eight days later ... led comeback over Cornell with game- and season-high 27 points (19 in second half) ... made three clutch free throws with 4.6 seconds left to force overtime at New Hampshire and then drilled 3-pointer with 56 seconds left in OT to help seal win ... connected on 41 3-pointers, second on the team ... member of the Fall AD Honor Roll (3.3 GPA or above).

Before Binghamton: Three-year letterwinner at Maret School (D.C.) ... selected to All-Met team by Washington Post ... two-time Mid-Atlantic All-Conference first team choice ... led Maret to 24-4 record and program's first-ever conference title as senior ... averaged 12.3 points and 7.0 assists ... member of DMV Elite All-DC first team ... chosen to compete in Capital Classic all-star game pitting best players from D.C. against other high school players from across the country ... Maret won regular-season and postseason conference crowns and was ranked among top-10 in D.C. ... scored season-high 29 points in one game and handed out season-high 12 assists in another ... played for Ivey 23 Terps AAU team that went 32-5 and won five tournament titles in Summer 2012 ... also was conference long jump champion and school record holder for track team ... honor roll student each of his last two years.

Personal: Born September 13, 1994 ... parents are Marlon Beck and Yvonne Prettyman-Beck ... majoring in economics.



Beck Career Highs

POINTS
27, vs. Cornell (11-13-13)
FIELD GOALS
9, vs. Cornell (11-13-13)
FREE-THROWS
9, vs. Maine (2-7-15)
THREE-POINTERS
6, 2x, last vs. Albany (1-14-15)
REBOUNDS:
6, vs. Syracuse (12-7-13)
ASSISTS:
10, 2x, last vs. Maine (1-5-14)
STEALS
6, vs. Hartford (2-3-15)
MINUTES
39, 2x, last vs. Stony Brook (2-21-15)

SOPHOMORE SEASON (2014-15) GAME-BY-GAME STATISTICS

				Total		3-Pointers		Free throws		Rebounds										
Opponent	Date	gs	min	fg-fga	pct	3fg-fga	pct	ft-fta	pct	off	def	tot	avg	pf	a	t/o	blk	stl	pts	avg
at Notre Dame	11-14-14	*	19	1-5	.200	0-3	.000	0-0	.000	0	2	2	2.0	1	1	1	0	0	2	2.0
at Providence College	11/17/14		16	0-3	.000	0-1	.000	0-0	.000	0	2	2	2.0	0	3	0	0	0	0	1.0
HARTWICK	11/19/14		25	0-5	.000	0-3	.000	3-4	.750	1	0	1	1.7	0	3	2	1	1	3	1.7
vs Manhattan	11/22/14		27	3-5	.600	2-3	.667	2-2	1.000	1	2	3	2.0	4	1	5	0	1	10	3.8
vs Navy	11/23/14		16	0-3	.000	0-2	.000	0-0	.000	0	1	1	1.8	1	1	0	0	0	0	3.0
at Army	11/25/14		32	2-6	.333	2-4	.500	0-0	.000	0	3	3	2.0	2	3	1	0	1	6	3.5
CORNELL	11/29/14		27	1-4	.250	1-4	.250	3-5	.600	0	3	3	2.1	3	1	2	0	1	6	3.9
at Boston University	12/03/14		19	1-4	.250	0-1	.000	0-0	.000	0	1	1	2.0	1	5	4	0	2	2	3.6
PENN	12/06/14		20	3-6	.500	3-5	.600	0-1	.000	0	2	2	2.0	0	1	1	0	0	9	4.2
CALDWELL	12/08/14		27	5-9	.556	3-6	.500	0-0	.000	1	2	3	2.1	4	5	1	0	2	13	5.1
at Colgate	12/11/14		23	1-5	.200	0-1	.000	0-0	.000	0	0	0	1.9	0	2	1	0	1	2	4.8
at Boston College	12/14/14		11	0-2	.000	0-2	.000	2-2	1.000	0	1	1	1.8	0	0	2	0	0	2	4.6
ST. BONAVENTURE	12/20/14		30	2-5	.400	1-2	.500	1-2	.500	0	0	0	1.7	1	3	3	0	2	6	4.7
at Mount St. Mary's	12/22/14	*	38	3-6	.500	2-4	.500	0-0	.000	1	3	4	1.9	4	3	3	0	0	8	4.9
BUFFALO	12/30/14	*	28	1-6	.167	0-4	.000	0-0	.000	0	3	3	1.9	2	3	2	1	2	2	4.7
at UMass Lowell	01/02/15	*	33	0-2	.000	0-2	.000	1-2	.500	0	3	3	2.0	4	4	6	0	1	1	4.5
at HARTFORD	01/07/15	*	32	6-10	.600	2-6	.333	2-4	.500	2	1	3	2.1	1	3	3	0	1	16	5.2
MAINE	01/10/15	*	33	1-7	.143	1-4	.250	2-2	1.000	0	2	2	2.1	2	2	0	0	0	5	5.2
at UAlbany	01/14/15	*	37	7-11	.636	6-8	.750	0-0	.000	0	3	3	2.1	2	1	3	0	0	20	5.9
NEW HAMPSHIRE	01/17/15	*	41	4-13	.308	1-5	.200	2-2	1.000	0	2	2	2.1	0	3	0	0	1	11	6.2
at Vermont	01/19/15	*	32	2-9	.222	1-5	.200	0-0	.000	0	3	3	2.1	2	2	1	0	0	5	6.1
STONY BROOK	01/25/15	*	24	6-9	.667	3-5	.600	0-1	.000	1	2	3	2.2	5	1	1	0	0	15	6.5
at UMBC Retrievers	01/28/15	*	38	3-8	.375	1-4	.250	2-3	.667	0	6	6	2.3	2	6	1	0	3	9	6.7
UMASS LOWELL	01/31/15	*	35	3-7	.429	3-6	.500	5-6	.833	0	2	2	2.3	0	5	1	0	0	14	7.0
HARTFORD	02/03/15	*	36	2-9	.222	2-7	.286	4-5	.800	2	2	4	2.4	4	2	1	0	6	10	7.1
at Maine	02/07/15	*	38	3-9	.333	3-8	.375	9-11	.818	0	3	3	2.4	3	6	1	0	2	18	7.5
UALBANY	02/10/15	*	40	4-11	.364	4-7	.571	1-2	.500	0	3	3	2.4	2	2	0	0	2	13	7.7
at New Hampshire	02/14/15	*	40	3-12	.250	0-5	.000	4-6	.667	0	4	4	2.5	2	0	1	0	1	10	7.8
VERMONT	02/18/15	*	38	2-6	.333	1-4	.250	4-8	.500	1	3	4	2.6	1	3	2	0	2	9	7.8
at Stony Brook	02/21/15	*	39	3-9	.333	2-7	.286	0-0	.000	1	4	5	2.6	1	1	5	0	0	8	7.8
UMBC	02/28/15	*	37	8-12	.667	4-8	.500	0-0	.000	0	2	2	2.6	0	4	1	0	0	20	8.2
at Stony Brook	03/04/15	*	37	3-7	.429	2-4	.500	0-0	.000	0	2	2	2.6	2	4	1	0	1	8	8.2
Totals		20	968	83-225	.369	50-140	.357	47-68	.691	11	72	83	2.6	56	84	56	2	33	263	8.2

Games played: 32
Minutes/game: 30.3
Points/game: 8.2
FG Pct: 36.9
3FG Pct: 35.7
FT Pct: 69.1

Rebounds/game: 2.6
Assists/game: 2.6
Turnovers/game: 1.8
Assist/turnover ratio: 1.5
Steals/game: 1.0
Blocks/game: 0.1

FRESHMAN SEASON (2013-14) GAME-BY-GAME STATISTICS

				Total		3-Pointers		Free throws		Rebounds											
Opponent	Date	gs	min	fg-fga	pct	3fg-fga	pct	ft-fta	pct	off	def	tot	avg	pf	a	t/o	blk	stl	pts	avg
LOYOLA (MD.)	11/08/13		33	2-9	.222	2-5	.400	2-2	1.000	1	2	3	3.0	0	2	4	0	1	8	8.0
at Brown	11-10-13		31	4-10	.400	2-5	.400	3-7	.429	1	2	3	3.0	1	2	2	0	2	13	10.5
at Cornell	11/13/13		32	9-15	.600	6-9	.667	3-5	.600	0	4	4	3.3	3	2	0	0	1	27	16.0
NAVY	11/16/13		31	3-9	.333	0-5	.000	5-6	.833	0	3	3	3.3	4	0	5	0	1	11	14.8
RADFORD	11/23/13	*	30	1-7	.143	1-4	.250	4-5	.800	0	2	2	3.0	1	2	3	0	1	7	13.2
at Saint Peter's	11/26/13	*	35	3-9	.333	1-6	.167	0-1	.000	0	2	2	2.8	4	2	2	0	4	7	12.2
COLGATE	12/01/13	*	30	5-8	.625	3-5	.600	1-1	1.000	0	1	1	2.6	0	2	2	0	1	14	12.4
at Mount St. Mary's	12/04/13	*	34	6-12	.500	4-6	.667	3-8	.375	0	3	3	2.6	1	2	3	0	0	19	13.3
at Syracuse	12/07/13	*	39	5-12	.417	2-7	.286	2-6	.333	2	4	6	3.0	2	2	5	0	0	14	13.3
at Monmouth	12/14/13	*	37	2-10	.200	0-6	.000	3-4	.750	0	4	4	3.1	2	3	3	0	1	7	12.7
at Buffalo	12/23/13	*	36	2-10	.200	0-5	.000	0-0	.000	0	0	0	2.8	0	4	2	0	0	4	11.9
BRYANT	12/28/13	*	37	3-13	.231	2-6	.333	2-3	.667	0	1	1	2.7	0	10	1	0	4	10	11.8
at Saint Joseph's	12/31/13	*	35	1-11	.091	1-7	.143	0-2	.000	2	1	3	2.7	3	3	1	0	1	3	11.1
at Maine	01/05/14	*	37	2-7	.286	1-5	.200	0-2	.000	0	2	2	2.6	2	10	2	0	0	5	10.6
NEW HAMPSHIRE	01/09/14	*	28	4-7	.571	3-5	.600	0-0	.000	0	1	1	2.5	1	0	3	0	0	11	10.7
UMASS LOWELL	01/11/14	*	30	2-9	.222	0-6	.000	0-0	.000	1	2	3	2.6	3	5	1	0	1	4	10.3
at Stony Brook	01/15/14	*	25	1-4	.250	0-3	.000	1-2	.500	1	0	1	2.5	2	4	2	0	0	3	9.8
at UAlbany	1/20/14	*	38	4-8	.500	3-5	.600	5-8	.625	0	1	1	2.4	3	3	1	0	2	16	10.2
HARTFORD	01/23/14	*	35	2-11	.182	1-7	.143	1-2	.500	0	1	1	2.3	2	3	1	0	0	6	9.9
at Vermont	01/26/14	*	28	1-7	.143	0-2	.000	0-0	.000	0	1	1	2.3	1	0	3	0	2	2	9.6
UMBC	01/29/14	*	35	3-10	.300	1-4	.250	1-2	.500	0	3	3	2.3	3	5	2	0	2	8	9.5
at UMass Lowell	2/1/14		27	1-8	.125	0-5	.000	0-0	.000	1	3	4	2.4	4	5	1	0	0	2	9.1
STONY BROOK	02/04/14		29	1-7	.143	1-5	.200	3-4	.750	0	1	1	2.3	3	1	2	0	0	6	9.0
MAINE	02/08/14		23	2-7	.286	1-4	.250	2-2	1.000	1	1	2	2.3	1	4	0	0	0	7	8.9
at New Hampshire	2/12/14		27	4-9	.444	2-4	.500	7-9	.778	0	1	1	2.2	0	1	2	0	1	17	9.2
UALBANY	02/19/14		37	2-7	.286	0-4	.000	0-1	.000	1	0	1	2.2	1	3	3	0	2	4	9.0
at UMBC	02-22-14	*	36	4-9	.444	1-5	.200	7-8	.875	0	2	2	2.2	4	0	3	0	1	16	9.3
at Hartford	2/27/14	*	40	4-7	.571	1-2	.500	0-0	.000	0	2	2	2.2	4	1	0	0	5	9	9.3
vs Hartford	03/08/14	*	36	3-10	.300	2-7	.286	0-0	.000	0	1	1	2.1	3	2	3	0	0	8	9.2
Totals		20	951	86-262	.328	41-149	.275	55-90	.611	11	51	62	2.1	58	83	62	0	33	268	9.2

Games played: 29
Minutes/game: 32.8
Points/game: 9.2
FG Pct: 32.8
3FG Pct: 27.5
FT Pct: 61.1

Rebounds/game: 2.1
Assists/game: 2.9
Turnovers/game: 2.1
Assist/turnover ratio: 1.3
Steals/game: 1.1

Beck Career Statistics

Year	G/GS	Min.	FG	FGA	Pct.	3FG	3FGA	Pct.	FT	FTA	Pct.	OReb	DReb.	Avg.	PF	Ast.	TO	Blk	Stl	Pts.	Avg.
2013-14	29/20	951	86	262	.328	41	149	.275	55	90	.611	11	51	2.1	58	83	62	0	33	268	9.2
2014-15	32/20	968	83	225	.369	50	140	.357	83	225	.691	11	72	2.6	56	84	56	2	33	263	8.2
Total	**61/40**	**1,919**	**169**	**487**	**.347**	**91**	**289**	**.315**	**138**	**315**	**.438**	**22**	**123**	**2.4**	**114**	**167**	**118**	**2**	**66**	**531**	8.7

Beck America East Statistics

Year	G/GS	Min.	FG	FGA	Pct.	3FG	3FGA	Pct.	FT	FTA	Pct.	OReb	DReb.	Avg.	PF	Ast.	TO	Blk	Stl	Pts.	Avg.
2013-14	15/10	475	37	117	.316	15	66	.227	27	40	.675	5	21	1.7	34	45	26	0	16	116	7.7
2014-15	16/16	573	57	144	.396	34	91	.374	36	52	.692	7	45	3.3	31	45	27	0	19	184	11.5
Total	**31/26**	**1,048**	**94**	**261**	**.360**	**49**	**157**	**.312**	**63**	**92**	**.684**	**12**	**66**	**2.5**	**65**	**90**	**53**	**0**	**35**	**300**	**9.7**

12 • JOHN RINALDI

JUNIOR • GUARD • 6-2 • 195 • DUNMORE, PA. • DUNMORE



On Rinaldi: Hard-nosed player who has fought for minutes in first two years ... "glue guy" who defends relentlessly.

Sophomore Season (2014-15): Played in 19 games... grabbed career-high five rebounds vs. New Hampshire on Feb. 14... collected three points and a steal against Albany on Feb. 10...pulled down three offensive rebounds vs. Stony Brook on Jan. 25... averaged 5.2 minutes per game, including season-high 22 at UNH... member of Fall and Spring AD Honor Roll (3.3 GPA or above).

Freshman Season (2013-14): Played in 26 games ... logged a season-high 16 minutes at St. Peter's on Nov. 26 and Vermont on March 2 ... netted a season-best four points vs. New Hampshire on Jan. 9 ... recorded a pair of steals against St. Peter's and Albany ... pulled down a rebound in 10 different contests ... member of the Fall AD Honor Roll (3.3 GPA or above) ... named to the America East Honor Roll for GPA of 3.0 or higher.

Before Binghamton: Four-year letterwinner at Dunmore High ... 1,000-point scorer ... first-team all-league selection ... led Dunmore to Lackawanna League championship ... also excelled in football and track ... holds Pennsylvania state record with five interceptions in a game ... led football team to Eastern Pa. crown and state title game appearance as senior ... two-time all-league selection in both football and track ... all-region track performer and school record holder in long jump and high jump ... twice won district high jump championship ... member of National Honor Society ... graduated in top 5 percent of his class.

Personal: Born August 30, 1994 ... parents are Mark and Annie Rinaldi ... majoring in business administration.

SOPHOMORE SEASON (2014-15) GAME-BY-GAME STATISTICS

				Total		3-Pointers		Free throws		Rebounds										
Opponent	Date	gs	min	fg-fga	pct	3fg-fga	pct	ft-fta	pct	off	def	tot	avg	pf	a	t/o	blk	stl	pts	avg
HARTWICK	11/19/14		4	0-0	.000	0-0	.000	1-2	.500	0	0	0	0.0	0	0	0	0	1	1	1.0
at Army	11/25/14		3	0-0	.000	0-0	.000	0-0	.000	0	0	0	0.0	1	0	0	0	0	0	0.5
at Boston University	12/03/14		1	0-0	.000	0-0	.000	0-0	.000	0	0	0	0.0	0	1	0	0	0	0	0.3
BUFFALO	12/30/14		2	0-0	.000	0-0	.000	0-0	.000	0	1	1	0.3	0	0	0	0	0	0	0.3
at HARTFORD	01/07/15		2	0-0	.000	0-0	.000	0-0	.000	0	0	0	0.2	1	0	0	0	0	0	0.2
MAINE	01/10/15		0	0-0	.000	0-0	.000	0-0	.000	0	0	0	0.2	0	0	0	0	0	0	0.2
NEW HAMPSHIRE	01/17/15		4	0-0	.000	0-0	.000	0-0	.000	0	0	0	0.1	1	0	0	0	0	0	0.1
at Vermont	01/19/15		2	1-2	.500	0-0	.000	0-0	.000	0	0	0	0.1	0	0	0	0	0	2	0.4
STONY BROOK	01/25/15		12	0-2	.000	0-0	.000	0-0	.000	3	1	4	0.6	0	1	1	0	0	0	0.3
at UMBC Retrievers	01/28/15		2	0-0	.000	0-0	.000	0-0	.000	0	0	0	0.5	1	0	0	0	0	0	0.3
UMASS LOWELL	01/31/15		4	0-0	.000	0-0	.000	1-2	.500	1	0	1	0.5	0	1	0	0	0	1	0.4
HARTFORD	02/03/15		2	0-0	.000	0-0	.000	0-0	.000	0	0	0	0.5	0	0	0	0	0	0	0.3
at Maine	02/07/15		5	0-0	.000	0-0	.000	1-2	.500	0	0	0	0.5	0	0	0	0	0	1	0.4
UALBANY	02/10/15		8	1-1	1.000	0-0	.000	1-1	1.000	0	0	0	0.4	3	0	1	0	1	3	0.6
at New Hampshire	02/14/15		22	0-1	.000	0-0	.000	0-0	.000	3	2	5	0.7	1	0	1	0	2	0	0.5
VERMONT	02/18/15		3	0-0	.000	0-0	.000	0-0	.000	0	0	0	0.7	0	0	0	0	0	0	0.5
at Stony Brook	02/21/15		4	0-0	.000	0-0	.000	0-0	.000	0	0	0	0.6	0	0	0	0	0	0	0.5
UMBC	02/28/15		13	0-1	.000	0-0	.000	0-0	.000	0	1	1	0.7	2	0	0	1	1	0	0.4
at Stony Brook	03/04/15		5	0-0	.000	0-0	.000	0-0	.000	0	1	1	0.7	2	0	0	0	0	0	0.4
Totals		0	98	2-7	.286	0-0	.000	4-7	.571	7	6	13	0.7	12	3	3	1	5	8	0.4

Games played: 19
Minutes/game: 5.2
Points/game: 0.4
FG Pct: 28.6
FT Pct: 57.1

Rebounds/game: 0.7
Assists/game: 0.2
Turnovers/game: 0.2
Assist/turnover ratio: 1.0
Steals/game: 0.3
Blocks/game: 0.1

Rinaldi Career Highs

POINTS
4, vs. New Hampshire (1-9-14)
FIELD GOALS
1, 4x last vs. Albany (2-10-15)
REBOUNDS
5, vs. New Hampshire (2-14-15)
BLOCKS
1, 2x, last vs. UMBC (2-28-15)
STEALS
2, 3x, last vs. New Hampshire (2-14-15)
MINUTES
22, vs. New Hampshire (2-14-15)

FRESHMAN SEASON (2013-14) GAME-BY-GAME STATISTICS

				Total		3-Pointers		Free throws		Rebounds										
Opponent	Date	gs	min	fg-fga	pct	3fg-fga	pct	ft-fta	pct	off	def	tot	avg	pf	a	t/o	blk	stl	pts	avg
LOYOLA (MD.)	11/08/13		6	0-0	.000	0-0	.000	0-0	.000	1	1	2	2.0	1	0	1	1	1	0	0.0
at Brown	11-10-13		3	0-0	.000	0-0	.000	0-2	.000	0	1	1	1.5	1	0	0	0	0	0	0.0
at Cornell	11/13/13		1	0-0	.000	0-0	.000	0-0	.000	0	0	0	1.0	0	0	1	0	0	0	0.0
NAVY	11/16/13		2	0-0	.000	0-0	.000	0-0	.000	0	0	0	0.8	2	0	0	0	0	0	0.0
at Saint Peter's	11/26/13		16	0-0	.000	0-0	.000	0-1	.000	0	0	0	0.6	2	0	0	0	2	0	0.0
COLGATE	12/01/13		8	0-0	.000	0-0	.000	0-0	.000	0	1	1	0.7	3	0	0	0	0	0	0.0
at Mount St. Mary's	12/04/13		6	0-0	.000	0-0	.000	0-0	.000	0	1	1	0.7	1	0	0	0	0	0	0.0
at Syracuse	12/07/13		1	0-0	.000	0-0	.000	0-0	.000	0	1	1	0.8	1	0	0	0	0	0	0.0
at Monmouth	12/14/13		3	1-1	1.000	0-0	.000	1-3	.333	0	1	1	0.8	2	0	1	0	0	3	0.3
at Buffalo	12/23/13		7	0-0	.000	0-0	.000	0-0	.000	0	0	0	0.7	4	0	0	0	0	0	0.3
BRYANT	12/28/13		7	0-0	.000	0-0	.000	0-0	.000	0	0	0	0.6	1	0	1	0	0	0	0.3
at Saint Joseph's	12/31/13		7	0-1	.000	0-1	.000	0-0	.000	0	0	0	0.6	1	0	0	0	0	0	0.3
at Maine	01/05/14		2	0-1	.000	0-0	.000	0-0	.000	0	1	1	0.6	0	0	0	0	0	0	0.2
NEW HAMPSHIRE	01/09/14		5	1-1	1.000	0-0	.000	2-2	1.000	1	0	1	0.6	0	0	0	0	0	4	0.5
at Stony Brook	01/15/14		2	0-0	.000	0-0	.000	0-0	.000	0	0	0	0.6	0	0	0	0	0	0	0.5
at UAlbany	1/20/14		4	0-0	.000	0-0	.000	0-0	.000	0	0	0	0.6	2	0	1	0	2	0	0.4
at Vermont	01/26/14		3	0-0	.000	0-0	.000	0-0	.000	0	0	0	0.5	1	0	0	0	0	0	0.4
UMBC	01/29/14		1	0-0	.000	0-0	.000	0-0	.000	0	0	0	0.5	0	0	0	0	0	0	0.4
at UMass Lowell	2/1/14		9	0-0	.000	0-0	.000	0-0	.000	1	1	2	0.6	1	0	0	0	0	0	0.4
STONY BROOK	02/04/14		4	0-0	.000	0-0	.000	0-0	.000	0	0	0	0.6	0	0	0	0	0	0	0.4
at New Hampshire	2/12/14		4	0-0	.000	0-0	.000	0-0	.000	1	0	1	0.6	0	0	0	0	0	0	0.3
UALBANY	02/19/14		0	0-0	.000	0-0	.000	0-0	.000	0	0	0	0.5	0	0	0	0	0	0	0.3
at UMBC	02-22-14		0	0-0	.000	0-0	.000	0-0	.000	0	0	0	0.5	0	0	0	0	0	0	0.3
at Hartford	2/27/14		5	0-0	.000	0-0	.000	0-0	.000	0	0	0	0.5	1	0	0	0	0	0	0.3
VERMONT	03/02/14		16	0-0	.000	0-0	.000	0-0	.000	0	0	0	0.5	1	1	0	0	0	0	0.3
vs Hartford	03/08/14		5	0-0	.000	0-0	.000	0-0	.000	0	0	0	0.5	1	0	0	0	0	0	0.3
Totals		0	127	2-4	.500	0-1	.000	3-8	.375	4	8	12	0.5	26	1	5	1	5	7	0.3

Games played: 26
Minutes/game: 4.9
Points/game: 0.3
FG Pct: 50.0
3FG Pct: 0.0
FT Pct: 37.5

Rebounds/game: 0.5
Assists/game: 0.0
Turnovers/game: 0.2
Assist/turnover ratio: 0.2
Steals/game: 0.2
Blocks/game: 0.0

Rinaldi Career Statistics

Year	G/GS	Min.	FG	FGA	Pct.	3FG	3FGA	Pct.	FT	FTA	Pct.	OReb	DReb.	Avg.	PF	Ast.	TO	Blk	Stl	Pts.	Avg.
2013-14	26/0	127	2	4	.500	0	1	.000	3	8	.375	4	8	0.5	26	1	5	1	5	7	0.3
2014-15	19/0	98	2	7	.286	0	0	.000	4	7	.571	7	6	0.7	12	3	3	1	5	8	0.4
Total	**45**	**225**	**4**	**11**	**.363**	**0**	**1**	**.000**	**7**	**15**	**0.467**	**11**	**14**	**0.6**	**38**	**4**	**8**	**2**	**10**	**15**	**0.3**

Rinaldi America East Statistics

Year	G/GS	Min.	FG	FGA	Pct.	3FG	3FGA	Pct.	FT	FTA	Pct.	OReb	DReb.	Avg.	PF	Ast.	TO	Blk	Stl	Pts.	Avg.
2013-14	13/0	55	1	2	.500	0	0	.000	2	2	1.000	3	2	0.4	6	1	1	0	2	4	0.3
2014-15	14/0	83	2	7	.286	0	0	.000	3	5	.600	7	4	0.1	9	2	3	1	4	3	0.5
Total	**27/0**	**138**	**3**	**9**	**.333**	**0**	**0**	**.000**	**5**	**7**	**.714**	**10**	**6**	**0.6**	**15**	**3**	**4**	**1**	**6**	**7**	**0.3**

10 • YOSEF YACOB

JUNIOR • GUARD • 6-0 • 175 • CHESTER, PA. • ARCHBISHOP JOHN CARROLL



On Yacob: Veteran guard ... can play point or shooting spot ... good ball handler ... one of team's top shooters.

Sophomore Season (2014-15) Played in all 32 games with 15 starts.....Averaged 5.8 points in 22.8 minutes of action...Scored in double-digits seven times.....Twice hit for season-high 15 points (vs. Cornell and UMass Lowell)... Had four assists in back-to-back games vs. Cornell and Boston Univ.....Hit 4-of-5 three-pointers in win over UMass..... Lowell on Jan. 31.....Went 6-6 from the foul line vs. UMBC on Jan. 28....Member of Spring AD Honor Roll (3.3 GPA and above).

Freshman Season (2013-14): Appeared in 27 games with 22 starts ... America East All-Rookie selection ... averaged 11.5 points - No. 2 on team and third-highest among America East rookies ... two-time America East Rookie of Week ... scored in double figures in 12 of last 15 games, including season-high 22 points vs. Vermont on March 2 ... ranked fourth in America East in conference minutes played (33.8 mpg.) ... tied school's freshman record for made three-pointers (46) ... his 12-assist showing vs. New Hampshire on Jan. 9 was league's season-high in AE play ... hit dramatic three-pointer at regulation buzzer to force overtime at Hartford on Feb. 27 ... scored career high 18 points, including 9-9 from the line vs. Mt. St. Mary's on Dec. 4 ... member of the Fall AD Honor Roll (3.3 GPA or above).

Before Binghamton: Philadelphia-area point guard who lettered four years at Archbishop John Carroll ... two-time all-state selection for Class AAA ... twice named first team All-Delaware County and Philadelphia All-Catholic League ... as senior led team to 23-7 record and state runnerup showing ... tallied 10 points with four assists in championship game ... scored 1,139 career points ... as junior averaged 12.8 points, 4.2 assists and 3.2 rebounds ... led team to 20-8 record and state quarterfinal appearance as junior ... averaged 20.1 points over final month of junior season.

Personal: Born November 6, 1993 ... parents are Michael and Dehab Yacob ... majoring in English.

Yacob Career Highs

POINTS
22, vs. UMass Lowell (1-11-14)
FIELD GOALS
9, vs. UMass Lowell (1-11-14)
FREE THROWS
9, vs. Mt. St. Mary's (12-4-13)
THREE-POINTERS
3, 7x, last vs. Hartfor (2-3-15)
REBOUNDS
4, 4x, last vs. Hartford (2-3-15)
ASSISTS
12, vs. New Hampshire (1-9-14)
STEALS
3, 4x, last vs. Maine (1-10-15)
MINUTES
38, 2x, last vs. Albany (2-10-15)

SOPHOMORE SEASON (2014-15) GAME-BY-GAME STATISTICS

				Total		3-Pointers		Free throws		Rebounds										
Opponent	Date	gs	min	fg-fga	pct	3fg-fga	pct	ft-fta	pct	off	def	tot	avg	pf	a	t/o	blk	stl	pts	avg
at Notre Dame	11-14-14		30	2-6	.333	1-4	.250	2-4	.500	0	0	0	0.0	0	0	4	0	0	7	7.0
at Providence College	11/17/14	*	21	3-8	.375	0-3	.000	1-1	1.000	0	2	2	1.0	3	1	5	0	0	7	7.0
HARTWICK	11/19/14	*	22	4-8	.500	3-7	.429	3-3	1.000	0	2	2	1.3	0	2	1	0	0	14	9.3
vs Manhattan	11/22/14	*	24	1-2	.500	0-1	.000	3-3	1.000	0	1	1	1.3	2	2	6	0	0	5	8.3
vs Navy	11/23/14	*	35	3-10	.300	3-9	.333	3-5	.600	1	1	2	1.4	4	3	1	1	1	12	9.0
at Army	11/25/14	*	24	0-4	.000	0-3	.000	2-2	1.000	0	0	0	1.2	4	1	3	0	0	2	7.8
CORNELL	11/29/14	*	30	4-7	.571	1-4	.250	6-7	.857	0	1	1	1.1	2	4	0	0	1	15	8.9
at Boston University	12/03/14	*	22	1-1	1.000	0-0	.000	0-0	.000	0	0	0	1.0	3	4	2	0	0	2	8.0
PENN	12/06/14	*	26	1-4	.250	1-4	.250	2-2	1.000	0	1	1	1.0	1	2	2	0	0	5	7.7
CALDWELL	12/08/14	*	17	3-7	.429	2-6	.333	0-0	.000	0	0	0	0.9	4	2	1	0	3	8	7.7
at Colgate	12/11/14	*	35	2-5	.400	1-2	.500	0-0	.000	0	0	0	0.8	1	1	3	0	0	5	7.5
at Boston College	12/14/14	*	25	1-9	.111	0-3	.000	3-3	1.000	1	3	4	1.1	2	0	2	0	0	5	7.3
ST. BONAVENTURE	12/20/14	*	10	1-2	.500	0-1	.000	0-0	.000	0	0	0	1.0	0	0	1	0	0	2	6.8
at Mount St. Mary's	12/22/14		18	0-3	.000	0-3	.000	0-0	.000	0	1	1	1.0	0	0	2	0	1	0	6.4
BUFFALO	12/30/14		11	2-3	.667	2-3	.667	2-2	1.000	0	0	0	0.9	3	1	0	0	0	8	6.5
at UMass Lowell	01/02/15		12	0-1	.000	0-1	.000	0-0	.000	0	0	0	0.9	0	0	1	0	3	0	6.1
at HARTFORD	01/07/15		15	1-4	.250	0-2	.000	0-0	.000	0	0	0	0.8	1	1	0	0	1	2	5.8
MAINE	01/10/15		16	0-6	.000	0-4	.000	2-2	1.000	0	0	0	0.8	0	0	1	0	3	2	5.6
at UAlbany	01/14/15		17	1-3	.333	1-3	.333	1-2	.500	0	0	0	0.7	1	1	0	0	0	4	5.5
NEW HAMPSHIRE	01/17/15		20	2-5	.400	1-3	.333	5-6	.833	1	1	2	0.8	0	1	2	0	0	10	5.8
at Vermont	01/19/15		33	1-2	.500	0-1	.000	1-1	1.000	0	0	0	0.8	3	1	2	0	0	3	5.6
STONY BROOK	01/25/15		29	1-4	.250	1-3	.333	0-0	.000	0	0	0	0.7	3	3	1	0	1	3	5.5
at UMBC Retrievers	01/28/15		20	1-6	.167	0-1	.000	6-6	1.000	1	3	4	0.9	0	0	2	0	1	8	5.6
UMASS LOWELL	01/31/15		31	5-6	.833	4-5	.800	1-4	.250	0	3	3	1.0	3	3	5	0	1	15	6.0
HARTFORD	02/03/15		27	3-5	.600	3-5	.600	1-4	.250	1	1	2	1.0	3	0	0	0	0	10	6.2
at Maine	02/07/15	*	29	1-6	.167	0-3	.000	0-0	.000	0	2	2	1.0	1	3	1	0	1	2	6.0
UALBANY	02/10/15	*	38	3-9	.333	1-6	.167	2-3	.667	0	0	0	1.0	3	1	2	0	1	9	6.1
at New Hampshire	02/14/15	*	32	3-10	.300	1-3	.333	3-3	1.000	1	3	4	1.1	1	0	0	0	1	10	6.3
VERMONT	02/18/15		14	0-1	.000	0-0	.000	0-2	.000	0	1	1	1.1	1	0	0	0	0	0	6.0
at Stony Brook	02/21/15		11	0-1	.000	0-1	.000	1-2	.500	0	0	0	1.1	2	0	0	0	0	1	5.9
UMBC	02/28/15		22	2-5	.400	2-4	.500	2-2	1.000	0	0	0	1.0	0	1	2	0	0	8	5.9
at Stony Brook	03/04/15		14	1-4	.250	1-2	.500	0-0	.000	0	1	1	1.0	1	0	1	0	0	3	5.8
Totals		15	730	53-157	.338	29-100	.290	52-69	.754	6	27	33	1.0	52	38	53	1	19	187	5.8

Games played: 32
Minutes/game: 22.8
Points/game: 5.8
FG Pct: 33.8
3FG Pct: 29.0
FT Pct: 75.4

Rebounds/game: 1.0
Assists/game: 1.2
Turnovers/game: 1.7
Assist/turnover ratio: 0.7
Steals/game: 0.6
Blocks/game: 0.0

FRESHMAN SEASON (2013-14) GAME-BY-GAME STATISTICS

				Total		3-Pointers		Free throws		Rebounds											
Opponent	Date	gs	min	fg-fga	pct	3fg-fga	pct	ft-fta	pct	off	def	tot	avg	pf	a	t/o	blk	stl	pts	avg
LOYOLA (MD.)	11/08/13	*	22	4-10	.400	3-5	.600	0-0	.000	0	3	3	3.0	3	1	5	0	0	11	11.0
at Brown	11-10-13	*	38	3-8	.375	1-4	.250	5-6	.833	1	1	2	2.5	2	2	5	0	0	12	11.5
at Cornell	11/13/13	*	37	0-6	.000	0-3	.000	7-8	.875	0	2	2	2.3	2	9	2	0	1	7	10.0
NAVY	11/16/13	*	30	1-6	.167	1-5	.200	4-6	.667	0	1	1	2.0	4	1	1	0	1	7	9.3
RADFORD	11/23/13		24	2-6	.333	0-2	.000	1-4	.250	0	1	1	1.8	2	3	0	0	0	5	8.4
at Saint Peter's	11/26/13		33	5-9	.556	3-5	.600	4-6	.667	0	1	1	1.7	2	1	5	0	3	17	9.8
COLGATE	12/01/13	*	31	3-9	.333	2-6	.333	0-2	.000	0	0	0	1.4	0	3	3	0	0	8	9.6
at Mount St. Mary's	12/04/13	*	33	4-7	.571	1-1	1.000	9-9	1.000	0	1	1	1.4	3	2	9	0	0	18	10.6
at Syracuse	12/07/13	*	28	1-7	.143	0-4	.000	2-3	.667	1	1	2	1.4	2	1	4	0	0	4	9.9
at Monmouth	12/14/13	*	27	2-6	.333	1-4	.250	3-5	.600	1	2	3	1.6	4	1	2	0	1	8	9.7
at Maine	01/05/14		21	3-10	.300	0-5	.000	2-4	.500	1	1	2	1.6	1	0	4	0	1	8	9.5
NEW HAMPSHIRE	01/09/14		29	4-7	.571	0-2	.000	0-2	.000	0	4	4	1.8	2	12	3	0	2	8	9.4
UMASS LOWELL	01/11/14		36	9-15	.600	3-6	.500	1-2	.500	1	2	3	1.9	2	1	1	0	1	22	10.4
at Stony Brook	01/15/14	*	34	4-10	.400	3-6	.500	3-4	.750	0	0	0	1.8	1	1	3	0	1	14	10.6
at UAlbany	1/20/14	*	34	3-12	.250	2-7	.286	4-4	1.000	0	1	1	1.7	3	2	8	0	2	12	10.7
HARTFORD	01/23/14	*	32	4-7	.571	1-3	.333	5-5	1.000	0	0	0	1.6	1	4	2	0	0	14	10.9
at Vermont	01/26/14	*	31	2-7	.286	2-3	.667	4-4	1.000	0	2	2	1.6	1	0	2	0	0	10	10.9
UMBC	01/29/14	*	33	3-11	.273	1-5	.200	4-5	.800	0	0	0	1.6	2	1	1	0	0	11	10.9
at UMass Lowell	2/1/14	*	33	5-15	.333	3-8	.375	1-2	.500	1	3	4	1.7	1	3	3	0	3	14	11.1
STONY BROOK	02/04/14	*	29	2-9	.222	1-5	.200	2-4	.500	0	3	3	1.8	4	2	6	0	0	7	10.9
MAINE	02/08/14	*	35	4-12	.333	3-6	.500	4-4	1.000	2	2	4	1.9	1	2	4	0	2	15	11.0
at New Hampshire	2/12/14	*	40	2-12	.167	1-7	.143	2-2	1.000	0	2	2	1.9	2	8	1	1	2	7	10.9
UALBANY	02/19/14	*	37	4-16	.250	3-10	.300	1-1	1.000	0	4	4	2.0	3	2	4	0	1	12	10.9
at UMBC	02-22-14	*	37	5-13	.385	2-6	.333	8-10	.800	2	1	3	2.0	2	4	3	0	2	20	11.3
at Hartford	2/27/14	*	37	3-14	.214	2-7	.286	0-0	.000	0	0	0	1.9	1	2	1	0	1	8	11.2
VERMONT	03/02/14	*	42	5-18	.278	5-12	.417	7-8	.875	0	1	1	1.9	2	1	1	0	1	22	11.6
vs Hartford	03/08/14	*	33	3-6	.500	2-3	.667	2-5	.400	0	0	0	1.8	4	1	5	0	1	10	11.5
Totals		22	876	90-268	.336	46-140	.329	85-115	.739	10	39	49	1.8	57	70	88	1	26	311	11.5

Games played: 27
Minutes/game: 32.4
Points/game: 11.5
FG Pct: 33.6
3FG Pct: 32.9
FT Pct: 73.9

Rebounds/game: 1.8
Assists/game: 2.6
Turnovers/game: 3.3
Assist/turnover ratio: 0.8
Steals/game: 1.0
Blocks/game: 0.0

Yacob Career Statistics

Year	G/GS	Min.	FG	FGA	Pct.	3FG	3FGA	Pct.	FT	FTA	Pct.	OReb	DReb.	Avg.	PF	Ast.	TO	Blk	Stl	Pts.	Avg.
2013-14	27/22	876	90	268	.336	46	140	.329	85	115	.739	10	39	1.8	57	70	88	1	26	311	11.5
2014-15	32/15	730	53	157	.338	29	100	.290	52	69	.754	6	27	1.0	52	38	53	1	19	187	5.8
Total	**59/37**	**1606**	**143**	**425**	**.336**	**75**	**240**	**.313**	**137**	**184**	**.744**	**16**	**66**	**1.4**	**109**	**108**	**141**	**2**	**45**	**498**	**8.4**

Yacob America East Statistics

Year	G/GS	Min.	FG	FGA	Pct.	3FG	3FGA	Pct.	FT	FTA	Pct.	OReb	DReb.	Avg.	PF	Ast.	TO	Blk	Stl	Pts.	Avg.
2013-14	16/13	540	62	188	.330	32	98	.327	48	61	.787	7	26	2.1	29	45	1	1	19	204	12.8
2014-15	16/3	366	24	74	.324	14	45	.311	25	37	.676	4	14	1.1	22	15	19	0	13	87	5.4
Total	**32/16**	**906**	**86**	**262**	**.328**	**46**	**143**	**.322**	**73**	**98**	**.745**	**11**	**40**	**1.6**	**51**	**60**	**20**	**1**	**32**	**291**	**9.1**

15 • BOBBY AHEARN

SOPHOMORE • FORWARD • 6-6 • 225 • MARSHFIELD, MASS. • MARSHFIELD • MARIANAPOLIS PREP (CONN.)



On Ahearn: Tough forward with good basketball IQ ... "blue collar" player ... good mid-range jump shot.

Freshman Season (2014-15): Started 18 of 31 games played...averaged 4.7 points and 4.1 rebounds in 19.8 minutes per game... led team with field-goal percentage of 52% (55% in league play)... took over starting role in late Dec. and averaged 6.9 ppg. and 5.1 rpg. in conference play... scored in double digits in seven of 16 league games... tallied season-high 13 pts. vs. UMass Lowell on Jan. 31... scored in double figures three straight games in late January... career high 12 rebounds vs. Maine on Jan. 10... in AE play his 5.1 rpg. was second on team... Wells Fargo Advisors, LLC, Athlete of the Week on Jan. 26.

Before Binghamton: Four-year letterwinner at Marianapolis Prep ... MVP of team last winter ... honorable mention All-New England Preparatory School Athletic Council AA honors as junior ... third team all-league in NEPSAC Class AA in 2013-14 ... set school record with 23 rebounds in a game ... helped BABC team capture pair of Division I National AAU championships

Personal: Born October 31, 1994 ... parents are Bob and Theresa Ahearn ... uncle is Vinny Del Negro, former NBA player and coach ... grandfather played at Kentucky for legendary coach Adolph Rupp ... enrolled in Harpur College.

FRESHMAN SEASON (2014-15) GAME-BY-GAME STATISTICS

				Total		3-Pointers		Free throws		Rebounds											
Opponent	Date	gs	min	fg-fga	pct	3fg-fga	pct	ft-fta	pct	off	def	tot	avg	pf	a	t/o	blk	stl	pts	avg
at Notre Dame	11-14-14		12	0-1	.000	0-0	.000	0-0	.000	0	3	3	3.0	1	0	1	0	0	0	0.0
at Providence College	11/17/14	*	13	0-2	.000	0-0	.000	0-0	.000	1	1	2	2.5	5	0	2	0	0	0	0.0
HARTWICK	11/19/14		9	1-4	.250	0-0	.000	0-0	.000	3	2	5	3.3	0	0	0	0	1	2	0.7
vs Manhattan	11/22/14		4	0-0	.000	0-0	.000	0-0	.000	0	0	0	2.5	0	0	0	0	0	0	0.5
at Army	11/25/14		6	0-0	.000	0-0	.000	1-2	.500	1	2	3	2.6	0	0	0	0	0	1	0.6
CORNELL	11/29/14		15	1-3	.333	0-0	.000	1-5	.200	3	2	5	3.0	1	0	0	0	0	3	1.0
at Boston University	12/03/14		10	1-1	1.000	0-0	.000	2-2	1.000	1	1	2	2.9	2	0	3	0	0	4	1.4
PENN	12/06/14		20	0-0	.000	0-0	.000	1-2	.500	1	3	4	3.0	4	0	1	1	1	1	1.4
CALDWELL	12/08/14		11	0-0	.000	0-0	.000	0-0	.000	1	4	5	3.2	1	0	1	0	0	0	1.2
at Colgate	12/11/14		5	0-0	.000	0-0	.000	0-0	.000	1	1	2	3.1	0	0	1	1	0	0	1.1
at Boston College	12/14/14		21	2-3	.667	0-0	.000	0-0	.000	1	1	2	3.0	5	1	1	0	2	4	1.4
ST. BONAVENTURE	12/20/14		8	0-1	.000	0-0	.000	0-0	.000	0	0	0	2.8	2	1	1	0	0	0	1.3
at Mount St. Mary's	12/22/14		11	2-5	.400	0-0	.000	0-0	.000	2	0	2	2.7	1	0	1	0	0	4	1.5
BUFFALO	12/30/14	*	32	5-6	.833	0-0	.000	2-2	1.000	3	3	6	2.9	3	0	3	1	0	12	2.2
at UMass Lowell	01/02/15	*	19	1-1	1.000	0-0	.000	0-0	.000	0	0	0	2.7	2	0	0	0	0	2	2.2
at HARTFORD	01/07/15	*	23	3-3	1.000	0-0	.000	0-0	.000	1	2	3	2.8	5	0	5	1	1	6	2.4
MAINE	01/10/15	*	32	2-4	.500	0-0	.000	0-4	.000	6	6	12	3.3	4	0	1	0	3	4	2.5
at UAlbany	01/14/15	*	36	5-7	.714	0-0	.000	2-2	1.000	3	4	7	3.5	4	2	1	2	0	12	3.1
NEW HAMPSHIRE	01/17/15	*	33	3-5	.600	0-0	.000	2-5	.400	3	4	7	3.7	5	0	1	0	2	8	3.3
at Vermont	01/19/15	*	13	0-2	.000	0-0	.000	1-2	.500	0	2	2	3.6	5	0	1	0	1	1	3.2
STONY BROOK	01/25/15	*	29	5-10	.500	0-0	.000	1-2	.500	4	2	6	3.7	5	0	1	1	2	11	3.6
at UMBC Retrievers	01/28/15	*	32	5-10	.500	0-0	.000	1-3	.333	2	4	6	3.8	2	2	0	1	0	11	3.9
UMASS LOWELL	01/31/15	*	31	5-8	.625	0-0	.000	3-4	.750	2	6	8	4.0	4	1	0	0	1	13	4.3
HARTFORD	02/03/15	*	27	3-7	.429	0-0	.000	0-0	.000	3	1	4	4.0	0	0	2	0	0	6	4.4
at Maine	02/07/15	*	22	3-5	.600	0-0	.000	0-0	.000	2	3	5	4.0	5	1	1	0	0	6	4.4
UALBANY	02/10/15	*	20	0-1	.000	0-0	.000	0-1	.000	0	2	2	4.0	4	0	0	0	0	0	4.3
at New Hampshire	02/14/15		21	4-7	.571	0-0	.000	2-4	.500	5	1	6	4.0	5	0	0	0	1	10	4.5
VERMONT	02/18/15	*	31	5-7	.714	0-0	.000	2-3	.667	3	4	7	4.1	2	0	1	0	0	12	4.8
at Stony Brook	02/21/15	*	29	3-7	.429	0-0	.000	0-1	.000	1	2	3	4.1	2	1	1	0	1	6	4.8
UMBC	02/28/15	*	16	0-2	.000	0-0	.000	2-2	1.000	2	2	4	4.1	4	0	2	1	1	2	4.7
at Stony Brook	03/04/15	*	22	2-5	.400	0-0	.000	0-0	.000	0	3	3	4.1	5	2	3	0	0	4	4.7
Totals		18	613	61-117	.521	0-0	.000	23-46	.500	55	71	126	4.1	88	11	35	9	17	145	4.7

Games played: 31
Minutes/game: 19.8
Points/game: 4.7
FG Pct: 52.1
FT Pct: 50.0

Rebounds/game: 4.1
Assists/game: 0.4
Turnovers/game: 1.1
Assist/turnover ratio: 0.3
Steals/game: 0.5
Blocks/game: 0.3

Ahearn Career Highs

POINTS
13, vs. UMass Lowell (1-31-15)
FIELD GOALS
5, 5x, last vs. Vermont (2-18-15)
FREE THROWS
3, vs. UMass Lowell (1-31-15)
REBOUNDS
12, vs. Maine (1-10-15)
ASSISTS
2, 3x, last vs. Stony Brook (3-4-15)
STEALS
3, vs. Maine (1-10-15)
MINUTES
36, vs. Albany (1-14-15)

Ahearn Career Statistics

Year	G/GS	Min.	FG	FGA	Pct.	3FG	3FGA	Pct.	FT	FTA	Pct.	OReb	DReb.	Avg.	PF	Ast.	TO	Blk	Stl	Pts.	Avg.
2014-15	31/18	613	61	117	.521	0	0	.000	23	46	.500	55	71	4.1	88	11	35	9	17	145	4.7

Ahearn America East Statistics

Year	G/GS	Min.	FG	FGA	Pct.	3FG	3FGA	Pct.	FT	FTA	Pct.	OReb	DReb.	Avg.	PF	Ast.	TO	Blk	Stl	Pts.	Avg.
2014-15	16/15	414	47	86	.547	0	0	.000	16	33	.485	37	45	5.1	58	7	17	6	13	110	6.9

25 • JUSTIN MCFADDEN

SOPHOMORE • GUARD/FORWARD • 6-5 • 210 • PHILADELPHIA, PA. • LOWER MERION



On McFadden: Tough, versatile second-year wing ... team's best defender ... can get to line ... team leader.

Freshman Season (2014-15): Started 23 of 30 games played... averaged 6.8 points and 3.6 rebounds in 27.1 minutes per game... bumped scoring average up to 7.2 in conference play... grabbed five or more rebounds 11 times... third on team with 1.6 assists per game... career high 18 points (5-of-8 FG) at Boston College on Dec. 14... made 8-of-8 FT and added nine rebounds at BC... tallied 16 points vs. Maine on Jan. 10... produced five assists in back-to-back games vs. Hartford and Maine.

Before Binghamton: Three-year starter at Lower Merion, alma mater of Kobe Bryant ... helped high school team to 30-3 season and AAAA state boys championship as junior ... 2013 team was named Team of the Year by Philly.com website ... played for Jersey Shore Warriors same AAU program as Jordan Reed ... MVP of Central League as senior, averaging 14.9 points per game ... led team to 21-9 season in 2014 ... won more games (101) than any player in school history ... member of National Honor Society ... four-year honor roll recipient.

Personal: Born February 9, 1994 ... parents are Ervin and Andrea McFadden ... majoring in business administration.

McFadden Career Highs

POINTS
18, vs. Boston College (12-14-14)
FIELD GOALS
5, 2x, last vs. Maine (1-10-15)
FREE THROWS
8, vs. Boston College (12-14-14)
THREE-POINTERS
2, 2x, last vs. Stony Brook (1-25-15)
REBOUNDS
9, vs. Boston College (12-14-14)
ASSISTS
5, 2x, last vs. Maine (1-10-15)
STEALS
4, vs. Caldwell (12-8-14)
MINUTES
38, vs. St. Bonaventure (12-20-14)

FRESHMAN SEASON (2014-15) GAME-BY-GAME STATISTICS

Opponent	Date	gs	min	fg-fga	pct	3fg-fga	pct	ft-fta	pct	off	def	tot	avg	pf	a	t/o	blk	stl	pts	avg
at Notre Dame	11-14-14		23	2-6	.333	1-2	.500	3-3	1.000	3	1	4	4.0	2	0	0	0	0	8	8.0
at Providence College	11/17/14	*	18	0-1	.000	0-0	.000	0-0	.000	1	0	1	2.5	1	2	1	1	0	0	4.0
HARTWICK	11/19/14	*	27	2-4	.500	1-2	.500	2-2	1.000	0	0	0	1.7	4	2	0	1	3	7	5.0
vs Manhattan	11/22/14	*	25	2-2	1.000	0-0	.000	6-6	1.000	0	2	2	1.8	5	1	2	0	0	10	6.3
vs Navy	11/23/14	*	33	2-4	.500	1-2	.500	2-2	1.000	0	6	6	2.6	2	1	1	2	0	7	6.4
at Army	11/25/14	*	17	0-2	.000	0-2	.000	5-6	.833	3	0	3	2.7	1	1	2	0	0	5	6.2
CORNELL	11/29/14		17	0-1	.000	0-0	.000	3-4	.750	0	5	5	3.0	3	2	1	0	0	3	5.7
at Boston University	12/03/14		17	1-2	.500	0-1	.000	1-3	.333	0	1	1	2.8	3	1	1	0	0	3	5.4
PENN	12/06/14		26	2-4	.500	1-3	.333	1-2	.500	1	3	4	2.9	3	2	1	0	2	6	5.4
CALDWELL	12/08/14		30	2-4	.500	1-2	.500	0-0	.000	2	2	4	3.0	1	1	1	0	4	5	5.4
at Colgate	12/11/14	*	25	1-3	.333	0-0	.000	1-1	1.000	0	0	0	2.7	5	1	3	2	0	3	5.2
at Boston College	12/14/14	*	37	5-8	.625	0-1	.000	8-8	1.000	4	5	9	3.3	1	1	2	2	1	18	6.3
ST. BONAVENTURE	12/20/14	*	38	2-7	.286	0-3	.000	5-5	1.000	1	5	6	3.5	4	2	3	0	2	9	6.5
at Mount St. Mary's	12/22/14	*	36	3-4	.750	1-1	1.000	2-4	.500	2	3	5	3.6	5	2	3	0	2	9	6.6
BUFFALO	12/30/14	*	33	1-6	.167	0-2	.000	1-2	.500	1	4	5	3.7	5	4	2	0	1	3	6.4
at UMass Lowell	01/02/15	*	26	0-1	.000	0-0	.000	3-4	.750	1	2	3	3.6	3	1	1	0	1	3	6.2
at HARTFORD	01/07/15	*	34	0-2	.000	0-0	.000	3-5	.600	0	3	3	3.6	3	5	0	0	2	3	6.0
MAINE	01/10/15	*	36	5-8	.625	2-3	.667	4-6	.667	2	3	5	3.7	2	5	2	0	1	16	6.6
at UAlbany	01/14/15	*	27	1-8	.125	0-1	.000	3-3	1.000	1	7	8	3.9	4	2	1	0	0	5	6.5
NEW HAMPSHIRE	01/17/15	*	37	3-7	.429	1-2	.500	5-6	.833	1	2	3	3.9	5	1	1	3	3	12	6.8
at Vermont	01/19/15	*	33	1-5	.200	0-0	.000	4-5	.800	1	0	1	3.7	4	2	0	0	0	6	6.7
STONY BROOK	01/25/15	*	22	3-8	.375	2-4	.500	2-2	1.000	1	3	4	3.7	2	1	3	1	1	10	6.9
at UMBC Retrievers	01/28/15	*	14	3-3	1.000	1-1	1.000	0-0	.000	1	1	2	3.7	5	0	2	0	0	7	6.9
UMASS LOWELL	01/31/15	*	22	2-3	.667	0-1	.000	4-9	.444	1	6	7	3.8	3	2	4	0	1	8	6.9
HARTFORD	02/03/15	*	36	3-9	.333	1-5	.200	6-8	.750	2	4	6	3.9	5	4	3	0	0	13	7.2
at Maine	02/07/15		6	1-2	.500	0-0	.000	0-0	.000	0	0	0	3.7	0	0	1	0	0	2	7.0
VERMONT	02/18/15	*	35	2-10	.200	0-2	.000	2-7	.286	0	1	1	3.6	4	1	0	0	0	6	6.9
at Stony Brook	02/21/15	*	28	0-5	.000	0-2	.000	1-2	.500	0	3	3	3.6	4	1	3	1	1	1	6.7
UMBC	02/28/15		22	2-4	.500	0-1	.000	5-6	.833	0	1	1	3.5	5	1	2	2	0	9	6.8
at Stony Brook	03/04/15	*	32	3-7	.429	1-3	.333	1-1	1.000	2	3	5	3.6	2	0	3	0	1	8	6.8
Totals		23	812	54-140	.386	14-46	.304	83-112	.741	31	76	107	3.6	96	49	49	15	26	205	6.8

Games played: 30
Minutes/game: 27.1
Points/game: 6.8
FG Pct: 38.6
3FG Pct: 30.4
FT Pct: 74.1

Rebounds/game: 3.6
Assists/game: 1.6
Turnovers/game: 1.6
Assist/turnover ratio: 1.0
Steals/game: 0.9
Blocks/game: 0.5

McFadden Career Statistics

Year	G/GS	Min.	FG	FGA	Pct.	3FG	3FGA	Pct.	FT	FTA	Pct.	OReb	DReb.	Avg.	PF	Ast.	TO	Blk	Stl	Pts.	Avg.
2014-15	30/23	812	54	140	.386	14	46	.304	83	112	.741	31	76	3.6	96	49	49	15	26	205	6.8

McFadden America East Statistics

Year	G/GS	Min.	FG	FGA	Pct.	3FG	3FGA	Pct.	FT	FTA	Pct.	OReb	DReb.	Avg.	PF	Ast.	TO	Blk	Stl	Pts.	Avg.
2014-15	14/12	378	26	75	.347	7	22	.318	42	63	.667	11	36	3.4	49	26	23	7	10	101	7.2

41 • DUSAN PEROVIC

SOPHOMORE • FORWARD/CENTER • 6-9 • 230 • PODGORICA, MONTENEGRO • SOUTH KENT SCHOOL (CONN.)



On Perovic: Versatile big man who can score inside and out ... one of team's top three-point shooters ... team leader.

Freshman Season (2014-15): Appeared in 15 games, starting nine before season was cut short due to injury... averaged 11.5 points, second on team in 25.2 minutes per game... shot 44% from field (45% from 3-point range)... named America East Rookie of the Week on Dec. 8... Wells Fargo Advisors, LLC Athlete of the Week on Dec. 1... posted school-record (Div. I) 34 points on 11-of-18 FG (6-of-8 from 3) and 6-of-6 FT vs. Boston University on Dec. 3... tallied 29 second-half points (10-of-14) against Terriers... netted 18 points vs. Hartwick on Nov. 19... averaged 11.5 points in 25.2 minutes per game... reached double figures seven times.

Before Binghamton: Played two years at South Kent School (Conn.) ... averaged 14.6 points, 8.6 rebounds in two years at Kent ... team's top rebounder last season ... second-team Class AAA All-New England Prep School Athletic Council ... led team to NEPSAC playoffs in 2013-14 ... played for U14, U16 and U18 Montenegro national teams.

Personal: Born March 12, 1994 ... parents are Zoran and Valentina Perovic ... enrolled in Harpur College.

FRESHMAN SEASON (2014-15) GAME-BY-GAME STATISTICS

				Total		3-Pointers		Free throws		Rebounds											
Opponent	Date	gs	min	fg-fga	pct	3fg-fga	pct	ft-fta	pct	off	def	tot	avg	pf	a	t/o	blk	stl	pts	avg
at Notre Dame	11-14-14		17	1-3	.333	0-0	.000	0-0	.000	0	4	4	4.0	3	0	2	0	0	2	2.0
at Providence College	11/17/14		29	6-11	.545	1-3	.333	0-1	.000	0	2	2	3.0	3	1	2	1	1	13	7.5
HARTWICK	11/19/14	*	21	8-12	.667	2-3	.667	0-0	.000	0	4	4	3.3	3	0	0	0	1	18	11.0
vs Manhattan	11/22/14		21	3-10	.300	1-1	1.000	2-4	.500	0	3	3	3.3	2	0	0	0	0	9	10.5
vs Navy	11/23/14		15	4-5	.800	3-3	1.000	1-2	.500	0	1	1	2.8	2	0	1	0	0	12	10.8
at Army	11/25/14		19	3-8	.375	1-1	1.000	1-2	.500	1	2	3	2.8	4	0	1	0	0	8	10.3
CORNELL	11/29/14	*	29	3-8	.375	1-2	.500	0-0	.000	0	5	5	3.1	3	0	1	0	2	7	9.9
at Boston University	12/03/14	*	34	11-18	.611	6-8	.750	6-6	1.000	1	4	5	3.4	3	0	0	0	0	34	12.9
PENN	12/06/14	*	25	5-13	.385	1-5	.200	5-6	.833	3	2	5	3.6	4	2	1	1	0	16	13.2
CALDWELL	12/08/14	*	24	2-10	.200	1-6	.167	1-4	.250	0	1	1	3.3	1	0	2	0	0	6	12.5
at Colgate	12/11/14	*	32	7-14	.500	2-4	.500	0-0	.000	1	2	3	3.3	1	0	3	0	1	16	12.8
at Boston College	12/14/14	*	31	1-7	.143	1-5	.200	2-3	.667	0	4	4	3.3	4	1	2	0	1	5	12.2
ST. BONAVENTURE	12/20/14	*	21	1-4	.250	0-1	.000	0-0	.000	0	2	2	3.2	4	1	0	0	0	2	11.4
at Mount St. Mary's	12/22/14	*	29	6-7	.857	3-3	1.000	0-1	.000	0	2	2	3.1	2	1	3	0	1	15	11.6
at UMass Lowell	01/02/15		31	4-17	.235	1-8	.125	0-1	.000	0	5	5	3.3	1	0	4	0	1	9	11.5
Totals		9	378	65-147	.442	24-53	.453	18-30	.600	6	43	49	3.3	40	6	22	2	8	172	11.5

Games played: 15
Minutes/game: 25.2
Points/game: 11.5
FG Pct: 44.2
3FG Pct: 45.3
FT Pct: 60.0

Rebounds/game: 3.3
Assists/game: 0.4
Turnovers/game: 1.5
Assist/turnover ratio: 0.3
Steals/game: 0.5
Blocks/game: 0.1

Perovic Career Highs

POINTS
34, vs. Boston University (12-3-14)
FIELD GOALS
11, vs.Boston University(12-3-14)
FREE THROWS
6, vs. Boston University (12-3-14)
THREE-POINTERS
6, vs. Boston University (12-3-14)
REBOUNDS
5, 4x, last vs. UMass Lowell (1-2-15)
ASSISTS
2, vs. Penn (12-6-14)
STEALS
2, vs. Cornell (11-29-14)
MINUTES
34, vs. Boston University (12-3-14)

Perovic Career Statistics

Year	G/GS	Min.	FG	FGA	Pct.	3FG	3FGA	Pct.	FT	FTA	Pct.	OReb	DReb.	Avg.	PF	Ast.	TO	Blk	Stl	Pts.	Avg.
2014-15	15/9	378	65	147	.442	24	53	.453	18	30	.600	6	43	5.0	1	6	22	2	8	172	11.5

Perovic America East Statistics

Year	G/GS	Min.	FG	FGA	Pct.	3FG	3FGA	Pct.	FT	FTA	Pct.	OReb	DReb.	Avg.	PF	Ast.	TO	Blk	Stl	Pts.	Avg.
2014-15	1/0	31	4	17	.235	1	8	.125	0	1	.000	0	5	5.0	1	0	4	0	1	9	9.0

42• WILLIE RODRIGUEZ

SOPHOMORE • FORWARD • 6-6 • 200 • ORLANDO, FLA. • EAST RIVER • CHESHIRE ACADEMY (CONN.)



On Rodriguez: Versatile wing player who plays both forward positions effectively ... high basketball IQ ... good passer and rebounder.

Freshman Season (2014-15): Started 30 of 32 games played... led BU with 11.8 points per game and 5.5 rebounds per game... voted Fans Choice America East Player of the Year... named to America East All-Rookie Team... only two freshmen across country averaged more minutes (31.6)... America East Rookie of the Week on Dec. 29 and March 1... bumped averages up to 12.7 ppg. and 5.7 rpg. in league play... reached double figures 19 times including 15 of last 19 games... shot 44% from field and 74% from line vs. conference foes... scored 20 or more points four times... produced three double-doubles (Army, Penn, Stony Brook)... career high 25 points vs. Mount St. Mary's on Dec. 22 (8-of-11 FG, 8-10 FT)... grabbed season-high 11 rebounds at Stony Brook on Feb. 21... ranked third in scoring (11th overall) and rebounding (8th overall) among freshmen in America East.

Before Binghamton: Played postgraduate year at Cheshire Academy (Conn.) ... first team all-league Class B in 2013-14 ... MVP of 2014 New England Prep School Athletic Conference Class B championship ... played four years at East River High School in Orlando ... career averages of 20.2 points, 9.5 rebounds, 1.9 steals, 1.9 blocks ... graduated with 2,018 points and 946 rebounds ... two-time Florida Metro Conference Player of Year.

Personal: Born December 9, 1994 ... parents are Wilfredo Rodriguez and Vanessa Valentin ... enrolled in Harpur College

Rodriguez Career Highs

POINTS
25, vs. Mount St. Mary's (12-22-14)
FIELD GOALS
9, 2x, last vs. Army (11-25-14)
FREE THROWS
8, 2x, last vs. UMBC (2-28-15)
THREE-POINTERS
2, 2x, last vs. New Hampshire (2-14-15)
REBOUNDS
11, vs. Stony Brook (2-21-15)
STEALS
4, vs. Maine (1-10-15)
ASSISTS
6, vs. Navy (11-23-14)
BLOCKS
3, vs. Vermont (2-18-15)
MINUTES
40, vs. Albany (2-10-15)

FRESHMAN SEASON (2014-15) GAME-BY-GAME STATISTICS

				Total		3-Pointers		Free throws		Rebounds										
Opponent	Date	gs	min	fg-fga	pct	3fg-fga	pct	ft-fta	pct	off	def	tot	avg	pf	a	t/o	blk	stl	pts	avg
at Notre Dame	11-14-14	*	14	0-2	.000	0-1	.000	2-2	1.000	1	1	2	2.0	3	1	4	1	0	2	2.0
at Providence College	11/17/14		19	1-7	.143	0-3	.000	2-5	.400	0	3	3	2.5	2	1	3	0	0	4	3.0
HARTWICK	11/19/14		15	2-3	.667	0-0	.000	4-4	1.000	2	1	3	2.7	1	1	1	0	1	8	4.7
vs Manhattan	11/22/14	*	36	9-14	.643	0-2	.000	5-7	.714	3	5	8	4.0	4	1	5	1	0	23	9.3
vs Navy	11/23/14	*	33	7-13	.538	0-0	.000	1-2	.500	2	5	7	4.6	2	6	3	1	1	15	10.4
at Army	11/25/14	*	34	9-14	.643	0-2	.000	2-2	1.000	2	8	10	5.5	1	1	3	0	0	20	12.0
CORNELL	11/29/14	*	34	3-10	.300	0-1	.000	2-4	.500	0	3	3	5.1	2	0	3	0	0	8	11.4
at Boston University	12/03/14	*	26	1-3	.333	0-1	.000	1-1	1.000	1	2	3	4.9	4	1	2	0	0	3	10.4
PENN	12/06/14	*	32	4-14	.286	1-4	.250	4-9	.444	5	5	10	5.4	2	2	2	1	0	13	10.7
CALDWELL	12/08/14	*	24	1-4	.250	1-2	.500	0-0	.000	1	1	2	5.1	4	1	3	2	0	3	9.9
at Colgate	12/11/14	*	28	1-2	.500	0-0	.000	3-8	.375	2	5	7	5.3	1	1	4	0	0	5	9.5
at Boston College	12/14/14	*	15	2-5	.400	0-1	.000	1-1	1.000	0	1	1	4.9	3	1	0	0	0	5	9.1
ST. BONAVENTURE	12/20/14	*	30	3-11	.273	0-2	.000	2-3	.667	1	8	9	5.2	0	1	7	1	3	8	9.0
at Mount St. Mary's	12/22/14	*	31	8-11	.727	1-1	1.000	8-10	.800	3	4	7	5.4	3	0	3	1	1	25	10.1
BUFFALO	12/30/14	*	34	5-14	.357	2-5	.400	2-3	.667	1	2	3	5.2	0	0	3	1	0	14	10.4
at UMass Lowell	01/02/15	*	26	1-3	.333	1-1	1.000	0-0	.000	0	3	3	5.1	3	1	7	0	2	3	9.9
at HARTFORD	01/07/15	*	35	5-8	.625	0-2	.000	0-0	.000	0	5	5	5.1	4	1	4	0	0	10	9.9
MAINE	01/10/15	*	33	8-14	.571	0-1	.000	3-6	.500	2	4	6	5.1	2	0	2	1	4	19	10.4
at UAlbany	01/14/15	*	35	3-12	.250	0-5	.000	2-4	.500	1	0	1	4.9	4	1	3	0	1	8	10.3
NEW HAMPSHIRE	01/17/15	*	38	4-11	.364	0-2	.000	3-6	.500	1	8	9	5.1	3	0	2	0	2	11	10.4
at Vermont	01/19/15	*	36	5-12	.417	1-2	.500	1-1	1.000	0	7	7	5.2	3	0	2	1	2	12	10.4
STONY BROOK	01/25/15	*	36	3-13	.231	0-4	.000	4-5	.800	0	6	6	5.2	2	3	2	0	1	10	10.4
at UMBC Retrievers	01/28/15	*	37	6-11	.545	0-0	.000	3-4	.750	3	5	8	5.3	5	4	3	1	2	15	10.6
UMASS LOWELL	01/31/15	*	37	4-9	.444	0-1	.000	7-7	1.000	0	2	2	5.2	3	0	2	0	0	15	10.8
HARTFORD	02/03/15	*	38	3-8	.375	1-3	.333	0-0	.000	0	6	6	5.2	2	1	4	2	0	7	10.6
at Maine	02/07/15	*	37	7-10	.700	1-2	.500	3-3	1.000	2	5	7	5.3	3	2	1	0	1	18	10.9
UALBANY	02/10/15	*	40	3-10	.300	1-2	.500	6-7	.857	2	4	6	5.3	3	2	0	2	1	13	11.0
at New Hampshire	02/14/15	*	33	3-11	.273	2-3	.667	0-0	.000	0	2	2	5.2	1	1	2	1	1	8	10.9
VERMONT	02/18/15	*	39	8-14	.571	0-2	.000	2-2	1.000	1	2	3	5.1	2	0	1	3	0	18	11.1
at Stony Brook	02/21/15	*	36	6-12	.500	0-2	.000	3-3	1.000	3	8	11	5.3	2	5	3	1	1	15	11.3
UMBC	02/28/15	*	33	6-14	.429	1-3	.333	8-13	.615	3	6	9	5.5	3	2	1	1	2	21	11.6
at Stony Brook	03/04/15	*	37	6-14	.429	1-4	.250	6-9	.667	2	4	6	5.5	3	0	2	1	0	19	11.8
Totals		30	1011	137-313	.438	14-64	.219	90-131	.687	44	131	175	5.5	80	41	87	23	26	378	11.8

Games played: 32
Minutes/game: 31.6
Points/game: 11.8
FG Pct: 43.8

Rebounds/game: 5.5
Assists/game: 1.3
Turnovers/game: 2.7
Assist/turnover ratio: 0.5

Rodriguez Career Statistics

Year	G/GS	Min.	FG	FGA	Pct.	3FG	3FGA	Pct.	FT	FTA	Pct.	OReb	DReb.	Avg.	PF	Ast.	TO	Blk	Stl	Pts.	Avg.
2014-15	32/30	1011	137	313	.438	14	64	.219	90	131	.687	44	131	5.5	80	41	87	23	26	378	11.8

Rodriguez America East Statistics

Year	G/GS	Min.	FG	FGA	Pct.	3FG	3FGA	Pct.	FT	FTA	Pct.	OReb	DReb.	Avg.	PF	Ast.	TO	Blk	Stl	Pts.	Avg.
2014-15	16/16	569	75	172	.436	8	35	.229	45	61	.738	18	73	5.7	45	23	39	13	20	203	12.7

11 • ROMELLO WALKER

SOPHOMORE • FORWARD • 6-6 • 195 • FT. LAUDERDALE, FLA. • DILLARD • SOUTH KENT SCHOOL (CONN.)



On Walker: Second-year guard ... one of team's most athletic players ... scores well in transition ... counted on as one of team's top perimeter defenders.

Freshman Season (2014-15): Started 31 of 32 games played... averaged 8.6 points in 30.8 minutes per game... second on team in points (275), steals (30) and rebounds (4.6 per game)... career high 18 points vs. Maine on Jan. 10 (8-of-15)... hit double digits in 12 games, including three of last four... bumped scoring average up to 10.3 in conference play (40% FG)... pulled down seven or more rebounds six times... grabbed nine boards vs. UMBC in regular-season finale and eight vs. Stony Brook in AE quarterfinals... America East Rookie of the Week on Jan. 12... Wells Fargo Advisors, LLC Athlete of the Week on Jan. 5

Before Binghamton: Played at Dillard HS in Florida before spending a postgraduate year at South Kent School in Conn. ... honorable mention All-Broward County as senior at Dillard ... averaged 14 points, 7 rebounds and 6 assists in senior season ... Big 8 All-Tournament team award in 2012 ... MVP of HoopGroup Elite III in 2013 ... selected to Kreul Classic All-Tournament team in 2013 ... played in New England Preparatory School Athletic Council with teammates Willie Rodriguez, Bobby Ahearn and Dusan Perovic ... ranked No. 12 recruit in Connecticut by New England Recruiting Report (NERR) ... starter for South Kent team that went to nationals in 2014 ... graduated in top 10% of class (29th of 301) at Dillard with 3.81 GPA.

Personal: Born February 25, 1995 ... parents are Robert Walker and Tracy Lockhart-Talley ... enrolled in Harpur College.

FRESHMAN SEASON (2014-15) GAME-BY-GAME STATISTICS

				Total		3-Pointers		Free throws		Rebounds										
Opponent	Date	gs	min	fg-fga	pct	3fg-fga	pct	ft-fta	pct	off	def	tot	avg	pf	a	t/o	blk	stl	pts	avg
at Notre Dame	11-14-14		23	0-6	.000	0-2	.000	1-2	.500	0	3	3	3.0	1	2	0	1	0	1	1.0
at Providence College	11/17/14	*	35	4-8	.500	0-1	.000	1-2	.500	2	3	5	4.0	1	0	1	0	3	9	5.0
HARTWICK	11/19/14	*	26	3-11	.273	1-4	.250	2-4	.500	3	2	5	4.3	2	5	0	0	0	9	6.3
vs Manhattan	11/22/14	*	37	1-5	.200	1-2	.500	3-4	.750	3	2	5	4.5	3	0	1	0	2	6	6.3
vs Navy	11/23/14	*	28	3-8	.375	2-4	.500	0-0	.000	0	2	2	4.0	0	0	0	1	0	8	6.6
at Army	11/25/14	*	24	1-7	.143	0-1	.000	1-2	.500	2	4	6	4.3	4	0	4	0	1	3	6.0
CORNELL	11/29/14	*	29	4-9	.444	1-3	.333	1-1	1.000	1	6	7	4.7	1	2	2	0	1	10	6.6
at Boston University	12/03/14	*	34	4-9	.444	1-3	.333	3-5	.600	3	3	6	4.9	1	2	2	0	1	12	7.3
PENN	12/06/14	*	33	4-12	.333	2-4	.500	2-2	1.000	1	3	4	4.8	4	1	2	0	1	12	7.8
CALDWELL	12/08/14	*	20	1-6	.167	0-2	.000	0-0	.000	0	3	3	4.6	1	1	1	0	0	2	7.2
at Colgate	12/11/14	*	27	0-5	.000	0-2	.000	4-4	1.000	1	6	7	4.8	0	2	2	0	1	4	6.9
at Boston College	12/14/14	*	35	2-7	.286	1-4	.250	4-5	.800	0	3	3	4.7	3	2	1	0	1	9	7.1
ST. BONAVENTURE	12/20/14	*	33	2-10	.200	0-3	.000	0-1	.000	1	4	5	4.7	3	2	4	0	1	4	6.8
at Mount St. Mary's	12/22/14	*	29	3-8	.375	0-1	.000	1-4	.250	0	2	2	4.5	2	1	4	0	1	7	6.9
BUFFALO	12/30/14	*	18	1-5	.200	0-1	.000	2-4	.500	1	1	2	4.3	1	2	0	0	0	4	6.7
at UMass Lowell	01/02/15	*	32	6-13	.462	0-4	.000	2-3	.667	0	2	2	4.2	2	0	4	0	4	14	7.1
at HARTFORD	01/07/15	*	36	8-12	.667	1-2	.500	0-2	.000	2	3	5	4.2	4	1	3	0	2	17	7.7
MAINE	01/10/15	*	35	8-15	.533	1-2	.500	1-1	1.000	2	6	8	4.4	0	0	1	0	1	18	8.3
at UAlbany	01/14/15	*	32	3-8	.375	0-0	.000	1-1	1.000	3	0	3	4.4	2	2	2	0	0	7	8.2
NEW HAMPSHIRE	01/17/15	*	40	5-14	.357	1-7	.143	1-5	.200	0	3	3	4.3	4	1	3	0	3	12	8.4
at Vermont	01/19/15	*	30	4-11	.364	0-2	.000	1-2	.500	2	3	5	4.3	1	1	1	1	1	9	8.4
STONY BROOK	01/25/15	*	31	1-5	.200	1-2	.500	1-2	.500	1	6	7	4.5	1	0	3	0	0	4	8.2
at UMBC Retrievers	01/28/15	*	36	3-8	.375	0-1	.000	2-6	.333	1	3	4	4.4	1	0	0	1	1	8	8.2
UMASS LOWELL	01/31/15	*	27	2-4	.500	0-0	.000	0-0	.000	1	3	4	4.4	2	1	1	0	2	4	8.0
HARTFORD	02/03/15	*	26	4-6	.667	1-2	.500	4-5	.800	0	6	6	4.5	3	0	3	0	0	13	8.2
at Maine	02/07/15	*	35	4-10	.400	2-5	.400	1-4	.250	0	3	3	4.4	2	2	3	1	3	11	8.3
UALBANY	02/10/15	*	37	3-11	.273	1-6	.167	1-2	.500	1	3	4	4.4	1	0	2	0	0	8	8.3
at New Hampshire	02/14/15	*	28	2-10	.200	0-1	.000	2-5	.400	0	2	2	4.3	5	0	2	0	0	6	8.3
VERMONT	02/18/15	*	31	3-8	.375	1-1	1.000	3-3	1.000	1	3	4	4.3	2	0	0	1	0	10	8.3
at Stony Brook	02/21/15	*	35	6-12	.500	2-5	.400	3-5	.600	1	4	5	4.3	1	0	5	1	0	17	8.6
UMBC	02/28/15	*	29	1-9	.111	1-4	.250	4-6	.667	3	6	9	4.5	2	1	2	0	0	7	8.5
at Stony Brook	03/04/15	*	35	4-9	.444	1-3	.333	1-2	.500	2	6	8	4.6	4	0	4	0	0	10	8.6
Totals		31	986	100-281	.356	22-84	.262	53-94	.564	38	109	147	4.6	64	31	63	7	30	275	8.6

Games played: 32
Minutes/game: 30.8
Points/game: 8.6
FG Pct: 35.6
3FG Pct: 26.2
FT Pct: 56.4

Rebounds/game: 4.6
Assists/game: 1.0
Turnovers/game: 2.0
Assist/turnover ratio: 0.5
Steals/game: 0.9
Blocks/game: 0.2

Walker Career Highs

POINTS
18 vs. Maine (1-10-15)
FIELD GOALS
8, 2x, last vs. Maine (1-10-15)
FREE-THROWS
4, 4x, last vs. UMBC (2-28-15)
THREE-POINTERS
2, 4x, last vs. Stony Brook (2-21-15)
REBOUNDS
9, vs. UMBC (2-28-15)
ASSISTS
5, vs. Hartwick (11-19-14)
STEALS
4, vs. Army (11-25-14)
MINUTES
40, vs. New Hampshire (1-17-15)

Walker Career Statistics

Year	G/GS	Min.	FG	FGA	Pct.	3FG	3FGA	Pct.	FT	FTA	Pct.	OReb	DReb.	Avg.	PF	Ast.	TO	Blk	Stl	Pts.	Avg.
2014-15	32/31	986	100	281	.356	22	84	.262	53	94	.564	38	109	4.6	64	31	63	7	30	275	8.6

Walker America East Statistics

Year	G/GS	Min.	FG	FGA	Pct.	3FG	3FGA	Pct.	FT	FTA	Pct.	OReb	DReb.	Avg.	PF	Ast.	TO	Blk	Stl	Pts.	Avg.
2014-15	16/16	520	63	156	.404	12	44	.273	27	52	.519	18	56	4.6	33	9	35	5	17	165	10.3

32 • THOMAS BRUCE

FRESHMAN • FORWARD • 6-9 • 200 • WASHINGTON, D.C.• DEMATHA CATHOLIC



On Bruce: Athletic big man who runs floor ... can play both forward and center positions ... rebounder and shot blocker.

Before Binghamton: Product of DeMartha Catholic, one of the most successful high schools in the nation... key member of DeMartha team that won 33 games last winter- the fourth-most in school history... averaged 9.8 rebounds to lead the team... named to All-Washington Catholic Athletic Conference... shot 68 percent from field... signature game was a 16-point, 12-rebound performance against Roselle Catholic. which entered the game ranked No. 2 in nation (USA Today)... averaged 12.3 points and 11 boards against nationally Top-25 teams.

Personal: Born November 7, 1997 ... parents are Russell and Beulah Bruce.

22 • EVERSON DAVIS

FRESHMAN • GUARD• 6-3 • 185 • ST. KITTS • PEDDIE SCHOOL (N.J.)



On Davis: Explosive guard who can play both point and shooting positions ... expected to be big addition to backcourt.

Before Binghamton: Comes to Binghamton after playing two seasons at Peddie School in Highstown, N.J...earned first team...All-Mid Atlantic Prep League and first team All-Prep A last season... totalled 747 points in two seasons at Peddie (16.0 ppg.)... led Peddie to back-to-back PSIT titles, earning all-tournament honors both seasons... played three seasons at West Side High School in Newark... surpassed 1,000-point mark in three seasons... averaged 23.6 points during scholastic career at West Side... named to All-Essex County team

Personal: Born October 22, 1996 ... parents are Everton and Wilma Davis.

14 • JORDAN MCRAE

R-FRESHMAN • FORWARD • 6-6 • 200 • DIX HILLS, N.Y. •HALF HALLOW HILLS EAST



On McRae: Athletic forward coming off redshirt season ... shot blocker ... son of famous NYC legend and Syracuse University standout Conrad McRae**.**

Freshman Season (2014-15): Red-shirted season

Before Binghamton: Standout player from Half Hollow Hills East HS... named all-league, all-conference, All-Suffolk County and All-Long Island... selected as League Player of the Year and Team MVP... led Half Hollow Hills East to 17-1 record, league championship and state Class AA semifinals as senior... Suffolk County Top 40 All-Star... honorable mention all-state... achieved High Honor Roll**...** nominee for Dellecave Award (top scholastic athlete in Suffolk County)... recipient of the National and New York State Scholar-Athlete Awards... averaged 13 points, 14.5 rebounds, 6 blocks in 2013-14... played AAU for the New York Gauchos

Personal: Born October 1, 1996 ... son of New York City legend and professional basketball player, Conrad McRae... stepson of multiple time Pro Bowl New York Jets defensive lineman, Shaun Ellis... Mother is Cecile Ellis... Enrolled in Harpur College.

4 • TIMMY ROSE

FRESHMAN • GUARD • 6-1 • 170 • SCRANTON, PA• SCRANTON PREP



On Rose: Heady point guard ... led successful scholastic program at Scranton Prep ... counted on for depth at point guard.

Before Binghamton: First-year guard ... all-state guard as a senior at Scranton Prep... led team to 24-4 record and Lackawanna League Division 1 and PIAA District II titles ... named Times Tribune All-Region Player of the Year... averaged 14.6 points, 6.9 assists, 4.5 steals and 4.0 rebounds last year... finished scholastic career with 964 points... co-player of the Year in Lackawanna League... two-time Lynett Tournament MVP (junior and senior seasons)..played with current teammates John Rinaldi and J.C. Show in Northeast Pa. AAU competition (JB Hoops).

Personal: Born July 10, 1996 ... parents are Tim and Kathy Rose ... enrolled in Harpur College.

30 • JOHN SCHURMAN

R-FRESHMAN • GUARD/FORWARD • 6-6 • 200 • SYRACUSE, N.Y. • FAYETTEVILLE-MANLIUS



On Schurman: Begins first collegiate season after redshirting last winter ... accurate shooter counted on to provide perimeter threat and stretch defenses.

Freshman Season (2014-15): Red-shirted season... member of Spring AD Honor Roll (3.3 GPA or above).

Before Binghamton: Four-year letterwinner at Fayetteville-Manlius High School in Syracuse ... three-time All-CNY selection ... three-time conference player of the year ... led team to back-to-back league championships ... F-M had combined 34-6 record during his last two seasons ... seventh team NYSSWA all-state team as junior Class AA ... school's all-time scoring leader with 1,541 career points ... nominated for 2014 McDonald's All-American Game ... averaged 22.5 points and 8.7 rebs. as senior (449 total points) ... had other career totals of 457 rebounds, 209 three-pointers, 92 steals ... also was an all-league baseball pitcher who had 2.50 ERA as senior.

Personal: Born October 20, 1995 ... parents are Scott and Ellen Schurman ... majoring in business administration.

33 • J.C. SHOW

SOPHOMORE • GUARD • 6-3 • 210 • CLARKS SUMMIT, PA. • ABINGTON HEIGHTS• BUCKNELL UNIVERSITY



On Show: Transfer from Bucknell who will sit out 2015-16 season due to NCAA rules ... experienced guard expected to make major contribution when he becomes eligible in 2016-17.

Before Binghamton: Played in all 34 games with three starts for Bucknell team that won 19 games and advanced to NIT in 2014-15...averaged 6.7 points in 18.3 minutes per game... shot 37% from three-point range and 71% from line... netted season-high 23 points against Siena... scored team-high 20 points at American... former three-year captain and three-time all-state guard at Abington Heights High School in Scranton, Pa.... named 2014 Gatorade Player of year**... s**cored 1,950 career points... named Pennsylvania "Mr. Basketball" as senior... two-time first team all-state selection... led Abington Heights to 93-23 record, three district titles and two PIAA quarterfinal appearances during four-year career... scored 42 points against Scranton Prep as senior... averaged 17.7 points, 4.6 assists and 4.8 rebounds as senior... recorded double-double (27 points, 10 rebs.) in 2014 district final... also was two-year captain and all-state football player... twice named to all-state third team... played wide receiver, quarterback and defensive back... in 2013 was featured as a MaxPreps/Reebok Top-25 Most Dynamic Athletes.

Personal: Given name is Jack Curtis Show (rhymes with how)... born May 5, 1995... parents are Mike and Val Show... has five younger siblings... father coached men's team at Baptist Bible College for 20 years.

2014-15 IN REVIEW

BINGHAMTON UNIVERSITY BEARCATS



IN THIS SECTION

2014-15 Flashback 42
Statistics 43
Results/Leaders 44-45
Category Leaders 46-47
Miscellaneous Stats 48
The Last Time 49
Game-by-Game Stats 50-52
Box Scores 53-60

2014-15 FLASHBACK

Despite fielding the youngest team in the entire nation (Statsheet.com), the 2014-15 Bearcats achieved the program's highest America East win total in five years.

Even without both starting forwards down the stretch, Binghamton won two of its last three regular season games to claim the No. 6 seed in the conference tournament. The Bearcats then pushed eventual runnerup Stony Brook to the final minute in a 62-57 road loss. The No. 6 seed was the program's highest since parlaying the top seed into a championship run in 2009.

Three different players earned weekly All-Rookie honors during the regular season - the most in the America East. Binghamton was one of just three teams across the country whose top two scorers were freshmen (Willie Rodriguez and Romello Walker). Including freshman forward Dusan Perovic, whose season was cut short after 15 games due to injury, Binghamton was the only team in the country whose top three scorers all were freshmen.

Perovic set the program's Division I era single-game scoring record with 34 points (29 in second half) at Boston University.

Rodriguez was selected to the America East All-Rookie Team and logged more minutes than all but three freshmen across the country.

The Bearcats played six games against 2015 NCAA tournament teams.

Rodriguez ranked among the America East top-10 in scoring, rebounding, steals, blocks, and minutes played. Sophomore point guard Marlon Beck II also was among the league leaders in assists, steals, 3-pt field goals made, and minutes played. Freshman center Bobby Ahearn earned a top-10 spot in offensive rebounds.

Rodriguez named to America East All-Rookie Team after averaging 12.7 points and 5.7 rebounds a game. Rodriguez was also the winner of the America East Fans' Choice Player of the Year honor in online voting.



2014-15 NOTABLES

- Willie Rodriguez named to America East All-Rookie Team after averaging 12.7 points, 5.7 rebounds
- Rodriguez ranked second in the America East in double-doubles (3) and finished among the top-10 in scoring, rebounds, blocks and steals while logging more minutes than all but three freshmen across the country
- Marlon Beck led team in assists (84) and steals (33)
- Rodriguez (Dec. 29 and March 1), Dusan Perovic (Dec. 8) and Romello Walker (Jan. 12) each received AE Rookie of the Week honors, giving BU seven different rookie weekly winners in the last two years — an America East record during that span
- Achieved program's highest America East win total in five seasons
- Won four of last nine regular season games, with three of those defeats coming by three or fewer points
- Had the youngest team in the nation (Statsheet.com) and the only team whose top three scorers were all freshmen
- Overcame the loss of three starters before conference play began in January
- Played six games against 2015 NCAA tournament teams
- Appeared on ESPN digital platforms seven times and once on Fox Sports
- Played against two top-six NCAA seeds (No. 3 Notre Dame and No. 6 Providence)
- Binghamton won the first-ever #OurHouse Rules contest with 1,132 votes, demonstrating its home court advantage in America East basketball

RECORD:	OVERALL	HOME	AWAY	NEUTRAL
ALL GAMES	6-26	5-9	1-15	0-2
CONFERENCE	5-11	4-4	1-7	0-0
NON-CONFERENCE	1-15	1-5	0-8	0-2

ALL GAMES

					Total		3-Point		F-Throw		Rebounds											
##	Player	gp-gs	min	avg	fg-fga	fg%	3fg-fga	3fg%	ft-fta	ft%	off	def	tot	avg	pf	dq	a	to	blk	stl	pts	avg
42	Rodriguez, Willie	32-30	1011	31.6	137-313	.438	14-64	.219	90-131	.687	44	131	175	5.5	80	1	41	87	23	26	378	11.8
41	Perovic, Dusan	15-9	378	25.2	65-147	.442	24-53	.453	18-30	.600	6	43	49	3.3	40	0	6	22	2	8	172	11.5
11	Walker, Romello	32-31	986	30.8	100-281	.356	22-84	.262	53-94	.564	38	109	147	4.6	64	1	31	63	7	30	275	8.6
01	Beck II, Marlon	32-20	968	30.3	83-225	.369	50-140	.357	47-68	.691	11	72	83	2.6	56	1	84	56	2	33	263	8.2
21	Madray, Nick	13-10	286	22.0	39-104	.375	14-45	.311	9-10	.900	9	36	45	3.5	21	0	4	15	11	3	101	7.8
25	McFadden, Justin	30-23	812	27.1	54-140	.386	14-46	.304	83-112	.741	31	76	107	3.6	96	8	49	49	15	26	205	6.8
10	Yacob, Yosef	32-15	730	22.8	53-157	.338	29-100	.290	52-69	.754	6	27	33	1.0	52	0	38	53	1	19	187	5.8
15	Ahearn, Bobby	31-18	613	19.8	61-117	.521	0-0	.000	23-46	.500	55	71	126	4.1	88	9	11	35	9	17	145	4.7
03	Reed, Jordan	5-1	53	10.6	6-21	.286	0-2	.000	6-7	.857	6	11	17	3.4	6	0	2	8	3	5	18	3.6
05	Richards, Magnus	26-2	258	9.9	19-43	.442	0-1	.000	18-32	.563	18	33	51	2.0	45	1	5	25	6	8	56	2.2
00	Waller, Karon	23-0	185	8.0	10-33	.303	4-18	.222	5-9	.556	4	27	31	1.3	8	0	4	5	0	5	29	1.3
32	Williams, Jabrille	10-1	47	4.7	4-10	.400	0-1	.000	0-3	.000	2	8	10	1.0	8	0	0	2	0	1	8	0.8
12	Rinaldi, John	19-0	98	5.2	2-7	.286	0-0	.000	4-7	.571	7	6	13	0.7	12	0	3	3	1	5	8	0.4
	Team										51	54	105		1			10				
	Total.....	32	6425		633-1598	.396	171-554	.309	408-618	.660	288	704	992	31.0	577	21	278	433	80	186	1845	57.7
	Opponents.....	32	6425		745-1666	.447	238-639	.372	396-579	.684	326	798	1124	35.1	602	-	414	419	72	197	2124	66.4

Score by Periods	1st	2nd	OT	Totals
Binghamton	804	1035	6	1845
Opponents	996	1115	13	2124

CONFERENCE GAMES

					Total		3-Point		F-Throw		Rebounds											
##	Player	gp-gs	min	avg	fg-fga	fg%	3fg-fga	3fg%	ft-fta	ft%	off	def	tot	avg	pf	dq	a	to	blk	stl	pts	avg
42	Rodriguez, Willie	16-16	569	35.6	75-172	.436	8-35	.229	45-61	.738	18	73	91	5.7	45	1	23	39	13	20	203	12.7
01	Beck II, Marlon	16-16	573	35.8	57-144	.396	34-91	.374	36-52	.692	7	45	52	3.3	31	1	45	27	0	19	184	11.5
11	Walker, Romello	16-16	520	32.5	63-156	.404	12-44	.273	27-52	.519	18	56	74	4.6	33	1	9	35	5	17	165	10.3
41	Perovic, Dusan	1-0	31	31.0	4-17	.235	1-8	.125	0-1	.000	0	5	5	5.0	1	0	0	4	0	1	9	9.0
25	McFadden, Justin	14-12	378	27.0	26-75	.347	7-22	.318	42-63	.667	11	36	47	3.4	49	4	26	23	7	10	101	7.2
15	Ahearn, Bobby	16-15	414	25.9	47-86	.547	0-0	.000	16-33	.485	37	45	82	5.1	58	6	7	17	6	13	110	6.9
10	Yacob, Yosef	16-3	366	22.9	24-74	.324	14-45	.311	25-37	.676	4	14	18	1.1	22	0	15	19	0	13	87	5.4
05	Richards, Magnus	16-1	179	11.2	12-30	.400	0-1	.000	17-28	.607	14	19	33	2.1	31	1	5	16	5	6	41	2.6
00	Waller, Karon	13-0	92	7.1	7-17	.412	2-7	.286	5-8	.625	4	13	17	1.3	5	0	2	3	0	4	21	1.6
32	Williams, Jabrille	4-1	20	5.0	3-7	.429	0-1	.000	0-1	.000	1	4	5	1.3	2	0	0	2	0	1	6	1.5
12	Rinaldi, John	14-0	83	5.9	2-7	.286	0-0	.000	3-5	.600	7	4	11	0.8	9	0	2	3	1	4	7	0.5
	Team										27	28	55					4				
	Total.....	16	3225		320-785	.408	78-254	.307	216-341	.633	148	342	490	30.6	286	14	134	192	37	108	934	58.4
	Opponents.....	16	3225		349-793	.440	117-303	.386	191-270	.707	146	389	535	33.4	299	-	195	216	40	86	1006	62.9

Score by Periods	1st	2nd	OT	Totals
Binghamton	403	525	6	934
Opponents	468	525	13	1006

SCHEDULE/RESULTS/LEADERS

RECORD:	OVERALL	HOME	AWAY	NEUTRAL
ALL GAMES	6-26	5-9	1-15	0-2
CONFERENCE	5-11	4-4	1-7	0-0
NON-CONFERENCE	1-15	1-5	0-8	0-2

Date	Opponent		Score		Att.	High Points	High Rebounds
11-14-14	at Notre Dame		39-82	L	7360	(9)Madray, Nick	(6)Reed, Jordan
11/17/14	at Providence College		45-66	L	4033	(13)Perovic, Dusan	(5)Walker, Romello
11/19/14	HARTWICK	W	82-51		1846	(18)Perovic, Dusan	(5)Walker, Romello
							(5)Ahearn, Bobby
							(5)Reed, Jordan
11/22/14	vs Manhattan		63-78	L	1121	(23)Rodriguez, Willie	(8)Rodriguez, Willie
11/23/14	vs Navy		68-70	L	717	(15)Rodriguez, Willie	(7)Rodriguez, Willie
11/25/14	at Army		54-80	L	835	(20)Rodriguez, Willie	(10)Rodriguez, Willie
11/29/14	CORNELL		54-68	L	1950	(15)Yacob, Yosef	(7)Walker, Romello
12/03/14	at Boston University		65-77	L	723	(34)Perovic, Dusan	(6)Walker, Romello
12/06/14	PENN		70-79	L	3731	(16)Perovic, Dusan	(10)Rodriguez, Willie
12/08/14	CALDWELL		52-63	L	1621	(15)Madray, Nick	(10)Madray, Nick
12/11/14	at Colgate		44-65	L	473	(16)Perovic, Dusan	(7)Madray, Nick
							(7)Walker, Romello
							(7)Rodriguez, Willie
12/14/14	at Boston College		49-63	L	1876	(18)McFadden, Justin	(9)McFadden, Justin
12/20/14	ST. BONAVENTURE		51-69	L	3213	(20)Madray, Nick	(9)Rodriguez, Willie
12/22/14	at Mount St. Mary's		68-69	L	1460	(25)Rodriguez, Willie	(7)Rodriguez, Willie
12/30/14	BUFFALO		50-76	L	3534	(14)Rodriguez, Willie	(6)Ahearn, Bobby
01/02/15	*at UMass Lowell		40-50	L	1021	(14)Walker, Romello	(7)Waller, Karon
01/07/15	*at HARTFORD		59-69	L	1009	(17)Walker, Romello	(5)Walker, Romello
							(5)Rodriguez, Willie
01/10/15	*MAINE	W	65-46		2547	(19)Rodriguez, Willie	(12)Ahearn, Bobby
01/14/15	*at UAlbany		58-73	L	2617	(20)Beck II, Marlon	(8)McFadden, Justin
01/17/15	*NEW HAMPSHIRE		66-73	Lot	1761	(12)Walker, Romello	(9)Rodriguez, Willie
						(12)McFadden, Justin	
01/19/15	*at Vermont		44-64	L	2071	(12)Rodriguez, Willie	(7)Rodriguez, Willie
01/25/15	*STONY BROOK		54-61	L	2247	(15)Beck II, Marlon	(7)Walker, Romello
01/28/15	*at UMBC Retrievers	W	68-56		748	(15)Rodriguez, Willie	(8)Rodriguez, Willie
01/31/15	*UMASS LOWELL	W	76-69		2075	(15)Rodriguez, Willie	(8)Ahearn, Bobby
						(15)Yacob, Yosef	
02/03/15	*HARTFORD		61-62	L	4445	(13)McFadden, Justin	(6)McFadden, Justin
						(13)Walker, Romello	(6)Rodriguez, Willie
							(6)Walker, Romello
02/07/15	*at Maine		64-67	L	1158	(18)Rodriguez, Willie	(7)Rodriguez, Willie
						(18)Beck II, Marlon	
02/10/15	*UALBANY		46-62	L	2190	(13)Rodriguez, Willie	(6)Rodriguez, Willie
						(13)Beck II, Marlon	
02/14/15	*at New Hampshire		48-66	L	1071	(10)Ahearn, Bobby	(6)Ahearn, Bobby
						(10)Beck II, Marlon	
						(10)Yacob, Yosef	
02/18/15	*VERMONT	W	57-55		1856	(18)Rodriguez, Willie	(7)Ahearn, Bobby
02/21/15	*at Stony Brook		52-64	L	3724	(17)Walker, Romello	(11)Rodriguez, Willie
02/28/15	*UMBC	W	76-69		2838	(21)Rodriguez, Willie	(9)Walker, Romello
							(9)Rodriguez, Willie
03/04/15	at Stony Brook		57-62	L	3289	(19)Rodriguez, Willie	(8)Walker, Romello

* - Conference game

Attendance Summary	Games	Attend	Avg/Game
Home	14	35854	2561
Away	16	33468	2092
Neutral	2	1838	919
Total	32	71160	2224

POINTS/REBOUNDS/ASSISTS

Opponent	Date	Score		00 WALLER,KAR	01 BECK II,MA	03 REED,JORDA	05 RICHARDS,M	10 YACOB,YOSE	11 WALKER,ROM	12 RINALDI,JO
at Notre Dame	11-14-14	39-82	L	0-4-0	2-2-1	6-6-0	2-2-0	7-0-0	1-3-2	DNP
at Providence College	11/17/14	45-66	L	0-1-0	0-2-3	2-1-0	0-1-0	7-2-1	9-5-0	DNP
HARTWICK	11/19/14	82-51	W	2-2-0	3-1-3	8-5-1	4-4-0	14-2-2	9-5-5	1-0-0
vs Manhattan	11/22/14	63-78	L	DNP	10-3-1	0-3-0	0-0-0	5-1-2	6-5-0	DNP
vs Navy	11/23/14	68-70	L	DNP	0-1-1	2-2-1	2-3-0	12-2-3	8-2-0	DNP
at Army	11/25/14	54-80	L	0-0-0	6-3-3	DNP	0-0-0	2-0-1	3-6-0	0-0-0
CORNELL	11/29/14	54-68	L	DNP	6-3-1	DNP	DNP	15-1-4	10-7-2	DNP
at Boston University	12/03/14	65-77	L	3-2-0	2-1-5	DNP	DNP	2-0-4	12-6-2	0-0-1
PENN	12/06/14	70-79	L	0-0-0	9-2-1	DNP	DNP	5-1-2	12-4-1	DNP
CALDWELL	12/08/14	52-63	L	0-0-0	13-3-5	DNP	DNP	8-0-2	2-3-1	DNP
at Colgate	12/11/14	44-65	L	DNP	2-0-2	DNP	0-0-0	5-0-1	4-7-2	DNP
at Boston College	12/14/14	49-63	L	0-0-0	2-1-0	DNP	0-0-0	5-4-0	9-3-2	DNP
ST. BONAVENTURE	12/20/14	51-69	L	DNP	6-0-3	DNP	DNP	2-0-0	4-5-2	DNP
at Mount St. Mary's	12/22/14	68-69	L	0-1-1	8-4-3	DNP	DNP	0-1-0	7-2-1	DNP
BUFFALO	12/30/14	50-76	L	3-4-1	2-3-3	DNP	2-3-0	8-0-1	4-2-2	0-1-0
at UMass Lowell	01/02/15	40-50	L	4-7-0	1-3-4	DNP	4-1-1	0-0-0	14-2-0	DNP
at HARTFORD	01/07/15	59-69	L	0-1-0	16-3-3	DNP	5-4-0	2-0-1	17-5-1	0-0-0
MAINE	01/10/15	65-46	W	1-1-0	5-2-2	DNP	0-2-0	2-0-0	18-8-0	0-0-0
at UAlbany	01/14/15	58-73	L	0-0-0	20-3-1	DNP	2-1-0	4-0-1	7-3-2	DNP
NEW HAMPSHIRE	01/17/15	66-73	L	0-0-1	11-2-3	DNP	2-0-0	10-2-1	12-3-1	0-0-0
at Vermont	01/19/15	44-64	L	3-2-0	5-3-2	DNP	3-1-0	3-0-1	9-5-1	2-0-0
STONY BROOK	01/25/15	54-61	L	0-1-0	15-3-1	DNP	1-3-0	3-0-3	4-7-0	0-4-1
at UMBC Retrievers	01/28/15	68-56	W	9-2-0	9-6-6	DNP	1-2-0	8-4-0	8-4-0	0-0-0
UMASS LOWELL	01/31/15	76-69	W	2-0-0	14-2-5	DNP	4-2-0	15-3-3	4-4-1	1-1-1
HARTFORD	02/03/15	61-62	L	0-1-1	10-4-2	DNP	2-1-0	10-2-0	13-6-0	0-0-0
at Maine	02/07/15	64-67	L	2-1-0	18-3-6	DNP	4-1-0	2-2-3	11-3-2	1-0-0
UALBANY	02/10/15	46-62	L	0-1-0	13-3-2	DNP	0-1-0	9-0-1	8-4-0	3-0-0
at New Hampshire	02/14/15	48-66	L	0-0-0	10-4-0	DNP	4-3-2	10-4-0	6-2-0	0-5-0
VERMONT	02/18/15	57-55	W	DNP	9-4-3	DNP	2-2-1	0-1-0	10-4-0	0-0-0
at Stony Brook	02/21/15	52-64	L	DNP	8-5-1	DNP	4-5-1	1-0-0	17-5-0	0-0-0
UMBC	02/28/15	76-69	W	DNP	20-2-4	DNP	3-4-0	8-0-1	7-9-1	0-1-0
at Stony Brook	03/04/15	57-62	L	DNP	8-2-4	DNP	5-5-0	3-1-0	10-8-0	0-1-0

Opponent	Date	Score		15 AHEARN,BOB	21 MADRAY,NIC	25 MCFADDEN,J	32 WILLIAMS,J	41 PEROVIC,DU	42 RODRIGUEZ,
at Notre Dame	11-14-14	39-82	L	0-3-0	9-1-0	8-4-0	0-1-0	2-4-0	2-2-1
at Providence College	11/17/14	45-66	L	0-2-0	10-1-1	0-1-2	0-1-0	13-2-1	4-3-1
HARTWICK	11/19/14	82-51	W	2-5-0	6-3-1	7-0-2	0-0-0	18-4-0	8-3-1
vs Manhattan	11/22/14	63-78	L	0-0-0	0-1-0	10-2-1	DNP	9-3-0	23-8-1
vs Navy	11/23/14	68-70	L	DNP	10-4-1	7-6-1	DNP	12-1-0	15-7-6
at Army	11/25/14	54-80	L	1-3-0	9-6-0	5-3-1	DNP	8-3-0	20-10-1
CORNELL	11/29/14	54-68	L	3-5-0	2-1-0	3-5-2	DNP	7-5-0	8-3-0
at Boston University	12/03/14	65-77	L	4-2-0	2-3-0	3-1-1	0-0-0	34-5-0	3-3-1
PENN	12/06/14	70-79	L	1-4-0	8-0-0	6-4-2	DNP	16-5-2	13-10-2
CALDWELL	12/08/14	52-63	L	0-5-0	15-10-1	5-4-1	0-0-0	6-1-0	3-2-1
at Colgate	12/11/14	44-65	L	0-2-0	9-7-0	3-0-1	DNP	16-3-0	5-7-1
at Boston College	12/14/14	49-63	L	4-2-1	1-2-0	18-9-1	DNP	5-4-1	5-1-1
ST. BONAVENTURE	12/20/14	51-69	L	0-0-1	20-6-0	9-6-2	DNP	2-2-1	8-9-1
at Mount St. Mary's	12/22/14	68-69	L	4-2-0	DNP	9-5-2	DNP	15-2-1	25-7-0
BUFFALO	12/30/14	50-76	L	12-6-0	DNP	3-5-4	2-3-0	DNP	14-3-0
at UMass Lowell	01/02/15	40-50	L	2-0-0	DNP	3-3-1	DNP	9-5-0	3-3-1
at HARTFORD	01/07/15	59-69	L	6-3-0	DNP	3-3-5	DNP	DNP	10-5-1
MAINE	01/10/15	65-46	W	4-12-0	DNP	16-5-5	DNP	DNP	19-6-0
at UAlbany	01/14/15	58-73	L	12-7-2	DNP	5-8-2	DNP	DNP	8-1-1
NEW HAMPSHIRE	01/17/15	66-73	L	8-7-0	DNP	12-3-1	DNP	DNP	11-9-0
at Vermont	01/19/15	44-64	L	1-2-0	DNP	6-1-2	0-1-0	DNP	12-7-0
STONY BROOK	01/25/15	54-61	L	11-6-0	DNP	10-4-1	DNP	DNP	10-6-3
at UMBC Retrievers	01/28/15	68-56	W	11-6-2	DNP	7-2-0	DNP	DNP	15-8-4
UMASS LOWELL	01/31/15	76-69	W	13-8-1	DNP	8-7-2	DNP	DNP	15-2-0
HARTFORD	02/03/15	61-62	L	6-4-0	DNP	13-6-4	DNP	DNP	7-6-1
at Maine	02/07/15	64-67	L	6-5-1	DNP	2-0-0	DNP	DNP	18-7-2
UALBANY	02/10/15	46-62	L	0-2-0	DNP	DNP	0-1-0	DNP	13-6-2
at New Hampshire	02/14/15	48-66	L	10-6-0	DNP	DNP	0-0-0	DNP	8-2-1
VERMONT	02/18/15	57-55	W	12-7-0	DNP	6-1-1	DNP	DNP	18-3-0
at Stony Brook	02/21/15	52-64	L	6-3-1	DNP	1-3-1	DNP	DNP	15-11-5
UMBC	02/28/15	76-69	W	2-4-0	DNP	9-1-1	6-3-0	DNP	21-9-2
at Stony Brook	03/04/15	57-62	L	4-3-2	DNP	8-5-0	DNP	DNP	19-6-0

CATEGORY LEADERS

Points	G	Pts	Pts/G
Rodriguez, Willie	32	378	11.8
Walker, Romello	32	275	8.6
Beck II, Marlon	32	263	8.2
McFadden, Justin	30	205	6.8
Yacob, Yosef	32	187	5.8
Perovic, Dusan	15	172	11.5
Ahearn, Bobby	31	145	4.7
Madray, Nick	13	101	7.8
Richards, Magnus	26	56	2.2
Waller, Karon	23	29	1.3
Reed, Jordan	5	18	3.6
Rinaldi, John	19	8	0.4
Williams, Jabrille	10	8	0.8

Scoring Average	G	Pts	Avg/G
Rodriguez, Willie	32	378	11.8
Perovic, Dusan	15	172	11.5
Walker, Romello	32	275	8.6
Beck II, Marlon	32	263	8.2
Madray, Nick	13	101	7.8
McFadden, Justin	30	205	6.8
Yacob, Yosef	32	187	5.8
Ahearn, Bobby	31	145	4.7
Reed, Jordan	5	18	3.6
Richards, Magnus	26	56	2.2
Waller, Karon	23	29	1.3
Williams, Jabrille	10	8	0.8

FG Percentage	FG	Att	Pct
Ahearn, Bobby	61	117	.521
Perovic, Dusan	65	147	.442
Richards, Magnus	19	43	.442
Rodriguez, Willie	137	313	.438
Williams, Jabrille	4	10	.400
McFadden, Justin	54	140	.386
Madray, Nick	39	104	.375
Beck II, Marlon	83	225	.369
Walker, Romello	100	281	.356
Yacob, Yosef	53	157	.338
Waller, Karon	10	33	.303
Rinaldi, John	2	7	.286
Reed, Jordan	6	21	.286

Field Goal Attempts	G	Att	Att/G
Rodriguez, Willie	32	313	9.8
Walker, Romello	32	281	8.8
Beck II, Marlon	32	225	7.0
Yacob, Yosef	32	157	4.9
Perovic, Dusan	15	147	9.8

Field Goals Made	G	Made	Made/G
Rodriguez, Willie	32	137	4.3
Walker, Romello	32	100	3.1
Beck II, Marlon	32	83	2.6
Perovic, Dusan	15	65	4.3
Ahearn, Bobby	31	61	2.0

3-Point Percentage	3FG	Att	Pct
Perovic, Dusan	24	53	.453
Beck II, Marlon	50	140	.357
Madray, Nick	14	45	.311
McFadden, Justin	14	46	.304
Yacob, Yosef	29	100	.290
Walker, Romello	22	84	.262
Waller, Karon	4	18	.222
Rodriguez, Willie	14	64	.219
Richards, Magnus	0	1	.000
Williams, Jabrille	0	1	.000
Reed, Jordan	0	2	.000

3-Point FG Attempts	G	Att	Att/G
Beck II, Marlon	32	140	4.4
Yacob, Yosef	32	100	3.1
Walker, Romello	32	84	2.6
Rodriguez, Willie	32	64	2.0
Perovic, Dusan	15	53	3.5

3-Point FG Made	G	Made	Made/G
Beck II, Marlon	32	50	1.6
Yacob, Yosef	32	29	0.9
Perovic, Dusan	15	24	1.6
Walker, Romello	32	22	0.7
Madray, Nick	13	14	1.1
McFadden, Justin	30	14	0.5
Rodriguez, Willie	32	14	0.4

Free Throw Percent	FG	Att	Pct
Madray, Nick	9	10	.900
Reed, Jordan	6	7	.857
Yacob, Yosef	52	69	.754
McFadden, Justin	83	112	.741
Beck II, Marlon	47	68	.691
Rodriguez, Willie	90	131	.687
Perovic, Dusan	18	30	.600
Rinaldi, John	4	7	.571
Walker, Romello	53	94	.564
Richards, Magnus	18	32	.563
Waller, Karon	5	9	.556
Ahearn, Bobby	23	46	.500

Free Throw Attempts	G	Att	Att/G
Rodriguez, Willie	32	131	4.1
McFadden, Justin	30	112	3.7
Walker, Romello	32	94	2.9
Yacob, Yosef	32	69	2.2
Beck II, Marlon	32	68	2.1

Free Throws Made	G	Made	Made/G
Rodriguez, Willie	32	90	2.8
McFadden, Justin	30	83	2.8
Walker, Romello	32	53	1.7
Yacob, Yosef	32	52	1.6
Beck II, Marlon	32	47	1.5

CATEGORY LEADERS

Points	G	Pts	Pts/G
Rodriguez, Willie	32	378	11.8
Walker, Romello	32	275	8.6
Beck II, Marlon	32	263	8.2
McFadden, Justin	30	205	6.8
Yacob, Yosef	32	187	5.8
Perovic, Dusan	15	172	11.5
Ahearn, Bobby	31	145	4.7
Madray, Nick	13	101	7.8
Richards, Magnus	26	56	2.2
Waller, Karon	23	29	1.3
Reed, Jordan	5	18	3.6
Rinaldi, John	19	8	0.4
Williams, Jabrille	10	8	0.8

Scoring Average	G	Pts	Avg/G
Rodriguez, Willie	32	378	11.8
Perovic, Dusan	15	172	11.5
Walker, Romello	32	275	8.6
Beck II, Marlon	32	263	8.2
Madray, Nick	13	101	7.8
McFadden, Justin	30	205	6.8
Yacob, Yosef	32	187	5.8
Ahearn, Bobby	31	145	4.7
Reed, Jordan	5	18	3.6
Richards, Magnus	26	56	2.2
Waller, Karon	23	29	1.3
Williams, Jabrille	10	8	0.8

FG Percentage	FG	Att	Pct
Ahearn, Bobby	61	117	.521
Perovic, Dusan	65	147	.442
Richards, Magnus	19	43	.442
Rodriguez, Willie	137	313	.438
Williams, Jabrille	4	10	.400
McFadden, Justin	54	140	.386
Madray, Nick	39	104	.375
Beck II, Marlon	83	225	.369
Walker, Romello	100	281	.356
Yacob, Yosef	53	157	.338
Waller, Karon	10	33	.303
Rinaldi, John	2	7	.286
Reed, Jordan	6	21	.286

Field Goal Attempts	G	Att	Att/G
Rodriguez, Willie	32	313	9.8
Walker, Romello	32	281	8.8
Beck II, Marlon	32	225	7.0
Yacob, Yosef	32	157	4.9
Perovic, Dusan	15	147	9.8

Field Goals Made	G	Made	Made/G
Rodriguez, Willie	32	137	4.3
Walker, Romello	32	100	3.1
Beck II, Marlon	32	83	2.6
Perovic, Dusan	15	65	4.3
Ahearn, Bobby	31	61	2.0

3-Point Percentage	3FG	Att	Pct
Perovic, Dusan	24	53	.453
Beck II, Marlon	50	140	.357
Madray, Nick	14	45	.311
McFadden, Justin	14	46	.304
Yacob, Yosef	29	100	.290
Walker, Romello	22	84	.262
Waller, Karon	4	18	.222
Rodriguez, Willie	14	64	.219
Richards, Magnus	0	1	.000
Williams, Jabrille	0	1	.000
Reed, Jordan	0	2	.000

3-Point FG Attempts	G	Att	Att/G
Beck II, Marlon	32	140	4.4
Yacob, Yosef	32	100	3.1
Walker, Romello	32	84	2.6
Rodriguez, Willie	32	64	2.0
Perovic, Dusan	15	53	3.5

3-Point FG Made	G	Made	Made/G
Beck II, Marlon	32	50	1.6
Yacob, Yosef	32	29	0.9
Perovic, Dusan	15	24	1.6
Walker, Romello	32	22	0.7
Madray, Nick	13	14	1.1
McFadden, Justin	30	14	0.5
Rodriguez, Willie	32	14	0.4

Free Throw Percent	FG	Att	Pct
Madray, Nick	9	10	.900
Reed, Jordan	6	7	.857
Yacob, Yosef	52	69	.754
McFadden, Justin	83	112	.741
Beck II, Marlon	47	68	.691
Rodriguez, Willie	90	131	.687
Perovic, Dusan	18	30	.600
Rinaldi, John	4	7	.571
Walker, Romello	53	94	.564
Richards, Magnus	18	32	.563
Waller, Karon	5	9	.556
Ahearn, Bobby	23	46	.500

Free Throw Attempts	G	Att	Att/G
Rodriguez, Willie	32	131	4.1
McFadden, Justin	30	112	3.7
Walker, Romello	32	94	2.9
Yacob, Yosef	32	69	2.2
Beck II, Marlon	32	68	2.1

Free Throws Made	G	Made	Made/G
Rodriguez, Willie	32	90	2.8
McFadden, Justin	30	83	2.8
Walker, Romello	32	53	1.7
Yacob, Yosef	32	52	1.6
Beck II, Marlon	32	47	1.5

BINGHAMTON'S RECORD WHEN . . .

At home....5-9
On the road....1-15
Neutral....0-2
When game is televised....0-7
Losing the opening tip....2-21
When leading with 5:00 remaining....5-0
When trailing with 5:00 remaining....1-25
Game tied with 5:00 remaining....0-1

BY SCORING

Leading at the half....4-3
Trailing at the half....2-24
Tied at the half....1-1
When game goes to overtime....0-1
Game decided by 1-3 points....1-4
Game decided by 4-5 points....0-1
Game decided by 6-10 points....2-5
Game decided by 11-19 points....2-10
Game decided by 20+ points....1-6
BU outscores opponent in second half....5-6
Opponent outscores BU in second half....0-19
Score tied in 2nd half....1-1
One or fewer player in double figures....0-7
Two players in double figures....3-10
Three players in double figures....2-5
Four players in double figures....1-3
Binghamton starters outscore opponents starters....4-7
Binghamton starters outscored by opponents....2-19
Starters scoring is tied....0-0
Binghamton bench outscores opponents bench....0-1
Bench scoring tied....0-0

BY SHOOTING

Outshooting its opponent (FG%)....4-3
Outshot by opponent (FG%)....2-23
Field Goal Percentage Tied....
Outshooting its opponent (3-pt.%)....4-8
Outshot by opponent (3-pt.%)....2-18
Outshooting opponent (FT%)....4-11
Outshot by opponent (FT%)....2-15
BU shoots 50% or better....1-2
BU shoots 45-49.9%....2-1
BU shoots 40-44.9%....3-7
BU shoots under 40%....0-16
Opponent shoots 50% or better....0-4
Opponent shoots 45-49.9%....2-8
Opponent shoots 40-44.9%....2-12
Opponent shoots under 40%....2-2

BY OFFENSIVE OUTPUT

Binghamton scores 35-49 points....0-8
Binghamton scores 50-59 points....1-10
Binghamton scores 60-69 points....2-7
Binghamton scores 70-79 points....2-1
Binghamton scores 80-89 points....1-0

BY DEFENSIVE OUTPUT

Opponent scores 40-49 points....1-0
Opponent scores 50-59 points....3-1
Opponent scores 60-69 points....0-9
Opponent scores 70-79 points....0-7
Opponent scores 80-89 points....0-2
Opponent scores 90-99 points....0-0

BY REBOUNDING

Outrebound opponent....5-5
Outrebounded by opponent....1-20
Rebounding tied....0-1

BY TURNOVERS

Commit fewer turnovers....5-5
Commit more turnovers....1-19
Turnovers tied....0-2

BY MONTH

In November....1-6
In December....0-8
In January....3-6
In February....2-5
In March....0-1

BY DAYS OF THE WEEK

On Sunday....0-3
On Monday....0-4
On Tuesday....0-5
On Wednesday....3-3
On Thursday....0-1
On Friday....0-2
On Saturday....3-8

BY JERSEY COLOR

Wearing white....5-9
Wearing black....1-17

BY OPPONENTS

Vs. America East....5-11
Vs. ACC (Notre Dame, Boston College)....0-2
Vs. Big East (Providence)....0-1
Vs. Atlantic 10 (St. Bonaventure)....0-1
Vs. Ivy League (Cornell, Penn)....0-2
Vs. Metro Atlantic (Manhattan)....0-1
Vs. Mid-American (Buffalo)....0-1
Vs. Northeast (Mt. St. Mary's)....0-1
Vs. Patriot League (Army, Boston University, Colgate, Loyola Navy)....0-4
Division II (Caldwell)....0-1
Division III (Hartwick)....1-0

AMERICA EAST ROOKIE OF THE WEEK

Willie Rodriguez....Dec. 29, March 1
Dusan Perovic....Dec. 8
Romello Walker....Jan. 12

GAMES SCORING IN DOUBLE FIGURES

(Season-Career)

Willie Rodriguez....19-19
Romello Walker....12-12
Marlon Beck....11-22
Yosef Yacob....7-22
Dusan Perovic....6-6
Justin McFadden....6-6
Nick Madray....3-12

GAMES REBOUNDING IN DOUBLE FIGURES (Season-Career)

Willie Rodriguez....3-3
Bobby Ahearn....1-1
Nick Madray....1-2

DOUBLE-DOUBLES (Season-Career)

Willie Rodriguez....3-3
Nick Madray....1-2

GAMES SCORING 20+ POINTS (Season-Career)

Willie Rodriguez....4-4
Marlon Beck....2-3
Dusan Perovic....1-1
Nick Madray....1-5

BU STARTING LINEUP BY RECORD

Yacob-Walker-McFadden-Rodriguez-Madray	0-3
Beck-Reed-Rodriguez-Madray-Richards	0-1
Yacob-Walker-McFadden-Madray-Ahearn	0-1
Yacob-Walker-McFadden-Madray-Perovic	1-0
Yacob-Walker-Rodriguez-Madray-Perovic	0-4
Yacob-Walker-McFadden-Rodriguez-Perovic	0-3
Beck-Walker-McFadden-Rodriguez-Perovic	0-1
Beck-Walker-McFadden-Rodriguez-Ahearn	4-10
Beck-Yacob-Walker-Rodriguez-Ahearn	0-2
Beck-Yacob-Walker-Rodriguez-Richards	0-1
Beck-Walker-Williams-Rodriguez-Ahearn	1-0

THE LAST TIME BU . . .

SCORED AT LEAST 100 POINTS
105, vs. Bridgeport (1-12-00)

ALLOWED AT LEAST 100 POINTS
103, vs. Syracuse (11-18-01)

HAD AT LEAST 50 REBOUNDS
52 vs. Maine (2-16-13)

HAD AT LEAST 60 REBOUNDS
62, vs. Millersville (2-7-01)

HAD AT LEAST 20 ASSISTS
20, vs. UMBC (3-3-11)

HAD AT LEAST 25 ASSISTS
28, vs. Green Mountain (2-13-01)

HAD AT LEAST 10 BLOCKS
10, vs. Marist (12-20-09)

HAD AT LEAST 15 STEALS
19, vs. Maine (2-17-08)

HAD AT LEAST 20 STEALS
23, vs. Practical Bible (11-17-98)

MADE AT LEAST 30 FIELD GOALS
30, vs. Hartford (2-27-14)

MADE AT LEAST 40 FIELD GOALS
42, vs. Bridgeport (1-12-00)

SHOT AT LEAST 50% FROM THE FIELD
54.5 %(24-44) vs. Hartford (1-7-15)

SHOT AT LEAST 60% FROM THE FIELD
60.0% (24-40) vs. UMass Lowell (1-31-15)

MADE AT LEAST 10 THREE-POINTERS
11 (11-34) vs. Caldwell (12-08-14)

PLAYED IN AN OVERTIME GAME
Lost vs. New Hampshire 66-73 (OT) (1-17-15)

SCORED AT LEAST 50 POINTS IN A HALF
52 (2nd), vs. Hartford (2-27-14)

WON BY 50 POINTS
Defeated Green Mountain 97-39 (2-13-01)

LOST BY 50 POINTS
Lost to Providence 119-58 (2-24-01)

THE LAST TIME A BEARCAT . . .

SCORED AT LEAST 30 POINTS IN A GAME
Dusan Perovic, 34 vs. Boston University (12-3-14)

SCORED AT LEAST 35 POINTS IN A GAME
Chris Jackey, 37 vs. Albany (1-28-89)

SCORED AT LEAST 40 POINTS IN A GAME
Chris Jackey, 40 vs. New Paltz (12-3-88)

SCORED AT LEAST 45 POINTS IN A GAME
Tom Gomulka, 45 vs. Geneseo (12-13-69)
(School record)

HAD AT LEAST 15 REBOUNDS IN A GAME
Jordan Reed, 16 vs. Albany (2-19-14)

HAD AT LEAST 20 REBOUNDS IN A GAME
Todd Jost, 25 vs. Hartwick (2-14-89)

HAD AT LEAST 10 ASSISTS IN A GAME
Yosef Yacob, 12 vs. New Hampshire (1-9-14)

HAD AT LEAST 5 BLOCKS IN A GAME
Kyrie Sutton, 5 vs. Stony Brook (1-10-11)

HAD AT LEAST 5 STEALS IN A GAME
Marlon Beck, 5 vs. Hartford (2-27-14)

MADE AT LEAST 10 FIELD GOALS IN A GAME
Dusan Perovic (11-18) vs. Boston University (12-3-14)

WAS 1.000 FROM THE FIELD (MIN. 10 ATTEMPTS)
Mark Jones, 13-13 vs. New Paltz (2-2-84)
(NCAA Division III record)

MADE AT LEAST 5 THREE-POINTERS IN A GAME
Dusan Perovic (6-8), vs Boston University (12-3-14)

MADE AT LEAST 15 FREE THROWS IN A GAME
Jordan Reed (17-21), vs. Vermont (3-2-14)

RECORDED A TRIPLE DOUBLE
Chris Jackey vs. Plattsburgh (2-10-90)
19 Points, 10 rebounds, 10 assists
(Only triple double in school history)

CONSECUTIVE DOUBLE-DOUBLES
Jordan Reed, four in a row from 2-9-13 to 2-23-13

STARTING LINEUPS

Opponent	Guard	Guard	Wing	Forward	Center	Result	Starters Record	BU Record
@Notre Dame	Beck II	Reed	Rodriguez	Madray	Richards	L 39-82	0-1	0-1
@Providence	Yacob	Walker	McFadden	Madray	Ahearn	L 45-66	0-1	0-2
HARTWICK	Yacob	Walker	McFadden	Madray	Perovic	W 82-51	1-0	1-2
vs. Mahattan	Yacob	Walker	McFadden	Rodriguez	Madray	L 63-78	0-1	1-3
vs. Navy	Yacob	Walker	McFadden	Rodriguez	Madray	L 68-70	0-2	1-4
@Army	Yacob	Walker	McFadden	Rodriguez	Madray	L 54-80	0-3	1-5
CORNELL	Yacob	Walker	Rodriguez	Madray	Perovic	L 54-68	0-1	1-6
@Boston University	Yacob	Walker	Rodriguez	Madray	Perovic	L 65-77	0-2	1-7
PENN	Yacob	Walker	Rodriguez	Madray	Perovic	L 70-79	0-3	1-8
CALDWELL	Yacob	Walker	Rodriguez	Madray	Perovic	L 52-63	0-4	1-9
@Colgate	Yacob	Walker	McFadden	Rodriguez	Perovic	L 44-65	0-1	1-10
@Boston College	Yacob	Walker	McFadden	Rodriguez	Perovic	L 49-63	0-2	1-11
ST. BONAVENTURE	Yacob	Walker	McFadden	Rodriguez	Perovic	L 51-69	0-3	1-12
@Mount St. Mary's	Beck II	Walker	McFadden	Rodriguez	Perovic	L 68-69	0-1	1-13
BUFFALO	Beck II	Walker	McFadden	Rodriguez	Ahearn	L 50-76	0-1	1-14
@UMass Lowell	Beck II	Walker	McFadden	Rodriguez	Ahearn	L 40-50	0-2	1-15, 0-1 AE
@Hartford	Beck II	Walker	McFadden	Rodriguez	Ahearn	L 59-69	0-3	1-16, 0-2 AE
MAINE	Beck II	Walker	McFadden	Rodriguez	Ahearn	W 65-46	1-3	2-16, 1-2 AE
@Albany	Beck II	Walker	McFadden	Rodriguez	Ahearn	L 58-73	1-4	2-17, 1-3 AE
NEW HAMPSHIRE	Beck II	Walker	McFadden	Rodriguez	Ahearn	L 66-73 (ot)	1-5	2-18, 1-4 AE
@Vermont	Beck II	Walker	McFadden	Rodriguez	Ahearn	L 44-64	1-6	2-19, 1-5 AE
STONY BROOK	Beck II	Walker	McFadden	Rodriguez	Ahearn	L 54-61	1-7	2-20, 1-6 AE
@UMBC	Beck II	Walker	McFadden	Rodriguez	Ahearn	W 68-56	2-7	3-20, 2-6 AE
UMASS LOWELL	Beck II	Walker	McFadden	Rodriguez	Ahearn	W 76-69	3-7	4-20, 3-6 AE
HARTFORD	Beck II	Walker	McFadden	Rodriguez	Ahearn	L 61-62	3-8	4-21, 3-7 AE
@Maine	Beck II	Yacob	Walker	Rodriguez	Ahearn	L 64-67	0-1	4-22, 3-8 AE
ALBANY	Beck II	Yacob	Walker	Rodriguez	Ahearn	L 46-62	0-2	4-23, 3-9 AE
@New Hampshire	Beck II	Yacob	Walker	Rodriguez	Richards	L 48-66	0-1	4-24, 3-10 AE
VERMONT	Beck II	Walker	McFadden	Rodriguez	Ahearn	W 57-55	4-8	5-24, 4-10 AE
@Stony Brook	Beck II	Walker	McFadden	Rodriguez	Ahearn	L 52- 64	4-9	5-25, 4-11 AE
UMBC	Beck II	Walker	Williams	Rodriguez	Ahearn	W 76-69	1-0	6-25, 5-11 AE
@Stony Brook	Beck II	Walker	McFadden	Rodriguez	Ahearn	L 57-62	4-10	6-26, 5-12 AE

GAME-BY-GAME LEADERS

Opponent	Points	Rebounds	Assists	Steals	Blocks	Minutes	Result
@Notre Dame	Madray (9)	Reed (6)	Walker (2)	None	Two with (1)	Yacob (30)	L 39-82
@Providence	Perovic (13)	Walker (5)	Beck II (3)	Walker (3)	Two with (1)	Walker (35)	L 45-66
HARTWICK	Perovic (18)	Three with (5)	Walker (5)	Two tied (3)	Reed (2)	McFadden (27)	W 82-51
vs. Mahattan	Rodriguez (23)	Rodriguez (8)	Yacob (2)	Walker (2)	Three with (1)	Walker (37)	L 63-78
vs. Navy	Rodriguez (15)	Rodriguez (7)	Rodriguez (6)	Three tied (1)	McFadden (2)	Yacob (35)	L 68-70
@Army	Rodriguez (20)	Rodriguez (10)	Beck II (3)	Three tied (1)	Madray (4)	Madray (37)	L 54-80
CORNELL	Yacob (15)	Walker (7)	Yacob (4)	Perovic (2)	Madray (1)	Rodriguez (34)	L 54-68
@Boston University	Perovic (34)	Walker (6)	Beck II (5)	Beck II (2)	Madray (1)	Two with (34)	L 65-77
PENN	Perovic (16)	Rodriguez (10)	Four with (2)	McFadden (2)	Three with (3)	Walker (33)	L 70-79
CALDWELL	Madray (15	Madray (10)	Beck II (5)	Four tied (1)	Rodriguez (2)	Two with (30)	L 52-63
@Colgate	Perovic (16)	Three with (7)	Two with (2)	Three tied (1)	McFadden (2)	Yacob (35)	L 44-65
@Boston College	McFadden (18)	McFadden (9)	Walker (2)	Ahearn (2)	McFadden (2)	McFadden (37)	L 49-63
ST. BONAVENTURE	Madray (20)	Rodriguez (9)	Beck II (3)	Rodriguez (3)	Madray (2)	McFadden (38)	L 51-69
@Mount St. Mary's	Rodriguez (25)	Rodriguez (7)	Beck II (3)	McFadden (2)	None	Beck II (38)	L 68-69
BUFFALO	Rodriguez (14)	Ahearn (6)	McFadden (4)	Beck II (2)	Three with (1)	Rodriguez (34)	L 50-76
@UMass Lowell	Walker (14)	Waller (7)	Beck II (4)	Walker (4)	None	Beck II (33)	L 40-50
@Hartford	Walker (17)	Two with (5)	McFadden (5)	Two with (2)	Two with (1)	Walker (36)	L 59-69
MAINE	Rodriguez (19)	Ahearn (12)	McFadden (5)	Rodriguez (4)	Rodriguez (1)	McFadden (36)	W 65-46
@Albany	Beck II (20)	McFadden (8)	Three with (2)	Two with (1)	Ahearn (2)	Beck II (37)	L 58-73
NEW HAMPSHIRE	Walker (12)	Rodriguez (9)	Beck II (3)	Two with (3)	McFadden (3)	Beck II (41)	L 66-73 (OT)
@Vermont	Rodriguez (12)	Rodriguez (7)	Two with (2)	Rodriguez (2)	Three with (1)	Rodriguez (36)	L 44-64
STONY BROOK	Beck II (15)	Walker (7)	Two with (3)	Ahearn (2)	Two with (1)	Rodriguez (36)	L 54-61
@UMBC	Rodriguez (15)	Rodriguez (8)	Beck II (6)	Beck II (3)	Four with (1)	Beck II (38)	W 68-56
UMASS LOWELL	Two with (15)	Ahearn (8)	Beck (5)	Walker (2)	None	Rodriguez (37)	W 76-69
HARTFORD	Two with(13)	McFadden (6)	McFadden (4)	Beck II (6)	Rodriguez (2)	Rodriguez (38)	L 61-62
@Maine	Two with (18)	Rodriguez (6)	Beck II (6)	Walker (3)	Walker (1)	Beck (38)	L 64-67
ALBANY	Two with (13))	Walker (6)	Two with (2)	Beck II (2)	Rodriguez (2)	Two with (40)	L 46-62
@New Hampshire	Three with (10)	Ahearn (6)	Richards (2)	Rinaldi (2)	Rodriguez (1)	Beck II (40)	L 48-66
VERMONT	Rodriguez (18)	Ahearn (7)	Beck II (3)	Beck II (2)	Rodriguez (3)	Rodriguez (39)	W 57-55
@Stony Brook	Walker (17)	Rodriguez (11)	Rodriguez (5)	Three with (1)	Three with (1)	Beck II (39)	L 52-64
UMBC	Rodriguez (21)	Two with (9)	Beck II (4)	Richards (3)	McFadden (2)	Beck II (37)	W 76-69
@Stony Brook	Rodriguez (19)	Walker (8)	Beck II (4)	Richards (2)	Two with (1)	Two with (37)	L 57-62

INDIVIDUAL GAME HIGHS

Points	34		Perovic, Dusan at Boston University (12/03/14)
	25		Rodriguez, Willie at Mount St. Mary's (12/22/14)
	23		Rodriguez, Willie vs Manhattan (11/22/14)
	21		Rodriguez, Willie vs UMBC (02/28/15)
	20		Beck II, Marlon vs UMBC (02/28/15)
	20		Beck II, Marlon at UAlbany (01/14/15)
	20		Madray, Nick vs St. Bonaventure (12/20/14)
	20		Rodriguez, Willie at Army (11/25/14)
Field Goals Made	11		Perovic, Dusan at Boston University (12/03/14)
	9		Madray, Nick vs St. Bonaventure (12/20/14)
	9		Rodriguez, Willie at Army (11/25/14)
	9		Rodriguez, Willie vs Manhattan (11/22/14)
Field Goal Att.	18		Perovic, Dusan at Boston University (12/03/14)
	17		Perovic, Dusan at UMass Lowell (01/02/15)
FG Pct (min 5 made)	.857	(6-7)	Perovic, Dusan at Mount St. Mary's (12/22/14)
	.833	(5-6)	Yacob, Yosef vs UMass Lowell (01/31/15)
	.833	(5-6)	Ahearn, Bobby vs Buffalo (12/30/14)
3-Point FG Made	6		Beck II, Marlon at UAlbany (01/14/15)
	6		Perovic, Dusan at Boston University (12/03/14)
3-Point FG Att.	9		Yacob, Yosef vs Navy (11/23/14)
	8		Beck II, Marlon vs UMBC (02/28/15)
	8		Beck II, Marlon at Maine (02/07/15)
	8		Beck II, Marlon at UAlbany (01/14/15)
	8		Perovic, Dusan at UMass Lowell (01/02/15)
	8		Madray, Nick vs Caldwell (12/08/14)
	8		Perovic, Dusan at Boston University (12/03/14)
3-Pt FG Pct (min 2 made)	1.000	(3-3)	Perovic, Dusan at Mount St. Mary's (12/22/14)
	1.000	(3-3)	Perovic, Dusan vs Navy (11/23/14)
Free Throws Made	9		Beck II, Marlon at Maine (02/07/15)
	8		Rodriguez, Willie vs UMBC (02/28/15)
	8		Rodriguez, Willie at Mount St. Mary's (12/22/14)
	8		McFadden, Justin at Boston College (12/14/14)
Free Throw Att.	13		Rodriguez, Willie vs UMBC (02/28/15)
	11		Beck II, Marlon at Maine (02/07/15)
FT Pct (min 3 made)	1.000	(8-8)	McFadden, Justin at Boston College (12/14/14)
	1.000	(7-7)	Rodriguez, Willie vs UMass Lowell (01/31/15)
	1.000	(6-6)	Yacob, Yosef at UMBC Retrievers (01/28/15)
	1.000	(6-6)	Perovic, Dusan at Boston University (12/03/14)
	1.000	(6-6)	McFadden, Justin vs Manhattan (11/22/14)
	1.000	(5-5)	McFadden, Justin vs St. Bonaventure (12/20/14)
	1.000	(4-4)	Walker, Romello at Colgate (12/11/14)
	1.000	(4-4)	Madray, Nick at Army (11/25/14)
	1.000	(4-4)	Rodriguez, Willie vs Hartwick (11/19/14)
	1.000	(3-3)	Rodriguez, Willie at Stony Brook (02/21/15)
	1.000	(3-3)	Walker, Romello vs Vermont (02/18/15)
	1.000	(3-3)	Yacob, Yosef at New Hampshire (02/14/15)
	1.000	(3-3)	Rodriguez, Willie at Maine (02/07/15)
	1.000	(3-3)	McFadden, Justin at UAlbany (01/14/15)
	1.000	(3-3)	Yacob, Yosef at Boston College (12/14/14)
	1.000	(3-3)	Yacob, Yosef vs Manhattan (11/22/14)
	1.000	(3-3)	Yacob, Yosef vs Hartwick (11/19/14)
	1.000	(3-3)	McFadden, Justin at Notre Dame (11-14-14)
Rebounds	12		Ahearn, Bobby vs Maine (01/10/15)

TEAM GAME HIGHS

POINTS	82		Notre Dame vs Binghamton (11-14-14)
	82		Binghamton vs Hartwick (11/19/14)
	80		Army vs Binghamton (11/25/14)
	79		Penn vs Binghamton (12/06/14)
	78		Manhattan vs Binghamton (11/22/14)
FIELD GOALS MADE	32		Notre Dame vs Binghamton (11-14-14)
	30		Army vs Binghamton (11/25/14)
FIELD GOAL ATTEMPTS	62		St. Bonaventure vs Binghamton (12/20/14)
	62		Binghamton vs Hartwick (11/19/14)
	62		Army vs Binghamton (11/25/14)
FIELD GOAL PERCENTAGE	.600	(24-40)	Binghamton vs UMass Lowell (01/31/15)
	.568	(25-44)	Binghamton vs Mount St. Mary's (12/22/14)
3 PT FIELD GOALS MADE	14		Boston University vs Binghamton (12/03/14)
	12		HARTFORD vs Binghamton (02/03/15)
3 PT FG ATTEMPTS	34		Binghamton vs Caldwell (12/08/14)
	32		UMBC Retrievers vs Binghamton (01/28/15)
3 PT FG PERCENTAGE	.692	(9-13)	UMBC vs Binghamton (02/28/15)
	.538	(7-13)	Binghamton vs UMass Lowell (01/31/15)
	.538	(7-13)	Binghamton vs Mount St. Mary's (12/22/14)
FREE THROWS MADE	23		Caldwell vs Binghamton (12/08/14)
	22		Binghamton vs UMBC (02/28/15)
FREE THROW ATTEMPTS	32		Binghamton vs UMBC (02/28/15)
	32		Binghamton vs UMass Lowell (01/31/15)
FREE THROW PERCENTAGE	.941	(16-17)	Maine vs Binghamton (02/07/15)
	.913	(21-23)	Vermont vs Binghamton (01/19/15)
REBOUNDS	49		Providence College vs Binghamton (11/17/14)
	45		St. Bonaventure vs Binghamton (12/20/14)
	45		New Hampshire vs Binghamton (02/14/15)
	45		New Hampshire vs Binghamton (01/17/15)
ASSISTS	19		Colgate vs Binghamton (12/11/14)
	19		Boston University vs Binghamton (12/03/14)
STEALS	14		Notre Dame vs Binghamton (11-14-14)
	13		Binghamton vs Maine (01/10/15)
	13		Binghamton vs UMass Lowell (01/02/15)
BLOCKED SHOTS	9		Vermont vs Binghamton (01/19/15)
	8		Providence College vs Binghamton (11/17/14)
TURNOVERS	23		UMass Lowell vs Binghamton (01/02/15)
	23		Binghamton vs UMass Lowell (01/02/15)
FOULS	28		Boston College vs Binghamton (12/14/14)
	26		Vermont vs Binghamton (02/18/15)

OPPONENT INDIVIDUAL GAME HIGHS

Points	34		Perovic, Dusan at Boston University (12/03/14)
	25		Rodriguez, Willie at Mount St. Mary's (12/22/14)
	23		Rodriguez, Willie vs Manhattan (11/22/14)
	21		Rodriguez, Willie vs UMBC (02/28/15)
	20		Beck II, Marlon vs UMBC (02/28/15)
	20		Beck II, Marlon at UAlbany (01/14/15)
	20		Madray, Nick vs St. Bonaventure (12/20/14)
	20		Rodriguez, Willie at Army (11/25/14)
Field Goals Made	11		Perovic, Dusan at Boston University (12/03/14)
	9		Madray, Nick vs St. Bonaventure (12/20/14)
	9		Rodriguez, Willie at Army (11/25/14)
	9		Rodriguez, Willie vs Manhattan (11/22/14)
Field Goal Att.	18		Perovic, Dusan at Boston University (12/03/14)
	17		Perovic, Dusan at UMass Lowell (01/02/15)
FG Pct (min 5 made)	.857	(6-7)	Perovic, Dusan at Mount St. Mary's (12/22/14)
	.833	(5-6)	Yacob, Yosef vs UMass Lowell (01/31/15)
	.833	(5-6)	Ahearn, Bobby vs Buffalo (12/30/14)
3-Point FG Made	6		Beck II, Marlon at UAlbany (01/14/15)
	6		Perovic, Dusan at Boston University (12/03/14)
3-Point FG Att.	9		Yacob, Yosef vs Navy (11/23/14)
	8		Beck II, Marlon vs UMBC (02/28/15)
	8		Beck II, Marlon at Maine (02/07/15)
	8		Beck II, Marlon at UAlbany (01/14/15)
	8		Perovic, Dusan at UMass Lowell (01/02/15)
	8		Madray, Nick vs Caldwell (12/08/14)
	8		Perovic, Dusan at Boston University (12/03/14)
3-Pt FG Pct (min 2 made)	1.000	(3-3)	Perovic, Dusan at Mount St. Mary's (12/22/14)
	1.000	(3-3)	Perovic, Dusan vs Navy (11/23/14)
Free Throws Made	9		Beck II, Marlon at Maine (02/07/15)
	8		Rodriguez, Willie vs UMBC (02/28/15)
	8		Rodriquez, Willie at Mount St. Mary's (12/22/14)
	8		McFadden, Justin at Boston College (12/14/14)
Free Throw Att.	13		Rodriguez, Willie vs UMBC (02/28/15)
	11		Beck II, Marlon at Maine (02/07/15)
FT Pct (min 3 made)	1.000	(8-8)	McFadden, Justin at Boston College (12/14/14)
	1.000	(7-7)	Rodriguez, Willie vs UMass Lowell (01/31/15)
	1.000	(6-6)	Yacob, Yosef at UMBC Retrievers (01/28/15)
	1.000	(6-6)	Perovic, Dusan at Boston University (12/03/14)
	1.000	(6-6)	McFadden, Justin vs Manhattan (11/22/14)
	1.000	(5-5)	McFadden, Justin vs St. Bonaventure (12/20/14)
	1.000	(4-4)	Walker, Romello at Colgate (12/11/14)
	1.000	(4-4)	Madray, Nick at Army (11/25/14)
	1.000	(4-4)	Rodriquez, Willie vs Hartwick (11/19/14)
	1.000	(3-3)	Rodriguez, Willie at Stony Brook (02/21/15)
	1.000	(3-3)	Walker, Romello vs Vermont (02/18/15)
	1.000	(3-3)	Yacob, Yosef at New Hampshire (02/14/15)
	1.000	(3-3)	Rodriguez, Willie at Maine (02/07/15)
	1.000	(3-3)	McFadden, Justin at UAlbany (01/14/15)
	1.000	(3-3)	Yacob, Yosef at Boston College (12/14/14)
	1.000	(3-3)	Yacob, Yosef vs Manhattan (11/22/14)
	1.000	(3-3)	Yacob, Yosef vs Hartwick (11/19/14)
	1.000	(3-3)	McFadden, Justin at Notre Dame (11-14-14)
Rebounds	12		Ahearn, Bobby vs Maine (01/10/15)

OPPONENT TEAM GAME HIGHS

POINTS	82		HARTWICK (11/19/14)
	76		UMBC (02/28/15)
	76		UMASS LOWELL (01/31/15)
	70		PENN (12/06/14)
	68		at UMBC Retrievers (01/28/15)
	68		at Mount St. Mary's (12/22/14)
	68		vs Navy (11/23/14)
FIELD GOALS MADE	29		HARTWICK (11/19/14)
	25		at Mount St. Mary's (12/22/14)
	25		vs Navy (11/23/14)
FIELD GOAL ATTEMPTS	62		HARTWICK (11/19/14)
	59		PENN (12/06/14)
FIELD GOAL PERCENTAGE	.600	(24-40)	UMASS LOWELL (01/31/15)
	.568	(25-44)	at Mount St. Mary's (12/22/14)
3 PT FIELD GOALS MADE	11		CALDWELL (12/08/14)
	11		PENN (12/06/14)
	11		vs Navy (11/23/14)
3 PT FG ATTEMPTS	34		CALDWELL (12/08/14)
	29		PENN (12/06/14)
3 PT FG PERCENTAGE	.538	(7-13)	UMASS LOWELL (01/31/15)
	.538	(7-13)	at Mount St. Mary's (12/22/14)
FREE THROWS MADE	22		UMBC (02/28/15)
	21		UMASS LOWELL (01/31/15)
	21		at Boston College (12/14/14)
	21		vs Manhattan (11/22/14)
FREE THROW ATTEMPTS	32		UMBC (02/28/15)
	32		UMASS LOWELL (01/31/15)
FREE THROW PERCENTAGE	.875	(21-24)	at Boston College (12/14/14)
	.800	(16-20)	at Army (11/25/14)
REBOUNDS	43		HARTWICK (11/19/14)
	41		MAINE (01/10/15)
ASSISTS	15		HARTWICK (11/19/14)
	14		at Maine (02/07/15)
	14		at Boston University (12/03/14)
STEALS	13		MAINE (01/10/15)
	13		at UMass Lowell (01/02/15)
BLOCKED SHOTS	5		UMBC (02/28/15)
	5		vs Navy (11/23/14)
TURNOVERS	23		at UMass Lowell (01/02/15)
	20		at Mount St. Mary's (12/22/14)
	20		ST. BONAVENTURE (12/20/14)
	20		vs Manhattan (11/22/14)
FOULS	24		NEW HAMPSHIRE (01/17/15)
	24		at HARTFORD (01/07/15)

TEAM GAME LOWS

POINTS	39		at Notre Dame (11-14-14)
	40		at UMass Lowell (01/02/15)
	44		at Colgate (12/11/14)
	44		at Vermont (01/19/15)
	45		at Providence College (11/17/14)
FIELD GOALS MADE	13		at Notre Dame (11-14-14)
	13		at Boston College (12/14/14)
FIELD GOAL ATTEMPTS	40		UMASS LOWELL (01/31/15)
	42		at UMass Lowell (01/02/15)
FIELD GOAL PERCENTAGE	.265	(13-49)	at Notre Dame (11-14-14)
	.278	(15-54)	at New Hampshire (02/14/15)
3 PT FIELD GOALS MADE	2		at Boston College (12/14/14)
	2		at UMass Lowell (01/02/15)
	2		VERMONT (02/18/15)
3 PT FG ATTEMPTS	8		at UMBC Retrievers (01/28/15)
	9		VERMONT (02/18/15)
3 PT FG PERCENTAGE	.118	(2-17)	at Boston College (12/14/14)
	.118	(2-17)	at UMass Lowell (01/02/15)
FREE THROWS MADE	1		CALDWELL (12/08/14)
	6		at Providence College (11/17/14)
FREE THROW ATTEMPTS	4		CALDWELL (12/08/14)
	11		at Providence College (11/17/14)
	11		vs Navy (11/23/14)
	11		ST. BONAVENTURE (12/20/14)
FREE THROW PERCENTAGE	.250	(1-4)	CALDWELL (12/08/14)
	.444	(8-18)	at HARTFORD (01/07/15)
REBOUNDS	19		UALBANY (02/10/15)
	26		at Providence College (11/17/14)
	26		at UMass Lowell (01/02/15)
	26		at Maine (02/07/15)
ASSISTS	3		at New Hampshire (02/14/15)
	4		at Notre Dame (11-14-14)
STEALS	0		at Notre Dame (11-14-14)
	2		at UAlbany (01/14/15)
	2		VERMONT (02/18/15)
BLOCKED SHOTS	0		at UMass Lowell (01/02/15)
	0		UMASS LOWELL (01/31/15)
TURNOVERS	4		VERMONT (02/18/15)
	6		UALBANY (02/10/15)
FOULS	9		at Colgate (12/11/14)
	13		MAINE (01/10/15)

OPPONENT TEAM GAME LOWS

POINTS	82		HARTWICK (11/19/14)
	76		UMBC (02/28/15)
	76		UMASS LOWELL (01/31/15)
	70		PENN (12/06/14)
	68		at UMBC Retrievers (01/28/15)
	68		at Mount St. Mary's (12/22/14)
	68		vs Navy (11/23/14)
FIELD GOALS MADE	29		HARTWICK (11/19/14)
	25		at Mount St. Mary's (12/22/14)
	25		vs Navy (11/23/14)
FIELD GOAL ATTEMPTS	62		HARTWICK (11/19/14)
	59		PENN (12/06/14)
FIELD GOAL PERCENTAGE	.600	(24-40)	UMASS LOWELL (01/31/15)
	.568	(25-44)	at Mount St. Mary's (12/22/14)
3 PT FIELD GOALS MADE	11		CALDWELL (12/08/14)
	11		PENN (12/06/14)
	11		vs Navy (11/23/14)
3 PT FG ATTEMPTS	34		CALDWELL (12/08/14)
	29		PENN (12/06/14)
3 PT FG PERCENTAGE	.538	(7-13)	UMASS LOWELL (01/31/15)
	.538	(7-13)	at Mount St. Mary's (12/22/14)
FREE THROWS MADE	22		UMBC (02/28/15)
	21		UMASS LOWELL (01/31/15)
	21		at Boston College (12/14/14)
	21		vs Manhattan (11/22/14)
FREE THROW ATTEMPTS	32		UMBC (02/28/15)
	32		UMASS LOWELL (01/31/15)
FREE THROW PERCENTAGE	.875	(21-24)	at Boston College (12/14/14)
	.800	(16-20)	at Army (11/25/14)
REBOUNDS	43		HARTWICK (11/19/14)
	41		MAINE (01/10/15)
ASSISTS	15		HARTWICK (11/19/14)
	14		at Maine (02/07/15)
	14		at Boston University (12/03/14)
STEALS	13		MAINE (01/10/15)
	13		at UMass Lowell (01/02/15)
BLOCKED SHOTS	5		UMBC (02/28/15)
	5		vs Navy (11/23/14)
TURNOVERS	23		at UMass Lowell (01/02/15)
	20		at Mount St. Mary's (12/22/14)
	20		ST. BONAVENTURE (12/20/14)
	20		vs Manhattan (11/22/14)
FOULS	24		NEW HAMPSHIRE (01/17/15)
	24		at HARTFORD (01/07/15)

TEAM GAME-BY-GAME COMPARISON

Opponent	1st	2nd	Score	Mar	Total FG	FG Pct	3-Pointers	3FG Pct	Free Throws	FT Pct	Rebounds		Assist	T/Over	Block	Steal	Fouls
Notre Dame	23/41	16/41	39-82	(43)	13-49/32-58	.265/.552	3-17/8-22	.176/.364	10-13/10-18	.769/.556	35/37	(2)	4/16	19/7	2/3	0/14	18/18
Providence College	29/33	16/33	45-66	(21)	18-54/24-58	.333/.414	3-18/0-9	.167/.000	6-11/18-24	.545/.750	26/49	(23)	9/15	17/18	2/8	5/12	20/19
HARTWICK	41/25	41/26	82-51	+31	29-62/16-48	.468/.333	7-20/7-22	.350/.318	17-24/12-16	.708/.750	43/28	+15	15/5	8/19	4/4	12/2	14/20
Manhattan	27/43	36/35	63-78	(15)	19-45/28-57	.422/.491	4-10/7-29	.400/.241	21-28/15-22	.750/.682	33/28	+5	5/11	20/10	3/1	4/7	23/24
Navy	31/32	37/38	68-70	(2)	25-55/26-54	.455/.481	11-23/7-19	.478/.368	7-11/11-16	.636/.688	30/33	(3)	13/12	10/9	5/1	3/4	17/12
Army	23/38	31/42	54-80	(26)	17-54/30-62	.315/.484	4-17/9-22	.235/.409	16-20/11-14	.800/.786	36/38	(2)	6/13	16/11	4/2	3/7	18/20
CORNELL	27/35	27/33	54-68	(14)	17-47/26-57	.362/.456	4-16/11-25	.250/.440	16-26/5-13	.615/.385	33/38	(5)	9/16	12/11	1/2	5/6	16/23
Boston University	23/34	42/43	65-77	(12)	22-49/28-54	.449/.519	8-21/14-28	.381/.500	13-17/7-13	.765/.538	28/31	(3)	14/19	15/11	1/1	3/8	18/20
PENN	34/40	36/39	70-79	(9)	21-59/26-51	.356/.510	11-29/9-19	.379/.474	17-26/18-26	.654/.692	30/43	(13)	10/15	10/18	3/3	4/4	19/24
CALDWELL	16/28	36/35	52-63	(11)	20-55/18-41	.364/.439	11-34/4-11	.324/.364	1-4/23-30	.250/.767	30/33	(3)	11/8	12/12	3/0	9/4	23/10
Colgate	16/26	28/39	44-65	(21)	15-43/27-57	.349/.474	4-14/9-22	.286/.409	10-15/2-5	.667/.400	30/33	(3)	7/19	18/10	4/1	3/5	9/16
Boston College	18/32	31/31	49-63	(14)	13-43/20-47	.302/.426	2-17/6-20	.118/.300	21-24/17-25	.875/.680	27/39	(12)	6/10	16/17	2/1	6/7	21/28
ST. BONAVENTURE	22/26	29/43	51-69	(18)	20-53/26-62	.377/.419	3-15/8-21	.200/.381	8-11/9-15	.727/.600	30/45	(15)	10/15	20/17	3/2	8/9	15/13
Mount St. Mary's	25/32	43/37	68-69	(1)	25-44/25-58	.568/.431	7-13/8-25	.538/.320	11-19/11-15	.579/.733	28/33	(5)	8/13	20/14	1/0	6/8	17/23
BUFFALO	21/40	29/36	50-76	(26)	18-52/24-57	.346/.421	5-20/9-24	.250/.375	9-14/19-28	.643/.679	30/44	(14)	11/18	11/7	3/2	3/7	21/18
UMass Lowell	23/20	17/30	40-50	(10)	14-42/19-43	.333/.442	2-17/5-22	.118/.227	10-14/7-8	.714/.875	26/30	(4)	7/9	23/23	0/0	13/9	16/16
HARTFORD	24/28	35/41	59-69	(10)	24-44/23-50	.545/.460	3-13/9-26	.231/.346	8-18/14-21	.444/.667	27/27	-	11/10	17/13	2/1	7/6	24/15
MAINE	29/30	36/16	65-46	+19	24-58/18-44	.414/.409	4-15/5-20	.267/.250	13-23/5-12	.565/.417	41/27	+14	7/11	8/17	1/1	13/6	13/19
UAlbany	18/34	40/39	58-73	(15)	21-50/24-54	.420/.444	7-17/8-19	.412/.421	9-12/17-20	.750/.850	28/35	(7)	9/13	12/7	2/1	2/5	17/10
NEW HAMPSHIRE	29/28	31/32	66-73	(7)	22-57/25-48	.386/.521	4-19/6-12	.211/.500	18-31/17-25	.581/.680	27/45	(18)	7/14	11/22	4/1	11/2	24/24
Vermont	24/34	20/30	44-64	(20)	16-47/20-52	.340/.385	3-11/3-13	.273/.231	9-13/21-23	.692/.913	28/38	(10)	6/9	11/9	3/9	6/7	20/13
STONY BROOK	26/32	28/29	54-61	(7)	19-54/20-48	.352/.417	7-19/9-20	.368/.450	9-14/12-21	.643/.571	38/34	+4	9/10	13/11	2/5	5/9	21/18
UMBC Retrievers	33/24	35/32	68-56	+12	24-52/19-50	.462/.380	3-8/10-32	.375/.313	17-28/8-12	.607/.667	34/33	+1	12/10	8/18	4/3	8/2	17/20
UMASS LOWELL	28/27	48/42	76-69	+7	24-40/25-56	.600/.446	7-13/10-21	.538/.476	21-32/9-15	.656/.600	32/26	+6	13/12	14/12	0/1	5/9	16/24
HARTFORD	24/30	37/32	61-62	(1)	19-45/21-49	.422/.429	8-22/12-26	.364/.462	15-22/8-15	.682/.533	33/30	+3	8/17	14/11	3/2	6/9	17/20
Maine	24/37	40/30	64-67	(3)	21-48/23-48	.438/.479	6-20/5-17	.300/.294	16-22/16-17	.727/.941	26/30	(4)	14/15	12/11	1/2	7/3	14/20
UALBANY	17/31	29/31	46-62	(16)	14-44/24-52	.318/.462	7-22/4-15	.318/.267	11-16/10-16	.688/.625	19/44	(25)	5/15	6/12	2/0	5/2	17/19
New Hampshire	23/30	25/36	48-66	(18)	15-54/22-54	.278/.407	3-12/7-16	.250/.438	15-24/15-19	.625/.789	32/45	(13)	3/7	9/13	1/1	7/3	19/22
VERMONT	23/27	34/28	57-55	+2	20-46/21-44	.435/.477	2-9/6-12	.222/.500	15-27/7-8	.556/.875	27/29	(2)	5/12	4/11	4/7	2/2	14/26
Stony Brook	27/32	25/32	52-64	(12)	20-50/23-56	.400/.411	4-17/9-19	.235/.474	8-13/9-13	.615/.692	36/32	+4	9/16	17/10	3/4	3/6	16/13
UMBC	31/24	45/45	76-69	+7	23-54/22-45	.426/.489	8-20/9-13	.400/.692	22-32/16-25	.688/.640	36/30	+6	9/15	13/16	5/2	8/6	21/20
Stony Brook	25/23	32/39	57-62	(5)	21-49/20-52	.429/.385	6-16/5-18	.375/.278	9-14/17-29	.643/.586	33/37	(4)	6/14	17/12	2/1	4/7	22/15

Note: Game totals are displayed in the format TEAM/OPPONENT for each category

Game 1 Notre Dame 82, Binghamton 39

Official Basketball Box Score -- Game Totals -- Final Statistics
Binghamton vs Notre Dame
11-14-14 9:00 pm at Purcell Pavilion

Binghamton 39 • (0-1)

##	Player		Total FG-FGA	3-Ptr FG-FGA	FT-FTA	Rebounds Off	Def	Tot	PF	TP	A	TO	Blk	Stl	Min
21	Madray, Nick	f	4-8	1-4	0-0	0	1	1	2	9	0	1	0	0	16
01	Beck II, Marlon	g	1-5	0-3	0-0	0	2	2	1	2	1	1	0	0	19
03	Reed, Jordan	g	2-9	0-1	2-2	3	3	6	2	6	0	2	0	0	19
05	Richards, Magnus	g	1-2	0-0	0-0	1	1	2	2	2	0	3	0	0	12
42	Rodriguez, Willie	g	0-2	0-1	2-2	1	1	2	3	2	1	4	1	0	14
00	Waller, Karon		0-1	0-0	0-0	0	4	4	0	0	0	0	0	0	11
10	Yacob, Yosef		2-6	1-4	2-4	0	0	0	0	7	0	4	0	0	30
11	Walker, Romello		0-6	0-2	1-2	0	3	3	1	1	2	0	1	0	23
15	Ahearn, Bobby		0-1	0-0	0-0	0	3	3	1	0	0	1	0	0	12
25	McFadden, Justin		2-6	1-2	3-3	3	1	4	2	8	0	0	0	0	23
32	Williams, Jabrille		0-0	0-0	0-0	0	1	1	1	0	0	0	0	0	4
41	Perovic, Dusan		1-3	0-0	0-0	0	4	4	3	2	0	2	0	0	17
	Team					2	1	3				1			
	Totals		13-49	3-17	10-13	10	25	35	18	39	4	19	2	0	200

FG % 1st Half: 9-28 32.1% 2nd half: 4-21 19.0% Game: 13-49 26.5%
3FG % 1st Half: 2-12 16.7% 2nd half: 1-5 20.0% Game: 3-17 17.6%
FT % 1st Half: 3-3 100.0 2nd half: 7-10 70.0% Game: 10-13 76.9%
Deadball Rebounds 0

Notre Dame 82 • (1-0)

##	Player		Total FG-FGA	3-Ptr FG-FGA	FT-FTA	Rebounds Off	Def	Tot	PF	TP	A	TO	Blk	Stl	Min
30	Zach Auguste	f	7-11	0-0	5-7	3	4	7	4	19	0	2	1	0	26
11	Demetrius Jackson	g	4-9	0-4	2-2	0	1	1	2	10	6	1	0	1	31
22	Jerian Grant	g	6-13	1-7	1-3	0	6	6	2	14	5	1	1	5	30
24	Pat Connaughton	g	6-9	4-5	1-2	1	9	10	0	17	1	0	0	0	28
32	Steve Vasturia	g	2-2	1-1	0-0	0	1	1	1	5	2	1	0	2	23
01	Austin Torres		1-1	0-0	0-0	0	1	1	0	2	0	0	0	0	5
03	V.J. Beachem		2-4	2-3	0-0	0	1	1	2	6	0	1	0	0	18
05	Matt Farrell		0-1	0-1	0-0	0	1	1	1	0	1	0	0	0	5
15	Eric Katenda		0-3	0-0	0-0	0	1	1	0	0	0	0	0	0	2
20	Austin Burgett		1-2	0-1	0-1	0	1	1	3	2	0	0	0	2	10
21	Matt Gregory		0-0	0-0	0-0	0	0	0	0	0	0	0	0	0	0+
23	Martinas Geben		0-0	0-0	0-0	0	1	1	1	0	0	0	1	1	13
35	Bonzie Colson		3-3	0-0	1-3	2	0	2	2	7	1	1	0	3	9
	Team					2	2	4							
	Totals		32-58	8-22	10-18	8	29	37	18	82	16	7	3	14	200

FG % 1st Half: 16-30 53.3% 2nd half: 16-28 57.1% Game: 32-58 55.2%
3FG % 1st Half: 2-10 20.0% 2nd half: 6-12 50.0% Game: 8-22 36.4%
FT % 1st Half: 7-13 53.8% 2nd half: 3-5 60.0% Game: 10-18 55.6%
Deadball Rebounds 1

Officials: Tim Cloughtery, Bob Testa, Bill McCarthy
Technical fouls: Binghamton-None. Notre Dame-None.
Attendance: 7360

Score by periods	1st	2nd	Total
Binghamton	23	16	**39**
Notre Dame	41	41	**82**

Game 2 Providence 66, Binghamton 45

Official Basketball Box Score -- Game Totals -- Final Statistics
Binghamton vs Providence College
11/17/14 9:15 p.m. at Providence, R.I. - Dunkin' Donuts Center

Binghamton 45 • 0-2

##	Player		Total FG-FGA	3-Ptr FG-FGA	FT-FTA	Rebounds Off	Def	Tot	PF	TP	A	TO	Blk	Stl	Min
15	Ahearn, Bobby	f	0-2	0-0	0-0	1	1	2	5	0	0	2	0	0	13
21	Madray, Nick	f	4-10	2-6	0-0	1	0	1	3	10	1	1	0	1	27
10	Yacob, Yosef	g	3-8	0-3	1-1	0	2	2	3	7	1	5	0	0	21
11	Walker, Romello	g	4-8	0-1	1-2	2	3	5	1	9	0	1	0	3	35
25	McFadden, Justin	g	0-1	0-0	0-0	1	0	1	1	0	2	1	1	0	18
00	Waller, Karon		0-0	0-0	0-0	0	1	1	0	0	0	0	0	0	5
01	Beck II, Marlon		0-3	0-1	0-0	0	2	2	0	0	3	0	0	0	16
03	Reed, Jordan		0-2	0-1	2-2	0	1	1	0	2	0	1	0	0	9
05	Richards, Magnus		0-1	0-0	0-0	0	1	1	1	0	0	1	0	0	5
32	Williams, Jabrille		0-1	0-0	0-0	1	0	1	0	0	0	0	0	0	3
41	Perovic, Dusan		6-11	1-3	0-1	0	2	2	3	13	1	2	1	1	29
42	Rodriguez, Willie		1-7	0-3	2-5	0	3	3	2	4	1	3	0	0	19
	Team					3	1	4	1						
	Totals		18-54	3-18	6-11	9	17	26	20	45	9	17	2	5	200

FG % 1st Half: 12-26 46.2% 2nd half: 6-28 21.4% Game: 18-54 33.3%
3FG % 1st Half: 2-9 22.2% 2nd half: 1-9 11.1% Game: 3-18 16.7%
FT % 1st Half: 3-4 75.0% 2nd half: 3-7 42.9% Game: 6-11 54.5%
Deadball Rebounds 3

Providence College 66 • 2-0

##	Player		Total FG-FGA	3-Ptr FG-FGA	FT-FTA	Rebounds Off	Def	Tot	PF	TP	A	TO	Blk	Stl	Min
23	HENTON, LaDontae	f	4-11	0-0	4-6	1	3	4	2	12	1	2	0	3	29
25	HARRIS, Tyler	f	2-7	0-2	7-8	2	6	8	2	11	1	1	1	1	27
33	DESROSIERS, Carson	c	4-7	0-0	0-0	4	6	10	1	8	1	1	4	0	20
03	DUNN, Kris	g	4-9	0-1	2-4	1	4	5	3	10	7	4	0	5	26
24	CARTWRIGHT, Kyron	g	3-4	0-0	0-0	0	2	2	2	6	5	1	0	2	20
00	BENTIL, Ben		2-5	0-1	2-2	4	2	6	3	6	0	3	1	0	18
12	WOODRING, Casey		0-1	0-1	0-0	0	0	0	0	0	0	0	0	0	1
13	CHUKWU, Paschal		2-5	0-0	2-2	3	1	4	3	6	0	3	1	0	14
21	LINDSEY, Jalen		1-4	0-2	1-2	1	3	4	1	3	0	0	1	1	28
22	BANCROFT, Ted		0-0	0-0	0-0	0	2	2	0	0	0	0	0	0	2
32	LOMOMBA, Junior		2-4	0-2	0-0	1	0	1	1	4	0	1	0	0	14
34	PLANEK, Tom		0-1	0-0	0-0	2	0	2	1	0	0	2	0	0	1
	Team					1	0	1							
	Totals		24-58	0-9	18-24	20	29	49	19	66	15	18	8	12	200

FG % 1st Half: 13-32 40.6% 2nd half: 11-26 42.3% Game: 24-58 41.4%
3FG % 1st Half: 0-5 0.0% 2nd half: 0-4 0.0% Game: 0-9 0.0%
FT % 1st Half: 7-8 87.5% 2nd half: 11-16 68.8% Game: 18-24 75.0%
Deadball Rebounds 3

Officials: John Gaffney, Jamie Luckie, Doug Shows
Technical fouls: Binghamton-TEAM. Providence College-None.
Attendance: 4033

Score by periods	1st	2nd	Total
Binghamton	29	16	**45**
Providence College	33	33	**66**

Game 3 Binghamton 82, Hartwick 51

Official Basketball Box Score -- Game Totals -- Final Statistics
Hartwick vs Binghamton
11/19/14 7 p.m. at Events Center, Vestal, N.Y.

Hartwick 51 • 1-2

##	Player		Total FG-FGA	3-Ptr FG-FGA	FT-FTA	Rebounds Off	Def	Tot	PF	TP	A	TO	Blk	Stl	Min
03	Justin Pratt	f	2-3	2-3	0-0	0	1	1	0	6	0	2	0	0	15
32	Matt Wilson	c	4-4	0-0	2-3	3	2	5	4	10	1	3	1	1	22
01	Joey Lufkin	g	1-8	1-4	2-2	0	2	2	1	5	1	4	0	0	24
05	Trevor Norton	g	2-7	0-2	3-5	0	2	2	2	7	0	2	0	0	25
15	Joe Krong	g	1-4	1-2	0-0	0	1	1	4	3	1	2	0	0	19
04	Ryan Simone		0-1	0-0	0-0	0	1	1	0	0	0	0	0	0	5
10	Glenn Gavan		2-6	2-5	2-3	1	0	1	0	8	0	0	0	0	16
11	Matt Petruccione		1-4	1-2	0-0	0	2	2	2	3	1	2	0	0	13
12	Ryan Gill		0-2	0-1	0-0	0	0	0	1	0	1	3	0	0	10
22	Jake Sinicki		1-3	0-1	3-3	2	4	6	4	5	0	0	3	1	26
24	Corey Baker		0-1	0-1	0-0	0	0	0	1	0	0	1	0	0	4
31	Marc Summy		0-0	0-0	0-0	0	0	0	0	0	0	0	0	0	8
34	Marc du Moulin		1-1	0-0	0-0	0	1	1	1	2	0	0	0	0	2
40	Thomas King		0-1	0-1	0-0	0	0	0	0	0	0	0	0	0	7
50	Peter Melanson		1-3	0-0	0-0	0	1	1	0	2	0	0	0	0	4
	Team					2	3	5							
	Totals		16-48	7-22	12-16	8	20	28	20	51	5	19	4	2	200

FG % 1st Half: 7-25 28.0% 2nd half: 9-23 39.1% Game: 16-48 33.3%
3FG % 1st Half: 6-13 46.2% 2nd half: 1-9 11.1% Game: 7-22 31.8%
FT % 1st Half: 5-7 71.4% 2nd half: 7-9 77.8% Game: 12-16 75.0%
Deadball Rebounds 1

Binghamton 82 • 1-2

##	Player		Total FG-FGA	3-Ptr FG-FGA	FT-FTA	Rebounds Off	Def	Tot	PF	TP	A	TO	Blk	Stl	Min
21	Madray, Nick	f	3-5	0-1	0-0	1	2	3	0	6	1	2	0	1	16
25	McFadden, Justin	f	2-4	1-2	2-2	0	0	0	4	7	2	0	1	3	27
41	Perovic, Dusan	c	8-12	2-3	0-0	0	4	4	3	18	0	0	0	1	21
10	Yacob, Yosef	g	4-8	3-7	3-3	0	2	2	0	14	2	1	0	0	22
11	Walker, Romello	g	3-11	1-4	2-4	3	2	5	2	9	5	0	0	0	26
00	Waller, Karon		1-1	0-0	0-0	0	2	2	1	2	0	0	0	0	7
01	Beck II, Marlon		0-5	0-3	3-4	1	0	1	0	3	3	2	1	1	25
03	Reed, Jordan		3-7	0-0	2-3	1	4	5	2	8	1	1	2	3	14
05	Richards, Magnus		2-2	0-0	0-0	1	3	4	1	4	0	0	0	0	10
12	Rinaldi, John		0-0	0-0	1-2	0	0	0	0	1	0	0	0	1	4
15	Ahearn, Bobby		1-4	0-0	0-0	3	2	5	0	2	0	0	0	1	9
32	Williams, Jabrille		0-0	0-0	0-2	0	0	0	0	0	0	0	0	0	4
42	Rodriguez, Willie		2-3	0-0	4-4	2	1	3	1	8	1	1	0	1	15
	Team					4	5	9				1			
	Totals		29-62	7-20	17-24	16	27	43	14	82	15	8	4	12	200

FG % 1st Half: 14-33 42.4% 2nd half: 15-29 51.7% Game: 29-62 46.8%
3FG % 1st Half: 4-11 36.4% 2nd half: 3-9 33.3% Game: 7-20 35.0%
FT % 1st Half: 9-10 90.0% 2nd half: 8-14 57.1% Game: 17-24 70.8%
Deadball Rebounds 4

Officials: D.J. Carstensen, John Corso, Dan Anderson
Technical fouls: Hartwick-None. Binghamton-None.
Attendance: 1846
Home Opener

Score by periods	1st	2nd	Total
Hartwick	25	26	**51**
Binghamton	41	41	**82**

Game 4 Mahattan 78, Binghamton 63

Official Basketball Box Score -- Game Totals -- Final Statistics
Binghamton vs Manhattan
11/22/14 5:30 p.m. at Uncasville, Conn. - Mohegan Sun Arena

Binghamton 63 • 2-2

##	Player		Total FG-FGA	3-Ptr FG-FGA	FT-FTA	Rebounds Off	Def	Tot	PF	TP	A	TO	Blk	Stl	Min
25	McFadden, Justin	f	2-2	0-0	6-6	0	2	2	5	10	1	2	0	0	25
21	Madray, Nick	c	0-5	0-1	0-0	0	1	1	1	0	0	0	1	0	14
10	Yacob, Yosef	g	1-2	0-1	3-3	0	1	1	2	5	2	6	0	0	24
11	Walker, Romello	g	1-5	1-2	3-4	3	2	5	3	6	0	1	0	2	37
42	Rodriguez, Willie	g	9-14	0-2	5-7	3	5	8	4	23	1	5	1	0	36
01	Beck II, Marlon		3-5	2-3	2-2	1	2	3	4	10	1	5	0	1	27
03	Reed, Jordan		0-2	0-0	0-0	2	1	3	1	0	0	1	1	1	4
05	Richards, Magnus		0-0	0-0	0-2	0	0	0	1	0	0	0	0	0	8
15	Ahearn, Bobby		0-0	0-0	0-0	0	0	0	0	0	0	0	0	0	4
41	Perovic, Dusan		3-10	1-1	2-4	0	3	3	2	9	0	0	0	0	21
	Team					5	2	7							
	Totals		19-45	4-10	21-28	14	19	33	23	63	5	20	3	4	200

FG % 1st Half: 6-22 27.3% 2nd half: 13-23 56.5% Game: 19-45 42.2%
3FG % 1st Half: 1-5 20.0% 2nd half: 3-5 60.0% Game: 4-10 40.0%
FT % 1st Half: 14-20 70.0% 2nd half: 7-8 87.5% Game: 21-28 75.0%
Deadball Rebounds 4

Manhattan 78 • 0-3

##	Player		Total FG-FGA	3-Ptr FG-FGA	FT-FTA	Rebounds Off	Def	Tot	PF	TP	A	TO	Blk	Stl	Min
00	Richards, Shane	f	8-16	4-12	4-6	0	2	2	1	24	5	0	0	2	32
01	Pankey, Ashton	f	5-6	0-0	1-2	0	3	3	4	11	0	3	0	1	14
13	Andujar, Emmy	f	4-7	0-1	1-2	2	2	4	2	9	3	1	0	2	22
02	Wilson, Tyler	g	0-2	0-1	2-2	1	0	1	3	2	1	2	1	1	22
33	Kates, Donovan	g	1-5	0-3	1-2	2	3	5	0	3	0	0	0	0	28
12	Stores, RaShawn		0-1	0-1	0-1	0	2	2	1	0	2	0	0	0	19
14	Crawford, Calvin		3-10	0-5	3-3	3	1	4	1	9	0	2	0	1	18
15	Akilo, Samson		1-1	0-0	0-0	1	0	1	4	2	0	1	0	0	6
23	Williams, Rich		4-7	3-6	0-0	0	0	0	2	11	0	0	0	0	18
30	Glassman, Trevor		0-0	0-0	0-0	0	0	0	1	0	0	0	0	0	1
32	Allen, Carlton		2-2	0-0	3-4	1	1	2	5	7	0	1	0	0	20
	Team					3	1	4							
	Totals		28-57	7-29	15-22	13	15	28	24	78	11	10	1	7	200

FG % 1st Half: 14-28 50.0% 2nd half: 14-29 48.3% Game: 28-57 49.1%
3FG % 1st Half: 5-15 33.3% 2nd half: 2-14 14.3% Game: 7-29 24.1%
FT % 1st Half: 10-15 66.7% 2nd half: 5-7 71.4% Game: 15-22 68.2%
Deadball Rebounds 4

Officials: Bob Adams, Josh White, Jeff Nichols
Technical fouls: Binghamton-None. Manhattan-None.
Attendance: 1121

Score by periods	1st	2nd	Total
Binghamton	27	36	**63**
Manhattan	43	35	**78**

Game 5 Navy 70, Binghamton 68

Official Basketball Box Score -- Game Totals -- Final Statistics
Navy vs Binghamton
11/23/14 5:30 p.m. at Mohegan Sun Arena

Navy 70 • 1-4

##	Player		Total FG-FGA	3-Ptr FG-FGA	FT-FTA	Rebounds Off	Def	Tot	PF	TP	A	TO	Blk	Stl	Min
32	Hemphill, James	f	1-3	0-0	0-0	0	4	4	1	2	2	1	0	2	20
33	Alade, Edward	f	4-5	0-0	1-1	1	2	3	3	9	1	1	1	0	18
02	Venturini, Brandon	g	9-13	4-6	4-4	1	7	8	1	26	0	2	0	0	34
10	Dunbar, Tilman	g	5-12	0-2	1-3	1	4	5	2	11	6	3	0	0	37
22	Vermeer, Grant	g	0-1	0-0	0-0	0	0	0	0	0	0	0	0	0	13
00	Kelly, Will		1-2	0-0	2-4	0	6	6	1	4	0	0	0	0	18
01	Fox, Nourse		0-0	0-0	0-0	0	0	0	1	0	0	1	0	0	3
12	Fong, Zach		3-6	3-5	0-0	0	0	0	0	9	2	1	0	0	14
24	Dulin, Bryce		1-5	0-2	2-2	0	0	0	2	4	1	0	0	0	19
35	Noe, Daniel		2-7	0-4	1-2	1	2	3	1	5	0	0	0	2	24
	Team					2	2	4							
	Totals		26-54	7-19	11-16	6	27	33	12	70	12	9	1	4	200

FG % 1st Half: 13-27 48.1% 2nd half: 13-27 48.1% Game: 26-54 48.1%
3FG % 1st Half: 2-8 25.0% 2nd half: 5-11 45.5% Game: 7-19 36.8%
FT % 1st Half: 4-7 57.1% 2nd half: 7-9 77.8% Game: 11-16 68.8%
Deadball Rebounds 2,1

Binghamton 68 • 1-4

##	Player		Total FG-FGA	3-Ptr FG-FGA	FT-FTA	Rebounds Off	Def	Tot	PF	TP	A	TO	Blk	Stl	Min
21	Madray, Nick	f	4-10	2-3	0-0	2	2	4	3	10	1	1	0	0	25
25	McFadden, Justin	f	2-4	1-2	2-2	0	6	6	2	7	1	1	2	0	33
10	Yacob, Yosef	g	3-10	3-9	3-5	1	1	2	4	12	3	1	1	1	35
11	Walker, Romello	g	3-8	2-4	0-0	0	2	2	0	8	0	0	1	0	28
42	Rodriguez, Willie	*	7-13	0-0	1-2	2	5	7	2	15	6	3	1	1	33
01	Beck II, Marlon		0-3	0-2	0-0	0	1	1	1	0	1	0	0	0	16
03	Reed, Jordan		1-1	0-0	0-0	0	2	2	1	2	1	3	0	1	7
05	Richards, Magnus		1-1	0-0	0-0	0	3	3	2	2	0	0	0	0	8
41	Perovic, Dusan		4-5	3-3	1-2	0	1	1	2	12	0	1	0	0	15
	Team					0	2	2							
	Totals		25-55	11-23	7-11	5	25	30	17	68	13	10	5	3	200

FG % 1st Half: 12-28 42.9% 2nd half: 13-27 48.1% Game: 25-55 45.5%
3FG % 1st Half: 3-7 42.9% 2nd half: 8-16 50.0% Game: 11-23 47.8%
FT % 1st Half: 4-7 57.1% 2nd half: 3-4 75.0% Game: 7-11 63.6%
Deadball Rebounds 1

Officials: Jeff Nichols, Kevin Ferguson, Justin Simon
Technical fouls: Navy-None. Binghamton-None.
Attendance: 717

Score by periods	1st	2nd	Total
Navy	32	38	**70**
Binghamton	31	37	**68**

Game 6 Army 80, Binghamton 54

Official Basketball Box Score -- Game Totals -- Final Statistics
Binghamton vs Army
11/25/14 7:30 p.m. at Christl Arena - West Point, N.Y.

Binghamton 54 • 1-5

##	Player		Total FG-FGA	3-Ptr FG-FGA	FT-FTA	Rebounds Off	Def	Tot	PF	TP	A	TO	Blk	Stl	Min
25	McFadden, Justin	f	0-2	0-2	5-6	3	0	3	1	5	1	2	0	0	17
42	Rodriguez, Willie	f	9-14	0-2	2-2	2	8	10	1	20	1	3	0	0	34
21	Madray, Nick	c	2-12	1-4	4-4	2	4	6	1	9	0	2	4	1	37
10	Yacob, Yosef	g	0-4	0-3	2-2	0	0	0	4	2	1	3	0	0	24
11	Walker, Romello	g	1-7	0-1	1-2	2	4	6	4	3	0	4	0	1	24
00	Waller, Karon		0-0	0-0	0-0	0	0	0	0	0	0	0	0	0	1
01	Beck II, Marlon		2-6	2-4	0-0	0	3	3	2	6	3	1	0	1	32
05	Richards, Magnus		0-1	0-0	0-0	0	0	0	0	0	0	0	0	0	3
12	Rinaldi, John		0-0	0-0	0-0	0	0	0	1	0	0	0	0	0	3
15	Ahearn, Bobby		0-0	0-0	1-2	1	2	3	0	1	0	0	0	0	6
41	Perovic, Dusan		3-8	1-1	1-2	1	2	3	4	8	0	1	0	0	19
	Team					2	0	2							
	Totals		17-54	4-17	16-20	13	23	36	18	54	6	16	4	3	200

FG % 1st Half: 7-24 29.2% 2nd half: 10-30 33.3% Game: 17-54 31.5%
3FG % 1st Half: 0-8 0.0% 2nd half: 4-9 44.4% Game: 4-17 23.5%
FT % 1st Half: 9-10 90.0% 2nd half: 7-10 70.0% Game: 16-20 80.0%
Deadball Rebounds 1

Army 80 • 5-0

##	Player		Total FG-FGA	3-Ptr FG-FGA	FT-FTA	Rebounds Off	Def	Tot	PF	TP	A	TO	Blk	Stl	Min
32	Plomb, Tanner	f	3-10	1-4	1-1	0	5	5	4	8	2	3	0	0	22
33	Toomey, Larry	f	1-5	0-3	0-0	2	1	3	2	2	1	1	0	0	20
31	Ferguson, Kevin	c	2-4	0-0	1-1	1	4	5	3	5	0	1	2	0	16
11	Cox, Dylan	g	2-5	0-0	3-4	3	4	7	1	7	1	0	0	0	21
21	Wilson, Kyle	g	9-15	5-8	2-3	1	4	5	2	25	1	3	0	2	30
00	Lenox, Maxwell		3-4	0-0	0-0	0	1	1	0	6	3	1	0	2	17
01	Brown, Richard		0-0	0-0	0-0	0	0	0	0	0	0	0	0	0	3
02	Williams, Mo		1-2	1-1	0-0	1	0	1	0	3	2	0	0	2	20
03	Mammel, Scott		0-0	0-0	0-0	0	0	0	1	0	0	0	0	0	3
15	Kessler, Jacob		0-0	0-0	0-0	0	0	0	0	0	0	0	0	0	1
25	Morrison, Luke		2-5	2-4	1-1	0	2	2	3	7	0	2	0	0	11
30	Billerman, Sean		0-0	0-0	0-0	0	0	0	0	0	0	0	0	0	1
35	Dodge, Nathan		0-0	0-0	1-2	0	2	2	0	1	0	0	0	0	1
43	Rollo, Travis		2-3	0-0	1-1	0	0	0	3	5	1	0	0	1	21
44	Pollack, Mark		1-1	0-0	0-0	0	0	0	0	2	0	0	0	0	1
55	Omlid, Tanner		4-8	0-2	1-1	1	2	3	1	9	2	0	0	0	12
	Team					2	2	4							
	Totals		30-62	9-22	11-14	11	27	38	20	80	13	11	2	7	200

FG % 1st Half: 14-35 40.0% 2nd half: 16-27 59.3% Game: 30-62 48.4%
3FG % 1st Half: 4-12 33.3% 2nd half: 5-10 50.0% Game: 9-22 40.9%
FT % 1st Half: 6-7 85.7% 2nd half: 5-7 71.4% Game: 11-14 78.6%
Deadball Rebounds 1

Officials: Douglas Hopper, Charles Robinson, Jermaine Rogers
Technical fouls: Binghamton-None. Army-None.
Attendance: 835

Score by periods	1st	2nd	Total
Binghamton	23	31	**54**
Army	38	42	**80**

Game 7 Cornell 68, Binghamton 54

Official Basketball Box Score -- Game Totals -- Final Statistics
Cornell vs Binghamton
11/29/14 2 p.m. at Events Center, Vestal, N.Y.

Cornell 68 • 4-4

##	Player		Total FG-FGA	3-Ptr FG-FGA	FT-FTA	Rebounds Off	Def	Tot	PF	TP	A	TO	Blk	Stl	Min
00	Onuorah, David	f	1-2	0-0	0-2	2	2	4	2	2	0	1	1	0	19
32	Miller, Shonn	f	5-11	1-3	0-0	1	10	11	4	11	2	1	1	1	24
05	Hatter, Robert	g	5-9	3-7	1-3	0	1	1	4	14	1	1	0	3	26
13	Cherry, Devin	g	4-15	2-7	2-2	2	4	6	1	12	3	4	0	1	31
23	Cancer, Galal	g	2-6	2-3	0-0	1	0	1	3	6	8	3	0	0	30
01	Smith, Darryl		1-1	1-1	0-0	0	2	2	2	3	2	1	0	0	19
04	LaMore, Dave		3-5	0-0	0-1	1	2	3	3	6	0	0	0	0	17
25	Fallas, JoJo		2-5	2-4	0-0	0	3	3	2	6	0	0	0	1	18
35	Tomic, Ned		3-3	0-0	2-5	2	2	4	2	8	0	0	0	0	16
	Team					2	1	3							
	Totals		26-57	11-25	5-13	11	27	38	23	68	16	11	2	6	200

FG % 1st Half: 12-28 42.9% 2nd half: 14-29 48.3% Game: 26-57 45.6%
3FG % 1st Half: 9-17 52.9% 2nd half: 2-8 25.0% Game: 11-25 44.0%
FT % 1st Half: 2-7 28.6% 2nd half: 3-6 50.0% Game: 5-13 38.5%
Deadball Rebounds 2

Binghamton 54 • 1-6

##	Player		Total FG-FGA	3-Ptr FG-FGA	FT-FTA	Rebounds Off	Def	Tot	PF	TP	A	TO	Blk	Stl	Min
21	Madray, Nick	f	1-5	0-2	0-0	0	1	1	1	2	0	2	1	0	19
41	Perovic, Dusan	f	3-8	1-2	0-0	0	5	5	3	7	0	1	0	2	29
42	Rodriguez, Willie	f	3-10	0-1	2-4	0	3	3	2	8	0	3	0	0	34
10	Yacob, Yosef	g	4-7	1-4	6-7	0	1	1	2	15	4	0	0	1	30
11	Walker, Romello	g	4-9	1-3	1-1	1	6	7	1	10	2	2	0	1	29
01	Beck II, Marlon		1-4	1-4	3-5	0	3	3	3	6	1	2	0	1	27
15	Ahearn, Bobby		1-3	0-0	1-5	3	2	5	1	3	0	0	0	0	15
25	McFadden, Justin		0-1	0-0	3-4	0	5	5	3	3	2	1	0	0	17
	Team					3	0	3				1			
	Totals		17-47	4-16	16-26	7	26	33	16	54	9	12	1	5	200

FG % 1st Half: 10-26 38.5% 2nd half: 7-21 33.3% Game: 17-47 36.2%
3FG % 1st Half: 2-9 22.2% 2nd half: 2-7 28.6% Game: 4-16 25.0%
FT % 1st Half: 5-12 41.7% 2nd half: 11-14 78.6% Game: 16-26 61.5%
Deadball Rebounds 6

Officials: James Grady, Andrew Maira, Mike McCloskey
Technical fouls: Cornell-None. Binghamton-None.
Attendance: 1950

Score by periods	1st	2nd	Total
Cornell	35	33	**68**
Binghamton	27	27	**54**

Game 8 Boston University 77, Binghamton 65

Official Basketball Box Score -- Game Totals -- Final Statistics
Binghamton vs Boston University
12/03/14 7:35 p.m. at Case Gym "The Roof" - Boston, Mass.

Binghamton 65 • 1-7

##	Player		Total FG-FGA	3-Ptr FG-FGA	FT-FTA	Rebounds Off	Def	Tot	PF	TP	A	TO	Blk	Stl	Min
21	Madray, Nick	f	1-7	0-4	0-0	1	2	3	1	2	0	0	1	0	17
41	Perovic, Dusan	f	11-18	6-8	6-6	1	4	5	3	34	0	0	0	0	34
10	Yacob, Yosef	g	1-1	0-0	0-0	0	0	0	3	2	4	2	0	0	22
11	Walker, Romello	g	4-9	1-3	3-5	3	3	6	1	12	2	2	0	1	34
42	Rodriguez, Willie	g	1-3	0-1	1-1	1	2	3	4	3	1	2	0	0	26
00	Waller, Karon		1-4	1-3	0-0	0	2	2	0	3	0	0	0	0	19
01	Beck II, Marlon		1-4	0-1	0-0	0	1	1	1	2	5	4	0	2	19
12	Rinaldi, John		0-0	0-0	0-0	0	0	0	0	0	1	0	0	0	1
15	Ahearn, Bobby		1-1	0-0	2-2	1	1	2	2	4	0	3	0	0	10
25	McFadden, Justin		1-2	0-1	1-3	0	1	1	3	3	1	1	0	0	17
32	Williams, Jabrille		0-0	0-0	0-0	0	0	0	0	0	0	0	0	0	1
	Team					3	2	5				1			
	Totals		22-49	8-21	13-17	10	18	28	18	65	14	15	1	3	200

FG % 1st Half: 9-23 39.1% 2nd half: 13-26 50.0% Game: 22-49 44.9%
3FG % 1st Half: 3-10 30.0% 2nd half: 5-11 45.5% Game: 8-21 38.1%
FT % 1st Half: 2-2 100.0 2nd half: 11-15 73.3% Game: 13-17 76.5%
Deadball Rebounds 2

Boston University 77 • 2-4

##	Player		Total FG-FGA	3-Ptr FG-FGA	FT-FTA	Rebounds Off	Def	Tot	PF	TP	A	TO	Blk	Stl	Min
22	Dieudonne, Nathan	f	2-7	1-3	0-0	4	3	7	2	5	2	2	1	2	25
32	Alston, Justin	f	1-4	0-0	0-0	1	5	6	2	2	1	1	0	0	22
02	Papale, John	g	4-10	3-7	1-3	2	2	4	2	12	5	1	0	2	37
15	Mosely, Cheddi	g	4-8	2-5	0-0	1	1	2	2	10	0	0	0	0	24
21	Hankerson, Cedric	g	7-11	4-7	3-6	0	5	5	2	21	5	2	0	2	34
00	Johnson, Eric		0-0	0-0	1-2	0	0	0	1	1	0	1	0	1	1
01	Havener, Nick		1-2	0-0	0-0	1	0	1	1	2	0	0	0	0	2
03	Fanning, Eric		6-7	2-2	0-0	1	2	3	3	14	4	2	0	0	20
05	Mbargorba, Blaise		0-0	0-0	0-0	0	1	1	2	0	0	0	0	0	3
13	Goff, Will		2-3	2-3	0-0	0	0	0	0	6	0	0	0	0	13
14	Madrigal, Braiten		0-0	0-0	0-0	0	0	0	0	0	0	0	0	0	1
20	Curry, Cameron		0-0	0-0	2-2	0	0	0	2	2	2	0	0	1	7
41	Haines, Dylan		1-2	0-1	0-0	2	0	2	1	2	0	1	0	0	11
	Team					0	0	0				1			
	Totals		28-54	14-28	7-13	12	19	31	20	77	19	11	1	8	200

FG % 1st Half: 12-29 41.4% 2nd half: 16-25 64.0% Game: 28-54 51.9%
3FG % 1st Half: 7-17 41.2% 2nd half: 7-11 63.6% Game: 14-28 50.0%
FT % 1st Half: 3-5 60.0% 2nd half: 4-8 50.0% Game: 7-13 53.8%
Deadball Rebounds 2

Officials: Art Jackson, Casey Kett, Sean Gaskins
Technical fouls: Binghamton-None. Boston University-Havener, Nick.
Attendance: 723

Score by periods	1st	2nd	Total
Binghamton	23	42	**65**
Boston University	34	43	**77**

Game 9 Penn 79, Binghamton 70

Official Basketball Box Score -- Game Totals -- Final Statistics
Penn vs Binghamton
12/06/14 2 p.m. at Events Center, Vestal, N.Y.

Penn 79 • 2-5

##	Player		Total FG-FGA	3-Ptr FG-FGA	FT-FTA	Rebounds Off	Def	Tot	PF	TP	A	TO	Blk	Stl	Min
23	Louis, Greg	f	1-5	0-0	0-0	3	4	7	5	2	1	3	0	0	12
24	Howard, Matt	f	3-6	1-3	3-7	0	4	4	1	10	3	3	0	1	35
10	Nelson-Henry, Darien	c	7-11	0-0	2-2	5	4	9	3	16	2	4	3	0	37
03	Foreman, Darnell	g	2-6	2-3	5-8	0	8	8	3	11	4	2	0	2	33
11	Hicks, Tony	g	5-8	2-3	6-7	0	1	1	3	18	2	1	0	0	16
02	Woods, Antonio		4-7	1-3	2-2	0	3	3	4	11	0	1	0	1	32
15	Crocker, Camryn		0-1	0-1	0-0	0	2	2	1	0	0	2	0	0	6
21	Hanessian, Matt		0-0	0-0	0-0	1	2	3	2	0	0	1	0	0	6
34	Jones, Sam		4-7	3-6	0-0	0	2	2	2	11	3	1	0	0	23
	Team					1	3	4							
	Totals		26-51	9-19	18-26	10	33	43	24	79	15	18	3	4	200

FG % 1st Half: 16-31 51.6% 2nd half: 10-20 50.0% Game: 26-51 51.0%
3FG % 1st Half: 6-13 46.2% 2nd half: 3-6 50.0% Game: 9-19 47.4%
FT % 1st Half: 2-6 33.3% 2nd half: 16-20 80.0% Game: 18-26 69.2%
Deadball Rebounds 4

Binghamton 70 • 1-8

##	Player		Total FG-FGA	3-Ptr FG-FGA	FT-FTA	Rebounds Off	Def	Tot	PF	TP	A	TO	Blk	Stl	Min
21	Madray, Nick	f	2-5	2-3	2-2	0	0	0	1	8	0	0	0	0	14
42	Rodriguez, Willie	f	4-14	1-4	4-9	5	5	10	2	13	2	2	1	0	32
41	Perovic, Dusan	c	5-13	1-5	5-6	3	2	5	4	16	2	1	1	0	25
10	Yacob, Yosef	g	1-4	1-4	2-2	0	1	1	1	5	2	2	0	0	26
11	Walker, Romello	g	4-12	2-4	2-2	1	3	4	4	12	1	2	0	1	33
00	Waller, Karon		0-1	0-1	0-0	0	0	0	0	0	0	0	0	0	4
01	Beck II, Marlon		3-6	3-5	0-1	0	2	2	0	9	1	1	0	0	20
15	Ahearn, Bobby		0-0	0-0	1-2	1	3	4	4	1	0	1	1	1	20
25	McFadden, Justin		2-4	1-3	1-2	1	3	4	3	6	2	1	0	2	26
	Team					0	0	0							
	Totals		21-59	11-29	17-26	11	19	30	19	70	10	10	3	4	200

FG % 1st Half: 10-32 31.3% 2nd half: 11-27 40.7% Game: 21-59 35.6%
3FG % 1st Half: 6-17 35.3% 2nd half: 5-12 41.7% Game: 11-29 37.9%
FT % 1st Half: 8-10 80.0% 2nd half: 9-16 56.3% Game: 17-26 65.4%
Deadball Rebounds 3

Officials: Gary Pucino, Don McEvoy, Gary Duda
Technical fouls: Penn-TEAM. Binghamton-None.
Attendance: 3731

Score by periods	1st	2nd	Total
Penn	40	39	**79**
Binghamton	34	36	**70**

Game 10 Caldwell 63, Binghamton 52

Official Basketball Box Score -- Game Totals -- Final Statistics
Caldwell vs Binghamton
12/08/14 7 p.m. at Events Center, Vestal, N.Y.

Caldwell 63 • 6-4

##	Player		Total FG-FGA	3-Ptr FG-FGA	FT-FTA	Rebounds Off	Def	Tot	PF	TP	A	TO	Blk	Stl	Min
33	Billy McDonald	f	4-7	0-2	3-5	0	4	4	3	11	3	2	0	1	31
55	Michael Balkovic	f	4-9	0-1	3-4	0	3	3	0	11	0	0	0	1	27
03	Kevin Walker	g	4-9	1-3	7-7	0	6	6	2	16	2	2	0	0	29
05	Dawan Lighty	g	2-4	2-2	3-4	0	4	4	3	9	1	3	0	1	31
23	Brian Kenny	g	0-3	0-1	0-0	0	1	1	0	0	1	0	0	1	22
10	Salvatore Vitello		1-4	1-2	4-4	0	4	4	1	7	1	3	0	0	18
24	Tyler Drews		0-0	0-0	0-0	0	0	0	0	0	0	0	0	0	0+
34	Daniel Knight		2-4	0-0	2-2	1	1	2	0	6	0	0	0	0	20
43	Vincent O'Beirne		1-1	0-0	0-2	0	0	0	0	2	0	1	0	0	12
53	Austin Woods		0-0	0-0	1-2	0	3	3	1	1	0	0	0	0	10
	Team					2	4	6				1			
	Totals		18-41	4-11	23-30	3	30	33	10	63	8	12	0	4	200

FG % 1st Half: 9-21 42.9% 2nd half: 9-20 45.0% Game: 18-41 43.9%
3FG % 1st Half: 3-5 60.0% 2nd half: 1-6 16.7% Game: 4-11 36.4%
FT % 1st Half: 7-11 63.6% 2nd half: 16-19 84.2% Game: 23-30 76.7%
Deadball Rebounds 3

Binghamton 52 • 1-9

##	Player		Total FG-FGA	3-Ptr FG-FGA	FT-FTA	Rebounds Off	Def	Tot	PF	TP	A	TO	Blk	Stl	Min
21	Madray, Nick	f	6-13	3-8	0-0	0	10	10	4	15	1	2	1	0	30
42	Rodriguez, Willie	f	1-4	1-2	0-0	1	1	2	4	3	1	3	2	0	24
41	Perovic, Dusan	c	2-10	1-6	1-4	0	1	1	1	6	0	2	0	0	24
10	Yacob, Yosef	g	3-7	2-6	0-0	0	0	0	4	8	2	1	0	3	17
11	Walker, Romello	g	1-6	0-2	0-0	0	3	3	1	2	1	1	0	0	20
00	Waller, Karon		0-2	0-2	0-0	0	0	0	0	0	0	0	0	0	8
01	Beck II, Marlon		5-9	3-6	0-0	1	2	3	4	13	5	1	0	2	27
15	Ahearn, Bobby		0-0	0-0	0-0	1	4	5	1	0	0	1	0	0	11
25	McFadden, Justin		2-4	1-2	0-0	2	2	4	1	5	1	1	0	4	30
32	Williams, Jabrille		0-0	0-0	0-0	0	0	0	3	0	0	0	0	0	9
	Team					1	1	2							
	Totals		20-55	11-34	1-4	6	24	30	23	52	11	12	3	9	200

FG % 1st Half: 6-21 28.6% 2nd half: 14-34 41.2% Game: 20-55 36.4%
3FG % 1st Half: 3-14 21.4% 2nd half: 8-20 40.0% Game: 11-34 32.4%
FT % 1st Half: 1-2 50.0% 2nd half: 0-2 0.0% Game: 1-4 25.0%
Deadball Rebounds 2

Officials: Brian Dorsey, Darren Moran, David Fernandez
Technical fouls: Caldwell-None. Binghamton-None.
Attendance: 1621

Score by periods	1st	2nd	Total
Caldwell	28	35	**63**
Binghamton	16	36	**52**

Game 11 Colgate 65, Binghamton 44

Official Basketball Box Score -- Game Totals -- Final Statistics
Binghamton vs Colgate
12/11/14 7 p.m. at Hamilton, N.Y. (Cotterell Court)

Binghamton 44 • 1-10

##	Player		Total FG-FGA	3-Ptr FG-FGA	FT-FTA	Rebounds Off	Def	Tot	PF	TP	A	TO	Blk	Stl	Min
25	McFadden, Justin	f	1-3	0-0	1-1	0	0	0	5	3	1	3	2	0	25
41	Perovic, Dusan	f	7-14	2-4	0-0	1	2	3	1	16	0	3	0	1	32
42	Rodriguez, Willie	f	1-2	0-0	3-8	2	5	7	1	5	1	4	0	0	28
10	Yacob, Yosef	g	2-5	1-2	0-0	0	0	0	1	5	1	3	0	0	35
11	Walker, Romello	g	0-5	0-2	4-4	1	6	7	0	4	2	2	0	1	27
01	Beck II, Marlon		1-5	0-1	0-0	0	0	0	0	2	2	1	0	1	23
05	Richards, Magnus		0-0	0-0	0-0	0	0	0	0	0	0	1	0	0	3
15	Ahearn, Bobby		0-0	0-0	0-0	1	1	2	0	0	0	1	1	0	5
21	Madray, Nick		3-9	1-5	2-2	0	7	7	1	9	0	0	1	0	22
	Team					0	4	4							
	Totals		15-43	4-14	10-15	5	25	30	9	44	7	18	4	3	200

FG % 1st Half: 6-21 28.6% 2nd half: 9-22 40.9% Game: 15-43 34.9%
3FG % 1st Half: 1-6 16.7% 2nd half: 3-8 37.5% Game: 4-14 28.6%
FT % 1st Half: 3-4 75.0% 2nd half: 7-11 63.6% Game: 10-15 66.7%
Deadball Rebounds 2

Colgate 65 • 3-7

##	Player		Total FG-FGA	3-Ptr FG-FGA	FT-FTA	Rebounds Off	Def	Tot	PF	TP	A	TO	Blk	Stl	Min
22	McMullen, Matt	f	7-10	4-6	0-0	0	3	3	1	18	2	1	0	0	32
53	Jacobs, Ethan	c	3-8	0-1	0-0	2	2	4	3	6	2	1	0	1	21
01	Tillotson, Austin	g	0-4	0-1	0-0	0	4	4	0	0	10	2	0	1	35
04	Roh, Luke	g	6-9	0-0	2-4	1	6	7	0	14	2	1	0	0	33
25	Sherman-Newsome, Da	g	5-12	1-6	0-0	0	3	3	4	11	1	3	1	1	24
00	DeRiggs, Anthony		0-0	0-0	0-0	0	0	0	0	0	0	0	0	0	1
05	Moore, Pat		4-7	3-6	0-0	0	1	1	4	11	1	0	0	0	19
12	Ramon, Alex		0-1	0-0	0-0	0	0	0	1	0	0	2	0	1	9
30	O'Brien, Sean		0-1	0-1	0-1	0	1	1	1	0	1	0	0	0	9
32	Robertson, Jordan		2-3	1-1	0-0	0	1	1	0	5	0	0	0	0	8
33	Lane, Nic		0-0	0-0	0-0	0	0	0	0	0	0	0	0	0	1
34	Fenton, John		0-2	0-0	0-0	2	1	3	2	0	0	0	0	1	8
	Team					2	4	6							
	Totals		27-57	9-22	2-5	7	26	33	16	65	19	10	1	5	200

FG % 1st Half: 10-29 34.5% 2nd half: 17-28 60.7% Game: 27-57 47.4%
3FG % 1st Half: 4-12 33.3% 2nd half: 5-10 50.0% Game: 9-22 40.9%
FT % 1st Half: 2-2 100.0 2nd half: 0-3 0.0% Game: 2-5 40.0%
Deadball Rebounds 1

Officials: Jeffrey Anderson, Wallace Rutecki, Donnie Eppley
Technical fouls: Binghamton-None. Colgate-None.
Attendance: 473
Fouled out: McFadden (Binghamton) with 2:07 left in 2nd.

Score by periods	1st	2nd	Total
Binghamton	16	28	**44**
Colgate	26	39	**65**

Game 12 Boston College 63, Binghamton 49

Official Basketball Box Score -- Game Totals -- Final Statistics
Binghamton vs Boston College
12/14/14 1:02 p.m. at Silvio O. Conte Forum, Chestnut Hill, MA

Binghamton 49 • 1-11

##	Player		Total FG-FGA	3-Ptr FG-FGA	FT-FTA	Rebounds Off	Def	Tot	PF	TP	A	TO	Blk	Stl	Min
41	Perovic, Dusan	f	1-7	1-5	2-3	0	4	4	4	5	1	2	0	1	31
42	Rodriguez, Willie	f	2-5	0-1	1-1	0	1	1	3	5	1	0	0	0	15
10	Yacob, Yosef	g	1-9	0-3	3-3	1	3	4	2	5	0	2	0	0	25
11	Walker, Romello	g	2-7	1-4	4-5	0	3	3	3	9	2	1	0	1	35
25	McFadden, Justin	g	5-8	0-1	8-8	4	5	9	1	18	1	2	2	1	37
00	Waller, Karon		0-0	0-0	0-0	0	0	0	0	0	0	1	0	1	5
01	Beck II, Marlon		0-2	0-2	2-2	0	1	1	0	2	0	2	0	0	11
05	Richards, Magnus		0-0	0-0	0-0	0	0	0	1	0	0	0	0	0	1
15	Ahearn, Bobby		2-3	0-0	0-0	1	1	2	5	4	1	1	0	2	21
21	Madray, Nick		0-2	0-1	1-2	0	2	2	2	1	0	3	0	0	19
	Team					0	1	1				2			
	Totals		13-43	2-17	21-24	6	21	27	21	49	6	16	2	6	200

FG % 1st Half: 6-24 25.0% 2nd half: 7-19 36.8% Game: 13-43 30.2%
3FG % 1st Half: 1-6 16.7% 2nd half: 1-11 9.1% Game: 2-17 11.8%
FT % 1st Half: 5-6 83.3% 2nd half: 16-18 88.9% Game: 21-24 87.5%
Deadball Rebounds 0

Boston College 63 • 6-3

##	Player		Total FG-FGA	3-Ptr FG-FGA	FT-FTA	Rebounds Off	Def	Tot	PF	TP	A	TO	Blk	Stl	Min
22	Aaron Brown	f	5-9	2-6	4-6	0	3	3	4	16	2	3	0	0	28
24	Dennis Clifford	c	1-3	0-0	5-8	1	4	5	3	7	0	2	1	1	23
01	Batten,Dimitri	g	6-12	2-5	4-5	0	3	3	4	18	1	2	0	2	31
21	Olivier Hanlan	g	6-12	2-5	0-0	2	3	5	3	14	2	2	0	0	28
33	Patrick Heckmann	g	1-3	0-1	4-4	2	6	8	3	6	3	2	0	3	33
00	Owens,Garland		1-1	0-0	0-0	0	0	0	1	2	0	2	0	0	11
04	Odio,Eddie		0-0	0-0	0-0	1	2	3	2	0	1	1	0	0	5
10	Steve Perpiglia		0-0	0-0	0-0	0	0	0	0	0	0	0	0	0	1
11	Will Magarity		0-4	0-0	0-2	4	0	4	4	0	0	2	0	0	17
13	John Cain Carney		0-0	0-0	0-0	0	1	1	0	0	0	0	0	0	4
15	Sam Donahue		0-0	0-0	0-0	0	0	0	0	0	0	0	0	0	1
20	Lonnie Jackson		0-2	0-2	0-0	0	1	1	3	0	1	0	0	1	11
23	Alex Dragicevich		0-1	0-1	0-0	1	0	1	1	0	0	1	0	0	7
	Team					1	4	5							
	Totals		20-47	6-20	17-25	12	27	39	28	63	10	17	1	7	200

FG % 1st Half: 9-24 37.5% 2nd half: 11-23 47.8% Game: 20-47 42.6%
3FG % 1st Half: 2-8 25.0% 2nd half: 4-12 33.3% Game: 6-20 30.0%
FT % 1st Half: 12-16 75.0% 2nd half: 5-9 55.6% Game: 17-25 68.0%
Deadball Rebounds 2

Officials: Brian Dorsey, Tim Kelly, Anthony Franklin
Technical fouls: Binghamton-None. Boston College-None.
Attendance: 1876

Score by periods	1st	2nd	Total
Binghamton	18	31	**49**
Boston College	32	31	**63**

Game 13 St. Bonaventure 69, Binghamton 51

Official Basketball Box Score -- Game Totals -- Final Statistics
St. Bonaventure vs Binghamton
12/20/14 2 p.m. at Events Center, Vestal, N.Y.

St. Bonaventure 69 • 7-2

##	Player		Total FG-FGA	3-Ptr FG-FGA	FT-FTA	Rebounds Off	Def	Tot	PF	TP	A	TO	Blk	Stl	Min
21	WRIGHT, Dion	f	5-13	0-0	5-7	6	4	10	2	15	2	2	0	1	37
35	NDOYE, Youssou	c	3-9	0-0	1-1	4	9	13	2	7	2	1	2	0	32
03	POSLEY, Marcus	g	7-17	4-12	2-3	0	2	2	1	20	3	4	0	4	39
10	ADAMS, Jaylen	g	5-11	4-8	1-2	0	4	4	2	15	5	3	0	0	36
23	CUMBERBATCH, Andell	g	2-6	0-1	0-1	1	8	9	3	4	2	5	0	1	30
00	ALSTON, Iakeem		1-1	0-0	0-1	0	0	0	0	2	1	0	0	1	4
01	TAQQEE, Idris		2-3	0-0	0-0	0	1	1	1	4	0	0	0	1	6
12	GREGG, Denzel		1-1	0-0	0-0	0	1	1	1	2	0	2	0	0	8
15	DEES, Chris		0-1	0-0	0-0	1	2	3	1	0	0	0	0	1	8
	Team					2	0	2							
	Totals		26-62	8-21	9-15	14	31	45	13	69	15	17	2	9	200

FG % 1st Half: 10-31 32.3% 2nd half: 16-31 51.6% Game: 26-62 41.9%
3FG % 1st Half: 1-9 11.1% 2nd half: 7-12 58.3% Game: 8-21 38.1%
FT % 1st Half: 5-8 62.5% 2nd half: 4-7 57.1% Game: 9-15 60.0%
Deadball Rebounds 3

Binghamton 51 • 1-12

##	Player		Total FG-FGA	3-Ptr FG-FGA	FT-FTA	Rebounds Off	Def	Tot	PF	TP	A	TO	Blk	Stl	Min
42	Rodriguez, Willie	f	3-11	0-2	2-3	1	8	9	0	8	1	7	1	3	30
41	Perovic, Dusan	c	1-4	0-1	0-0	0	2	2	4	2	1	0	0	0	21
10	Yacob, Yosef	g	1-2	0-1	0-0	0	0	0	0	2	0	1	0	0	10
11	Walker, Romello	g	2-10	0-3	0-1	1	4	5	3	4	2	4	0	1	33
25	McFadden, Justin	g	2-7	0-3	5-5	1	5	6	4	9	2	3	0	2	38
01	Beck II, Marlon		2-5	1-2	1-2	0	0	0	1	6	3	3	0	2	30
15	Ahearn, Bobby		0-1	0-0	0-0	0	0	0	2	0	1	1	0	0	8
21	Madray, Nick		9-13	2-3	0-0	2	4	6	1	20	0	1	2	0	30
	Team					0	2	2							
	Totals		20-53	3-15	8-11	5	25	30	15	51	10	20	3	8	200

FG % 1st Half: 10-24 41.7% 2nd half: 10-29 34.5% Game: 20-53 37.7%
3FG % 1st Half: 1-6 16.7% 2nd half: 2-9 22.2% Game: 3-15 20.0%
FT % 1st Half: 1-1 100.0 2nd half: 7-10 70.0% Game: 8-11 72.7%
Deadball Rebounds 0

Officials: Kevin Ferguson, Gary Tracy, John Corso
Technical fouls: St. Bonaventure-None. Binghamton-None.
Attendance: 3213

Score by periods	1st	2nd	Total
St. Bonaventure	26	43	**69**
Binghamton	22	29	**51**

Game 14 Mount St. Mary's (Md.) 69, Binghamton 68

Official Basketball Box Score -- Game Totals -- Final Statistics
Binghamton vs Mount St. Mary's
12/22/14 7 PM at Emmitsburg, Md. (Knott Arena)

Binghamton 68 • 1-13

##	Player		Total FG-FGA	3-Ptr FG-FGA	FT-FTA	Rebounds Off	Def	Tot	PF	TP	A	TO	Blk	Stl	Min
25	McFadden, Justin	f	3-4	1-1	2-4	2	3	5	5	9	2	3	0	2	36
41	Perovic, Dusan	f	6-7	3-3	0-1	0	2	2	2	15	1	3	0	1	29
42	Rodriguez, Willie	f	8-11	1-1	8-10	3	4	7	3	25	0	3	1	1	31
01	Beck II, Marlon	g	3-6	2-4	0-0	1	3	4	4	8	3	3	0	0	38
11	Walker, Romello	g	3-8	0-1	1-4	0	2	2	2	7	1	4	0	1	29
00	Waller, Karon		0-0	0-0	0-0	0	1	1	0	0	0	1	1	0	8
10	Yacob, Yosef		0-3	0-3	0-0	0	1	1	0	0	0	2	0	1	18
15	Ahearn, Bobby		2-5	0-0	0-0	2	0	2	1	4	0	1	0	0	11
	Team					0	4	4							
	Totals		25-44	7-13	11-19	8	20	28	17	68	8	20	1	6	200

FG % 1st Half: 11-19 57.9% 2nd half: 14-25 56.0% Game: 25-44 56.8%
3FG % 1st Half: 2-5 40.0% 2nd half: 5-8 62.5% Game: 7-13 53.8%
FT % 1st Half: 1-2 50.0% 2nd half: 10-17 58.8% Game: 11-19 57.9%
Deadball Rebounds 1

Mount St. Mary's 69 • 4-6

##	Player		Total FG-FGA	3-Ptr FG-FGA	FT-FTA	Rebounds Off	Def	Tot	PF	TP	A	TO	Blk	Stl	Min
13	KRAJINA, Kristijan	f	5-10	1-2	3-4	3	1	4	3	14	1	2	0	2	34
30	SMEATHERS, Andrew	f	1-6	1-5	4-4	1	5	6	4	7	3	2	0	0	25
01	SALLAH, Mawdo	c	0-0	0-0	0-0	1	0	1	3	0	0	0	0	0	11
00	MARTIN, Chris	g	8-15	2-8	0-0	2	6	8	1	18	2	2	0	1	30
03	ROBINSON, Junior	g	4-9	2-4	2-3	0	1	1	2	12	5	3	0	2	29
04	NWANDU, Khalid		4-5	0-0	0-0	2	1	3	0	8	0	2	0	0	16
11	MILLER, Will		2-8	2-6	0-0	1	2	3	2	6	1	1	0	1	23
12	GLOVER, Charles		0-1	0-0	0-0	1	0	1	1	0	0	1	0	0	9
35	WRAY, Chris		1-1	0-0	0-2	2	0	2	3	2	0	0	0	1	6
50	DANAHER, Taylor		0-3	0-0	2-2	2	1	3	4	2	1	1	0	1	17
	Team					1	0	1							
	Totals		25-58	8-25	11-15	16	17	33	23	69	13	14	0	8	200

FG % 1st Half: 12-32 37.5% 2nd half: 13-26 50.0% Game: 25-58 43.1%
3FG % 1st Half: 4-13 30.8% 2nd half: 4-12 33.3% Game: 8-25 32.0%
FT % 1st Half: 4-6 66.7% 2nd half: 7-9 77.8% Game: 11-15 73.3%
Deadball Rebounds 1,1

Officials: Rob Markovich, Brandon Williams, King Whetstone
Technical fouls: Binghamton-None. Mount St. Mary's-None.
Attendance: 1460

Score by periods	1st	2nd	Total
Binghamton	25	43	**68**
Mount St. Mary's	32	37	**69**

Game 15 Buffalo 76, Binghamton 50

Official Basketball Box Score -- Game Totals -- Final Statistics
Buffalo vs Binghamton
12/30/14 7 p.m. at Events Center, Vestal, N.Y.

Buffalo 76 • 8-3

##	Player		Total FG-FGA	3-Ptr FG-FGA	FT-FTA	Rebounds Off	Def	Tot	PF	TP	A	TO	Blk	Stl	Min
02	REGAN, Will	f	4-11	4-10	2-4	1	4	5	0	14	1	0	0	0	32
23	MOSS, Justin	f	6-8	0-0	4-6	2	3	5	4	16	2	2	1	1	24
01	BEARDEN, Lamonte	g	1-8	0-2	2-4	0	2	2	4	4	3	0	0	4	28
11	EVANS, Shannon	g	3-7	3-6	5-6	3	7	10	2	14	10	2	0	0	36
20	WIGGINTON, Rodell	g	6-13	2-4	0-0	5	6	11	1	14	2	1	0	0	31
03	FRASCO, Bobby		0-0	0-0	0-0	0	0	0	0	0	0	0	0	0	2
24	PINO, Christian		0-0	0-0	2-2	0	0	0	2	2	0	0	0	0	2
31	JOHNSON, Raheem		0-1	0-0	1-2	1	2	3	3	1	0	1	1	0	20
35	FORD, Xavier		4-9	0-2	3-4	0	4	4	2	11	0	1	0	2	25
	Team					2	2	4							
	Totals		24-57	9-24	19-28	14	30	44	18	76	18	7	2	7	200

FG % 1st Half: 14-28 50.0% 2nd half: 10-29 34.5% Game: 24-57 42.1%
3FG % 1st Half: 6-13 46.2% 2nd half: 3-11 27.3% Game: 9-24 37.5%
FT % 1st Half: 6-6 100.0 2nd half: 13-22 59.1% Game: 19-28 67.9%
Deadball Rebounds 3

Binghamton 50 • 1-14

##	Player		Total FG-FGA	3-Ptr FG-FGA	FT-FTA	Rebounds Off	Def	Tot	PF	TP	A	TO	Blk	Stl	Min
42	Rodriguez, Willie	f	5-14	2-5	2-3	1	2	3	0	14	0	3	1	0	34
15	Ahearn, Bobby	c	5-6	0-0	2-2	3	3	6	3	12	0	3	1	0	32
01	Beck II, Marlon	g	1-6	0-4	0-0	0	3	3	2	2	3	2	1	2	28
11	Walker, Romello	g	1-5	0-1	2-4	1	1	2	1	4	2	0	0	0	18
25	McFadden, Justin	g	1-6	0-2	1-2	1	4	5	5	3	4	2	0	1	33
00	Waller, Karon		1-7	1-5	0-1	0	4	4	2	3	1	0	0	0	25
05	Richards, Magnus		1-3	0-0	0-0	0	3	3	3	2	0	1	0	0	11
10	Yacob, Yosef		2-3	2-3	2-2	0	0	0	3	8	1	0	0	0	11
12	Rinaldi, John		0-0	0-0	0-0	0	1	1	0	0	0	0	0	0	2
32	Williams, Jabrille		1-2	0-0	0-0	0	3	3	2	2	0	0	0	0	6
	Team					0	0	0							
	Totals		18-52	5-20	9-14	6	24	30	21	50	11	11	3	3	200

FG % 1st Half: 8-25 32.0% 2nd half: 10-27 37.0% Game: 18-52 34.6%
3FG % 1st Half: 2-10 20.0% 2nd half: 3-10 30.0% Game: 5-20 25.0%
FT % 1st Half: 3-4 75.0% 2nd half: 6-10 60.0% Game: 9-14 64.3%
Deadball Rebounds 3,1

Officials: Andrew Maira, Rob Riley, Chris Ogden
Technical fouls: Buffalo-None. Binghamton-None.
Attendance: 3534

Score by periods	1st	2nd	Total
Buffalo	40	36	**76**
Binghamton	21	29	**50**

Game 16 UMass Lowell 50, Binghamton 40

Official Basketball Box Score -- Game Totals -- Final Statistics
Binghamton vs UMass Lowell
01/02/15 7 p.m. at Lowell, Mass. (Costello Athletic Center)

Binghamton 40 • 1-15, 0-1

##	Player		Total FG-FGA	3-Ptr FG-FGA	FT-FTA	Rebounds Off	Def	Tot	PF	TP	A	TO	Blk	Stl	Min
01	Beck II, Marlon	*	0-2	0-2	1-2	0	3	3	4	1	4	6	0	1	33
11	Walker, Romello	*	6-13	0-4	2-3	0	2	2	2	14	0	4	0	4	32
15	Ahearn, Bobby	*	1-1	0-0	0-0	0	0	0	2	2	0	0	0	0	19
25	McFadden, Justin	*	0-1	0-0	3-4	1	2	3	3	3	1	1	0	1	26
42	Rodriguez, Willie	*	1-3	1-1	0-0	0	3	3	3	3	1	7	0	2	26
00	Waller, Karon		1-2	0-1	2-2	1	6	7	1	4	0	0	0	1	14
05	Richards, Magnus		1-2	0-0	2-2	1	0	1	0	4	1	0	0	0	7
10	Yacob, Yosef		0-1	0-1	0-0	0	0	0	0	0	0	1	0	3	12
41	Perovic, Dusan		4-17	1-8	0-1	0	5	5	1	9	0	4	0	1	31
	Team					1	1	2							
	Totals		14-42	2-17	10-14	4	22	26	16	40	7	23	0	13	200

FG % 1st Half: 9-25 36.0% 2nd half: 5-17 29.4% Game: 14-42 33.3%
3FG % 1st Half: 2-9 22.2% 2nd half: 0-8 0.0% Game: 2-17 11.8%
FT % 1st Half: 3-5 60.0% 2nd half: 7-9 77.8% Game: 10-14 71.4%
Deadball Rebounds 1

UMass Lowell 50 • 7-6, 1-0

##	Player		Total FG-FGA	3-Ptr FG-FGA	FT-FTA	Rebounds Off	Def	Tot	PF	TP	A	TO	Blk	Stl	Min
04	HOLLEY, Chad	*	2-7	1-5	4-4	0	2	2	4	9	2	4	0	2	35
10	THOMAS, Jahad	*	7-13	0-0	1-2	2	6	8	2	15	1	4	0	2	36
13	BANEGAS-FLORES,Mar	*	1-6	0-5	2-2	1	3	4	0	4	2	4	0	3	30
23	WELDON, Kerry	*	1-1	0-0	0-0	0	5	5	3	2	1	3	0	1	12
30	CORNELIUS, Mark	*	1-4	0-3	0-0	0	2	2	1	2	1	0	0	0	10
00	CRAWFORD, Lance		4-4	1-1	0-0	0	2	2	3	9	2	3	0	0	25
11	MLACHNIK, DJ		1-3	1-3	0-0	0	3	3	2	3	0	0	0	0	20
22	HARRIS, Matt		0-0	0-0	0-0	0	0	0	0	0	0	0	0	0	2
24	LIVINGSTON, Tyler		0-2	0-2	0-0	0	0	0	1	0	0	0	0	0	8
35	SCHAUB, Brad		2-3	2-3	0-0	0	2	2	0	6	0	5	0	1	22
	Team					0	2	2							
	Totals		19-43	5-22	7-8	3	27	30	16	50	9	23	0	9	200

FG % 1st Half: 9-23 39.1% 2nd half: 10-20 50.0% Game: 19-43 44.2%
3FG % 1st Half: 2-13 15.4% 2nd half: 3-9 33.3% Game: 5-22 22.7%
FT % 1st Half: 0-0 0.0% 2nd half: 7-8 87.5% Game: 7-8 87.5%
Deadball Rebounds 0

Officials: James Grady (R), Joe Smoot (U1), Doug Grant (U2)
Technical fouls: Binghamton-McFadden, Justin. UMass Lowell-WELDON, Kerry.
Attendance: 1021

Score by periods	1st	2nd	Total
Binghamton	23	17	**40**
UMass Lowell	20	30	**50**

Game 17 Hartford 69, Binghamton 59

Official Basketball Box Score -- Game Totals -- Final Statistics
Binghamton vs HARTFORD
01/07/15 7:00pm at West Hartford, CT (Chase Family Arena)

Binghamton 59 • 1-16, 0-2 AE

##	Player		Total FG-FGA	3-Ptr FG-FGA	FT-FTA	Rebounds Off	Def	Tot	PF	TP	A	TO	Blk	Stl	Min
42	Rodriguez, Willie	f	5-8	0-2	0-0	0	5	5	4	10	1	4	0	0	35
15	Ahearn, Bobby	c	3-3	0-0	0-0	1	2	3	5	6	0	5	1	1	23
01	Beck II, Marlon	g	6-10	2-6	2-4	2	1	3	1	16	3	3	0	1	32
11	Walker, Romello	g	8-12	1-2	0-2	2	3	5	4	17	1	3	0	2	36
25	McFadden, Justin	g	0-2	0-0	3-5	0	3	3	3	3	5	0	0	2	34
00	Waller, Karon		0-1	0-1	0-0	0	1	1	1	0	0	0	0	0	7
05	Richards, Magnus		1-4	0-0	3-7	1	3	4	4	5	0	1	1	0	16
10	Yacob, Yosef		1-4	0-2	0-0	0	0	0	1	2	1	0	0	1	15
12	Rinaldi, John		0-0	0-0	0-0	0	0	0	1	0	0	0	0	0	2
	Team					2	1	3				1			
	Totals		24-44	3-13	8-18	8	19	27	24	59	11	17	2	7	200

FG % 1st Half: 10-22 45.5% 2nd half: 14-22 63.6% Game: 24-44 54.5%
3FG % 1st Half: 1-6 16.7% 2nd half: 2-7 28.6% Game: 3-13 23.1%
FT % 1st Half: 3-6 50.0% 2nd half: 5-12 41.7% Game: 8-18 44.4%
Deadball Rebounds 5,2

HARTFORD 69 • 8-7, 1-1 AE

##	Player		Total FG-FGA	3-Ptr FG-FGA	FT-FTA	Rebounds Off	Def	Tot	PF	TP	A	TO	Blk	Stl	Min
01	NWAKAMMA, Mark	f	6-8	0-0	6-12	4	8	12	2	18	1	3	1	1	32
43	SIKMA, Nate	f	1-2	1-2	0-0	0	1	1	3	3	5	3	0	0	16
04	WROE, Corban	g	7-10	4-6	0-0	3	3	6	2	18	3	2	0	2	40-
11	DYSON, Taylor	g	1-6	0-3	3-3	0	1	1	1	5	0	1	0	0	26
15	MOORE II, Yolonzo	g	5-11	2-6	1-2	0	1	1	3	13	1	2	0	1	36
00	COLE, Wes		1-5	1-5	2-2	0	0	0	0	5	0	1	0	1	15
02	GRAHAM, Justin		0-2	0-1	2-2	0	2	2	0	2	0	0	0	0	9
10	CARROLL, John		1-3	0-0	0-0	1	0	1	2	2	0	0	0	0	15
14	WEIR, Dougal		0-0	0-0	0-0	0	0	0	0	0	0	0	0	0	0+
21	HOBBS, Jack		1-3	1-3	0-0	0	1	1	2	3	0	0	0	1	10
50	SCHNECK, Jamie		0-0	0-0	0-0	0	0	0	0	0	0	0	0	0	1
	Team					2	0	2				1			
	Totals		23-50	9-26	14-21	10	17	27	15	69	10	13	1	6	200

FG % 1st Half: 10-23 43.5% 2nd half: 13-27 48.1% Game: 23-50 46.0%
3FG % 1st Half: 4-10 40.0% 2nd half: 5-16 31.3% Game: 9-26 34.6%
FT % 1st Half: 4-5 80.0% 2nd half: 10-16 62.5% Game: 14-21 66.7%
Deadball Rebounds 3

Officials: Earl Walton, Evon Burroughs, Tom Regan
Technical fouls: Binghamton-Walker, Romello. HARTFORD-None.
Attendance: 1009
Replay 2:01 1st reviews foul on BING 11-Walker; deadball tech foul assessed.
HART 1-Nwakamma passes Morgan Sabia for 5th on all-time scoring list with FG with 19:28 left in the 2nd half.

Score by periods	1st	2nd	Total
Binghamton	24	35	**59**
HARTFORD	28	41	**69**

Game 18 Binghamton 65, Maine 46

Official Basketball Box Score -- Game Totals -- Final Statistics
Maine vs Binghamton
01/10/15 2:15 p.m. at Events Center, Vestal, N.Y.

Maine 46 • 1-14, 0-3 AE

##	Player		Total FG-FGA	3-Ptr FG-FGA	FT-FTA	Rebounds Off	Def	Tot	PF	TP	A	TO	Blk	Stl	Min
25	Gloger, Till	f	6-9	0-0	4-5	2	6	8	3	16	0	1	1	1	31
55	Beal, Garet	f	3-4	2-3	0-0	1	4	5	4	8	4	1	0	0	28
01	Calixte, Aaron	g	0-3	0-2	0-0	0	2	2	2	0	0	2	0	0	25
10	Lawton, Shaun	g	2-8	0-4	1-3	0	6	6	2	5	5	8	0	2	39
22	Melmed, Garvey	g	0-2	0-2	0-0	1	0	1	1	0	0	0	0	0	12
03	Ejiga, Christian		0-2	0-0	0-0	1	2	3	2	0	0	0	0	0	10
05	Valjarevic, Zarko		4-11	2-6	0-0	0	1	1	3	10	1	1	0	1	31
11	Nissen, Erik		0-0	0-0	0-2	0	0	0	1	0	0	0	0	0	2
31	Reid-Knight, Troy		3-5	1-3	0-2	0	0	0	1	7	1	3	0	2	22
	Team					0	1	1				1			
	Totals		18-44	5-20	5-12	5	22	27	19	46	11	17	1	6	200

FG % 1st Half: 12-23 52.2% 2nd half: 6-21 28.6% Game: 18-44 40.9%
3FG % 1st Half: 3-11 27.3% 2nd half: 2-9 22.2% Game: 5-20 25.0%
FT % 1st Half: 3-5 60.0% 2nd half: 2-7 28.6% Game: 5-12 41.7%
Deadball Rebounds 3

Binghamton 65 • 2-16, 1-2 AE

##	Player		Total FG-FGA	3-Ptr FG-FGA	FT-FTA	Rebounds Off	Def	Tot	PF	TP	A	TO	Blk	Stl	Min
25	McFadden, Justin	f	5-8	2-3	4-6	2	3	5	2	16	5	2	0	1	36
42	Rodriguez, Willie	f	8-14	0-1	3-6	2	4	6	2	19	0	2	1	4	33
15	Ahearn, Bobby	c	2-4	0-0	0-4	6	6	12	4	4	0	1	0	3	32
01	Beck II, Marlon	g	1-7	1-4	2-2	0	2	2	2	5	2	0	0	0	33
11	Walker, Romello	g	8-15	1-2	1-1	2	6	8	0	18	0	1	0	1	35
00	Waller, Karon		0-2	0-1	1-2	0	1	1	0	1	0	0	0	1	7
05	Richards, Magnus		0-2	0-0	0-0	1	1	2	3	0	0	1	0	0	8
10	Yacob, Yosef		0-6	0-4	2-2	0	0	0	0	2	0	1	0	3	16
12	Rinaldi, John		0-0	0-0	0-0	0	0	0	0	0	0	0	0	0	0+
	Team					3	2	5							
	Totals		24-58	4-15	13-23	16	25	41	13	65	7	8	1	13	200

FG % 1st Half: 11-29 37.9% 2nd half: 13-29 44.8% Game: 24-58 41.4%
3FG % 1st Half: 3-9 33.3% 2nd half: 1-6 16.7% Game: 4-15 26.7%
FT % 1st Half: 4-9 44.4% 2nd half: 9-14 64.3% Game: 13-23 56.5%
Deadball Rebounds 6

Officials: Jeff Plunkett, Gary Tracy, Leon Sandiford
Technical fouls: Maine-None. Binghamton-None.
Attendance: 2547

Score by periods	1st	2nd	Total
Maine	30	16	**46**
Binghamton	29	36	**65**

Game 19 Albany , Binghamton 54

Official Basketball Box Score -- Game Totals -- Final Statistics
Binghamton vs UAlbany
01/14/15 7:02 pm at SEFCU Arena, Albany, N.Y.

Binghamton 58 • 2-17, 1-3 AE

##	Player		Total FG-FGA	3-Ptr FG-FGA	FT-FTA	Rebounds Off	Def	Tot	PF	TP	A	TO	Blk	Stl	Min
15	Ahearn, Bobby	f	5-7	0-0	2-2	3	4	7	4	12	2	1	2	0	36
42	Rodriguez, Willie	f	3-12	0-5	2-4	1	0	1	4	8	1	3	0	1	35
01	Beck II, Marlon	g	7-11	6-8	0-0	0	3	3	2	20	1	3	0	0	37
11	Walker, Romello	g	3-8	0-0	1-1	3	0	3	2	7	2	2	0	0	32
25	McFadden, Justin	g	1-8	0-1	3-3	1	7	8	4	5	2	1	0	0	27
00	Waller, Karon		0-0	0-0	0-0	0	0	0	0	0	0	1	0	1	9
05	Richards, Magnus		1-1	0-0	0-0	0	1	1	0	2	0	1	0	0	7
10	Yacob, Yosef		1-3	1-3	1-2	0	0	0	1	4	1	0	0	0	17
	Team					2	3	5							
	Totals		21-50	7-17	9-12	10	18	28	17	58	9	12	2	2	200

FG % 1st Half: 7-20 35.0% 2nd half: 14-30 46.7% Game: 21-50 42.0%
3FG % 1st Half: 1-4 25.0% 2nd half: 6-13 46.2% Game: 7-17 41.2%
FT % 1st Half: 3-4 75.0% 2nd half: 6-8 75.0% Game: 9-12 75.0%
Deadball Rebounds 0

UAlbany 73 • 9-7, 4-0 AE

##	Player		Total FG-FGA	3-Ptr FG-FGA	FT-FTA	Rebounds Off	Def	Tot	PF	TP	A	TO	Blk	Stl	Min
14	Sam Rowley	f	6-12	0-0	2-2	1	2	3	2	14	1	1	0	1	32
22	Dave Wiegmann	c	0-1	0-0	0-2	1	2	3	1	0	0	1	0	0	13
00	Anthony Odunsi	g	2-7	0-3	4-4	1	3	4	1	8	7	1	1	2	36
01	Ray Sanders	g	3-6	1-2	4-4	3	2	5	2	11	1	1	0	0	28
12	Peter Hooley	g	5-12	4-8	2-2	0	3	3	0	16	3	1	0	1	38
10	Michael Rowley		4-5	0-0	5-6	3	5	8	3	13	1	0	0	1	27
24	Dallas Ennema		1-3	1-2	0-0	0	0	0	1	3	0	0	0	0	6
25	Wheeler Baker		3-7	2-4	0-0	0	2	2	0	8	0	1	0	0	13
43	Greig Stire		0-1	0-0	0-0	0	1	1	0	0	0	0	0	0	7
	Team					4	2	6				1			
	Totals		24-54	8-19	17-20	13	22	35	10	73	13	7	1	5	200

FG % 1st Half: 14-28 50.0% 2nd half: 10-26 38.5% Game: 24-54 44.4%
3FG % 1st Half: 3-10 30.0% 2nd half: 5-9 55.6% Game: 8-19 42.1%
FT % 1st Half: 3-5 60.0% 2nd half: 14-15 93.3% Game: 17-20 85.0%
Deadball Rebounds 2

Officials: Bill Laubenstein, Kevin Ferguson, Greg Durrah
Technical fouls: Binghamton-None. UAlbany-None.
Attendance: 2617

Score by periods	1st	2nd	Total
Binghamton	18	40	**58**
UAlbany	34	39	**73**

Game 20 New Hampshire 73, Binghamton 66 (OT)

Official Basketball Box Score -- Game Totals -- Final Statistics
New Hampshire vs Binghamton
01/17/15 2 p.m. at Events Center, Vestal, N.Y.

New Hampshire 73 • 9-9, 2-3 AE

##	Player		Total FG-FGA	3-Ptr FG-FGA	FT-FTA	Rebounds Off	Def	Tot	PF	TP	A	TO	Blk	Stl	Min
03	Jacoby Armstrong	f	6-10	0-0	0-2	2	3	5	5	12	2	3	0	1	29
21	Tanner Leissner	f	5-15	2-5	5-9	1	8	9	4	17	2	1	1	0	42
00	Jaleen Smith	g	4-6	0-0	5-5	2	6	8	3	13	7	8	0	1	42
05	Daniel Dion	g	0-4	0-1	0-0	0	1	1	3	0	1	2	0	0	23
30	Joe Bramanti	g	4-5	0-0	2-3	0	8	8	4	10	1	6	0	0	28
11	Tommy McDonnell		0-0	0-0	0-0	0	1	1	1	0	0	0	0	0	1
12	Frank Okeke		1-2	1-2	2-2	0	3	3	0	5	0	0	0	0	19
20	Matt Miller		5-6	3-4	3-4	0	7	7	3	16	1	2	0	0	31
23	Ronnel Jordan		0-0	0-0	0-0	1	0	1	1	0	0	0	0	0	10
	Team					1	1	2							
	Totals		25-48	6-12	17-25	7	38	45	24	73	14	22	1	2	225

FG % 1st Half: 11-24 45.8% 2nd half: 10-20 50.0% OT: 4-4 100.0 Game: 25-48 52.1%
3FG % 1st Half: 4-6 66.7% 2nd half: 2-6 33.3% OT: 0-0 0.0% Game: 6-12 50.0%
FT % 1st Half: 2-2 100.0 2nd half: 10-15 66.7% OT: 5-8 62.5% Game: 17-25 68.0%
Deadball Rebounds 4

Binghamton 66 • 2-18, 1-4 AE

##	Player		Total FG-FGA	3-Ptr FG-FGA	FT-FTA	Rebounds Off	Def	Tot	PF	TP	A	TO	Blk	Stl	Min
15	Ahearn, Bobby	f	3-5	0-0	2-5	3	4	7	5	8	0	1	0	2	33
25	McFadden, Justin	f	3-7	1-2	5-6	1	2	3	5	12	1	1	3	3	37
42	Rodriguez, Willie	f	4-11	0-2	3-6	1	8	9	3	11	0	2	0	2	38
01	Beck II, Marlon	g	4-13	1-5	2-2	0	2	2	0	11	3	0	0	1	41
11	Walker, Romello	g	5-14	1-7	1-5	0	3	3	4	12	1	3	0	3	40
00	Waller, Karon		0-0	0-0	0-0	0	0	0	1	0	1	0	0	0	3
05	Richards, Magnus		1-2	0-0	0-1	0	0	0	5	2	0	1	1	0	9
10	Yacob, Yosef		2-5	1-3	5-6	1	1	2	0	10	1	2	0	0	20
12	Rinaldi, John		0-0	0-0	0-0	0	0	0	1	0	0	0	0	0	4
	Team					1	0	1				1			
	Totals		22-57	4-19	18-31	7	20	27	24	66	7	11	4	11	225

FG % 1st Half: 9-26 34.6% 2nd half: 12-25 48.0% OT: 1-6 16.7% Game: 22-57 38.6%
3FG % 1st Half: 1-9 11.1% 2nd half: 3-8 37.5% OT: 0-2 0.0% Game: 4-19 21.1%
FT % 1st Half: 10-12 83.3% 2nd half: 4-9 44.4% OT: 4-10 40.0% Game: 18-31 58.1%
Deadball Rebounds 3

Officials: Robert Adams, John Croso, Gary Duda
Technical fouls: New Hampshire-None. Binghamton-None.
Attendance: 1761

Score by periods	1st	2nd	OT	Total
New Hampshire	28	32	13	**73**
Binghamton	29	31	6	**66**

Game 21 Vermont 64, Binghamton 44

Official Basketball Box Score -- Game Totals -- Final Statistics
Binghamton vs Vermont
01/19/15 7:00 pm at Patrick Gym - Burlington, Vt.

Binghamton 44 • 2-19, 1-5 AE

##	Player		Total FG-FGA	3-Ptr FG-FGA	FT-FTA	Rebounds Off	Def	Tot	PF	TP	A	TO	Blk	Stl	Min
01	Beck II, Marlon	*	2-9	1-5	0-0	0	3	3	2	5	2	1	0	0	32
11	Walker, Romello	*	4-11	0-2	1-2	2	3	5	1	9	1	1	1	1	30
15	Ahearn, Bobby	*	0-2	0-0	1-2	0	2	2	5	1	0	1	0	1	13
25	McFadden, Justin	*	1-5	0-0	4-5	1	0	1	4	6	2	0	0	0	33
42	Rodriguez, Willie	*	5-12	1-2	1-1	0	7	7	3	12	0	2	1	2	36
00	Waller, Karon		1-3	1-1	0-0	1	1	2	0	3	0	0	0	1	9
05	Richards, Magnus		1-1	0-0	1-2	0	1	1	2	3	0	3	1	1	10
10	Yacob, Yosef		1-2	0-1	1-1	0	0	0	3	3	1	2	0	0	33
12	Rinaldi, John		1-2	0-0	0-0	0	0	0	0	2	0	0	0	0	2
32	Williams, Jabrille		0-0	0-0	0-0	0	1	1	0	0	0	1	0	0	2
	Team					4	2	6							
	Totals		16-47	3-11	9-13	8	20	28	20	44	6	11	3	6	200

FG % 1st Half: 7-22 31.8% 2nd half: 9-25 36.0% Game: 16-47 34.0%
3FG % 1st Half: 2-6 33.3% 2nd half: 1-5 20.0% Game: 3-11 27.3%
FT % 1st Half: 8-11 72.7% 2nd half: 1-2 50.0% Game: 9-13 69.2%

Deadball Rebounds 2,1

Vermont 64 • 10-8, 5-0 AE

##	Player		Total FG-FGA	3-Ptr FG-FGA	FT-FTA	Rebounds Off	Def	Tot	PF	TP	A	TO	Blk	Stl	Min
02	Bell-Haynes, Trae	*	2-7	0-0	3-3	0	4	4	2	7	2	2	0	0	29
05	Harold, Hector	*	2-3	1-2	4-4	1	0	1	4	9	0	3	1	0	16
24	Wills, Dre	*	2-7	0-2	3-4	2	2	4	1	7	2	0	2	5	30
32	O'Day, Ethan	*	4-10	0-0	4-5	2	3	5	2	12	2	1	2	0	25
34	Steidl, Kurt	*	2-4	1-3	2-2	0	3	3	2	7	0	1	2	1	26
00	Hatton, Brandon		0-1	0-1	0-0	0	0	0	0	0	0	0	0	1	9
01	McRoberts, Zach		3-8	0-1	2-2	5	6	11	0	8	2	1	0	0	27
04	Urso, David		0-1	0-0	0-0	0	0	0	0	0	0	0	0	0	2
14	Ward, Cam		1-3	1-3	0-0	0	1	1	1	3	1	0	0	0	15
15	Kilpatrick, Brendan		3-5	0-0	3-3	2	4	6	1	9	0	1	1	0	17
25	Urquhart, Drew		1-3	0-1	0-0	0	1	1	0	2	0	0	1	0	4
	Team					1	1	2							
	Totals		20-52	3-13	21-23	13	25	38	13	64	9	9	9	7	200

FG % 1st Half: 11-26 42.3% 2nd half: 9-26 34.6% Game: 20-52 38.5%
3FG % 1st Half: 2-8 25.0% 2nd half: 1-5 20.0% Game: 3-13 23.1%
FT % 1st Half: 10-11 90.9% 2nd half: 11-12 91.7% Game: 21-23 91.3%

Deadball Rebounds 0

Officials: Paul Faia, Dan Anderson, Nathan Farrell
Technical fouls: Binghamton-None. Vermont-None.
Attendance: 2071

Score by periods	1st	2nd	Total
Binghamton	24	20	**44**
Vermont	34	30	**64**

Game 22 Stony Brook 61, Binghamton 54

Official Basketball Box Score -- Game Totals -- Final Statistics
Stony Brook vs Binghamton
01/25/15 2 p.m. at Events Center, Vestal, N.Y.

Stony Brook 61 • 14-8, 5-2 AE

##	Player		Total FG-FGA	3-Ptr FG-FGA	FT-FTA	Rebounds Off	Def	Tot	PF	TP	A	TO	Blk	Stl	Min
21	McGrew, Rayshaun	f	1-4	0-0	0-2	1	5	6	2	2	1	2	0	1	26
24	Nyama, Roland	f	1-4	0-2	1-2	1	1	2	3	3	1	0	0	2	15
20	Warney, Jameel	c	4-8	0-0	1-4	5	9	14	2	9	1	1	3	1	34
10	Puriefoy, Carson	g	7-13	3-7	10-13	0	3	3	1	27	4	1	2	1	34
33	Burnett, Ryan	g	1-4	1-2	0-0	1	0	1	4	3	0	1	0	0	19
01	Thrower, Deshaun		1-3	1-2	0-0	0	0	0	0	3	0	0	0	0	10
03	Mitchell, Kameron		4-8	3-4	0-0	2	0	2	2	11	2	2	0	1	27
12	Sturdivant, Tyrell		0-0	0-0	0-0	0	3	3	3	0	0	1	0	0	11
22	Sekunda, Bryan		1-4	1-3	0-0	0	0	0	0	3	1	3	0	3	16
32	Petras, Jakub		0-0	0-0	0-0	0	0	0	0	0	0	0	0	0	2
35	King, Scott		0-0	0-0	0-0	0	0	0	1	0	0	0	0	0	6
	Team					2	1	3							
	Totals		20-48	9-20	12-21	12	22	34	18	61	10	11	5	9	200

FG % 1st Half: 9-20 45.0% 2nd half: 11-28 39.3% Game: 20-48 41.7%
3FG % 1st Half: 5-11 45.5% 2nd half: 4-9 44.4% Game: 9-20 45.0%
FT % 1st Half: 9-14 64.3% 2nd half: 3-7 42.9% Game: 12-21 57.1%

Deadball Rebounds 2,1

Binghamton 54 • 2-20, 1-6 AE

##	Player		Total FG-FGA	3-Ptr FG-FGA	FT-FTA	Rebounds Off	Def	Tot	PF	TP	A	TO	Blk	Stl	Min
25	McFadden, Justin	f	3-8	2-4	2-2	1	3	4	2	10	1	3	1	1	22
42	Rodriguez, Willie	f	3-13	0-4	4-5	0	6	6	2	10	3	2	0	1	36
15	Ahearn, Bobby	c	5-10	0-0	1-2	4	2	6	5	11	0	1	1	2	29
01	Beck II, Marlon	g	6-9	3-5	0-1	1	2	3	5	15	1	1	0	0	24
11	Walker, Romello	g	1-5	1-2	1-2	1	6	7	1	4	0	3	0	0	31
00	Waller, Karon		0-2	0-1	0-0	1	0	1	1	0	0	0	0	0	6
05	Richards, Magnus		0-1	0-0	1-2	2	1	3	2	1	0	1	0	0	11
10	Yacob, Yosef		1-4	1-3	0-0	0	0	0	3	3	3	1	0	1	29
12	Rinaldi, John		0-2	0-0	0-0	3	1	4	0	0	1	1	0	0	12
	Team					2	2	4							
	Totals		19-54	7-19	9-14	15	23	38	21	54	9	13	2	5	200

FG % 1st Half: 9-25 36.0% 2nd half: 10-29 34.5% Game: 19-54 35.2%
3FG % 1st Half: 3-9 33.3% 2nd half: 4-10 40.0% Game: 7-19 36.8%
FT % 1st Half: 5-9 55.6% 2nd half: 4-5 80.0% Game: 9-14 64.3%

Deadball Rebounds 2

Officials: Bill McCarthy, Michael Pilla, Ron Tyburski
Technical fouls: Stony Brook-None. Binghamton-None.
Attendance: 2247

Score by periods	1st	2nd	Total
Stony Brook	32	29	**61**
Binghamton	26	28	**54**

Game 23 Binghamton 68, UMBC 56

Official Basketball Box Score -- Game Totals -- Final Statistics
Binghamton vs UMBC Retrievers
01/28/15 7:05 p.m. at RAC Arena, Baltimore, Md.

Binghamton 68 • 3-20, 2-6 AE

##	Player		Total FG-FGA	3-Ptr FG-FGA	FT-FTA	Rebounds Off	Def	Tot	PF	TP	A	TO	Blk	Stl	Min
15	Ahearn, Bobby	f	5-10	0-0	1-3	2	4	6	2	11	2	0	1	0	32
42	Rodriguez, Willie	f	6-11	0-0	3-4	3	5	8	5	15	4	3	1	2	37
01	Beck II, Marlon	g	3-8	1-4	2-3	0	6	6	2	9	6	1	0	3	38
11	Walker, Romello	g	3-8	0-1	2-6	1	3	4	1	8	0	0	1	1	36
25	McFadden, Justin	g	3-3	1-1	0-0	1	1	2	5	7	0	2	0	0	14
00	Waller, Karon		3-4	1-1	2-4	0	2	2	0	9	0	0	0	0	13
05	Richards, Magnus		0-2	0-0	1-2	1	1	2	1	1	0	0	1	1	8
10	Yacob, Yosef		1-6	0-1	6-6	1	3	4	0	8	0	2	0	1	20
12	Rinaldi, John		0-0	0-0	0-0	0	0	0	1	0	0	0	0	0	2
	Team					0	0	0							
	Totals		24-52	3-8	17-28	9	25	34	17	68	12	8	4	8	200

FG % 1st Half: 13-27 48.1% 2nd half: 11-25 44.0% Game: 24-52 46.2%
3FG % 1st Half: 2-5 40.0% 2nd half: 1-3 33.3% Game: 3-8 37.5%
FT % 1st Half: 5-10 50.0% 2nd half: 12-18 66.7% Game: 17-28 60.7%

Deadball Rebounds 5,1

UMBC Retrievers 56 • 3-18, 1-7 AE

##	Player		Total FG-FGA	3-Ptr FG-FGA	FT-FTA	Rebounds Off	Def	Tot	PF	TP	A	TO	Blk	Stl	Min
23	Houston, Devarick	f	3-6	1-3	1-2	2	5	7	4	8	2	4	1	1	37
42	Joyce, Cody	f	3-5	0-0	2-3	2	7	9	3	8	2	4	1	0	38
02	Brent, Malcolm	g	1-11	1-11	0-0	1	1	2	4	3	1	3	0	1	36
03	Grace, Ben	g	5-12	5-12	2-2	1	4	5	3	17	2	0	0	0	40
05	Grant, Jourdan	g	7-15	3-6	3-5	1	5	6	4	20	3	7	0	0	40
41	Stenhede, Jakob		0-1	0-0	0-0	0	2	2	2	0	0	0	1	0	9
	Team					1	1	2							
	Totals		19-50	10-32	8-12	8	25	33	20	56	10	18	3	2	200

FG % 1st Half: 9-22 40.9% 2nd half: 10-28 35.7% Game: 19-50 38.0%
3FG % 1st Half: 3-13 23.1% 2nd half: 7-19 36.8% Game: 10-32 31.3%
FT % 1st Half: 3-6 50.0% 2nd half: 5-6 83.3% Game: 8-12 66.7%

Deadball Rebounds 1

Officials: Robert Adams, Darren Moran, Andrew Maira
Technical fouls: Binghamton-None. UMBC Retrievers-None.
Attendance: 748
Binghamton #25 McFadden fouls out with 1:05 (2nd); #42 Rodriguez fouls out with 38.7 (2nd)

Score by periods	1st	2nd	Total
Binghamton	33	35	**68**
UMBC Retrievers	24	32	**56**

Game 24 Binghamton 76, UMass Lowell 69

Official Basketball Box Score -- Game Totals -- Final Statistics
UMass Lowell vs Binghamton
01/31/15 2 p.m. at Events Center, Vestal, N.Y.

UMass Lowell 69 • 9-13, 3-6 AE

##	Player		Total FG-FGA	3-Ptr FG-FGA	FT-FTA	Rebounds Off	Def	Tot	PF	TP	A	TO	Blk	Stl	Min
23	WELDON, Kerry	f	2-5	0-0	0-1	3	3	6	4	4	0	2	0	2	21
00	CRAWFORD, Lance	g	4-8	3-5	6-8	0	3	3	4	17	4	3	0	1	33
04	HOLLEY, Chad	g	3-9	3-6	2-2	0	1	1	3	11	2	0	0	0	31
10	THOMAS, Jahad	g	10-14	0-0	0-2	4	6	10	4	20	2	3	0	2	32
13	BANEGAS-FLORES,Mar	g	1-6	1-3	0-0	0	1	1	1	3	2	1	0	2	21
11	MLACHNIK, DJ		2-2	2-2	0-0	0	0	0	2	6	0	0	0	1	13
22	HARRIS, Matt		3-7	1-4	1-2	1	0	1	1	8	1	1	0	0	21
24	LIVINGSTON, Tyler		0-2	0-0	0-0	0	2	2	1	0	0	1	1	0	8
35	SCHAUB, Brad		0-3	0-1	0-0	0	1	1	4	0	1	0	0	1	20
	Team					1	0	1				1			
	Totals		25-56	10-21	9-15	9	17	26	24	69	12	12	1	9	200

FG % 1st Half: 10-25 40.0% 2nd half: 15-31 48.4% Game: 25-56 44.6%
3FG % 1st Half: 5-10 50.0% 2nd half: 5-11 45.5% Game: 10-21 47.6%
FT % 1st Half: 2-4 50.0% 2nd half: 7-11 63.6% Game: 9-15 60.0%

Deadball Rebounds 2

Binghamton 76 • 4-20, 3-6 AE

##	Player		Total FG-FGA	3-Ptr FG-FGA	FT-FTA	Rebounds Off	Def	Tot	PF	TP	A	TO	Blk	Stl	Min
15	Ahearn, Bobby	f	5-8	0-0	3-4	2	6	8	4	13	1	0	0	1	31
25	McFadden, Justin	f	2-3	0-1	4-9	1	6	7	3	8	2	4	0	1	22
42	Rodriguez, Willie	f	4-9	0-1	7-7	0	2	2	3	15	0	2	0	0	37
01	Beck II, Marlon	g	3-7	3-6	5-6	0	2	2	0	14	5	1	0	0	35
11	Walker, Romello	g	2-4	0-0	0-0	1	3	4	2	4	1	1	0	2	27
00	Waller, Karon		1-1	0-0	0-0	0	0	0	0	2	0	0	0	0	4
05	Richards, Magnus		2-2	0-0	0-0	0	2	2	1	4	0	0	0	0	9
10	Yacob, Yosef		5-6	4-5	1-4	0	3	3	3	15	3	5	0	1	31
12	Rinaldi, John		0-0	0-0	1-2	1	0	1	0	1	1	0	0	0	4
	Team					1	2	3				1			
	Totals		24-40	7-13	21-32	6	26	32	16	76	13	14	0	5	200

FG % 1st Half: 10-23 43.5% 2nd half: 14-17 82.4% Game: 24-40 60.0%
3FG % 1st Half: 2-6 33.3% 2nd half: 5-7 71.4% Game: 7-13 53.8%
FT % 1st Half: 6-7 85.7% 2nd half: 15-25 60.0% Game: 21-32 65.6%

Deadball Rebounds 4

Officials: Greg Durrah, Doug Aprahamian, Douglas Hopper
Technical fouls: UMass Lowell-None. Binghamton-None.
Attendance: 2075

Score by periods	1st	2nd	Total
UMass Lowell	27	42	**69**
Binghamton	28	48	**76**

Game 25 Hartford 62, Binghamton 61

Official Basketball Box Score -- Game Totals -- Final Statistics
HARTFORD vs Binghamton
02/03/15 7 p.m. at Events Center, Vestal, N.Y.

HARTFORD 62 • 12-11, 5-5 AE

##	Player		Total FG-FGA	3-Ptr FG-FGA	FT-FTA	Rebounds Off	Def	Tot	PF	TP	A	TO	Blk	Stl	Min
43	SIKMA, Nate	f	4-8	1-2	0-1	4	3	7	3	9	3	3	0	2	24
50	SCHNECK, Jamie	c	0-0	0-0	2-2	0	1	1	1	2	0	1	0	1	8
00	COLE, Wes	g	2-7	2-5	2-2	1	1	2	0	8	0	0	0	1	14
04	WROE, Corban	g	3-7	1-3	0-0	1	2	3	3	7	2	1	1	2	33
15	MOORE II, Yolonzo	g	2-5	1-4	1-3	0	5	5	3	6	5	3	0	1	35
02	GRAHAM, Justin		3-6	2-2	3-7	0	6	6	1	11	4	0	0	2	33
10	CARROLL, John		2-5	0-1	0-0	0	0	0	3	4	1	1	0	0	12
11	DYSON, Taylor		1-4	1-3	0-0	0	0	0	2	3	1	2	0	0	17
14	WEIR, Dougal		0-0	0-0	0-0	0	0	0	0	0	0	0	0	0	4
20	ARCIERO, Noah		0-0	0-0	0-0	0	1	1	1	0	0	0	0	0	1
21	HOBBS, Jack		4-7	4-6	0-0	1	1	2	3	12	1	0	1	0	19
	Team					3	0	3							
	Totals		21-49	12-26	8-15	10	20	30	20	62	17	11	2	9	200

FG % 1st Half: 11-28 39.3% 2nd half: 10-21 47.6% Game: 21-49 42.9%
3FG % 1st Half: 7-17 41.2% 2nd half: 5-9 55.6% Game: 12-26 46.2%
FT % 1st Half: 1-2 50.0% 2nd half: 7-13 53.8% Game: 8-15 53.3%
Deadball Rebounds 2

Binghamton 61 • 4-21, 3-7 AE

##	Player		Total FG-FGA	3-Ptr FG-FGA	FT-FTA	Rebounds Off	Def	Tot	PF	TP	A	TO	Blk	Stl	Min
25	McFadden, Justin	f	3-9	1-5	6-8	2	4	6	5	13	4	3	0	0	36
42	Rodriguez, Willie	f	3-8	1-3	0-0	0	6	6	2	7	1	4	2	0	38
15	Ahearn, Bobby	c	3-7	0-0	0-0	3	1	4	0	6	0	2	0	0	27
01	Beck II, Marlon	g	2-9	2-7	4-5	2	2	4	4	10	2	1	0	6	36
11	Walker, Romello	g	4-6	1-2	4-5	0	6	6	3	13	0	3	0	0	26
00	Waller, Karon		0-0	0-0	0-0	0	1	1	0	0	1	0	0	0	3
05	Richards, Magnus		1-1	0-0	0-0	0	1	1	0	2	0	1	1	0	5
10	Yacob, Yosef		3-5	3-5	1-4	1	1	2	3	10	0	0	0	0	27
12	Rinaldi, John		0-0	0-0	0-0	0	0	0	0	0	0	0	0	0	2
	Team					2	1	3							
	Totals		19-45	8-22	15-22	10	23	33	17	61	8	14	3	6	200

FG % 1st Half: 6-18 33.3% 2nd half: 13-27 48.1% Game: 19-45 42.2%
3FG % 1st Half: 4-9 44.4% 2nd half: 4-13 30.8% Game: 8-22 36.4%
FT % 1st Half: 8-10 80.0% 2nd half: 7-12 58.3% Game: 15-22 68.2%
Deadball Rebounds 3

Officials: Earl Walton, Paul Faia, Dwayne Gladden
Technical fouls: HARTFORD-None. Binghamton-None.
Attendance: 4445

Score by periods	1st	2nd	Total
HARTFORD	30	32	**62**
Binghamton	24	37	**61**

Game 26 Maine 67, Binghamton 64

Official Basketball Box Score -- Game Totals -- Final Statistics
Binghamton vs Maine
02/07/15 1 p.m. at Cross Insurance Center - Bangor, Maine

Binghamton 64 • 4-22, 3-8

##	Player		Total FG-FGA	3-Ptr FG-FGA	FT-FTA	Rebounds Off	Def	Tot	PF	TP	A	TO	Blk	Stl	Min
15	Ahearn, Bobby	f	3-5	0-0	0-0	2	3	5	5	6	1	1	0	0	22
42	Rodriguez, Willie	f	7-10	1-2	3-3	2	5	7	3	18	2	1	0	1	37
01	Beck II, Marlon	g	3-9	3-8	9-11	0	3	3	3	18	6	1	0	2	38
10	Yacob, Yosef	g	1-6	0-3	0-0	0	2	2	1	2	3	1	0	1	29
11	Walker, Romello	g	4-10	2-5	1-4	0	3	3	2	11	2	3	1	3	35
00	Waller, Karon		1-2	0-1	0-0	1	0	1	0	2	0	1	0	0	10
05	Richards, Magnus		1-4	0-1	2-2	1	0	1	0	4	0	2	0	0	18
12	Rinaldi, John		0-0	0-0	1-2	0	0	0	0	1	0	0	0	0	5
25	McFadden, Justin		1-2	0-0	0-0	0	0	0	0	2	0	1	0	0	6
	Team					0	4	4				1			
	Totals		21-48	6-20	16-22	6	20	26	14	64	14	12	1	7	200

FG % 1st Half: 9-25 36.0% 2nd half: 12-23 52.2% Game: 21-48 43.8%
3FG % 1st Half: 1-10 10.0% 2nd half: 5-10 50.0% Game: 6-20 30.0%
FT % 1st Half: 5-8 62.5% 2nd half: 11-14 78.6% Game: 16-22 72.7%
Deadball Rebounds 2

Maine 67 • 3-21, 2-9

##	Player		Total FG-FGA	3-Ptr FG-FGA	FT-FTA	Rebounds Off	Def	Tot	PF	TP	A	TO	Blk	Stl	Min
05	Valjarevic, Zarko	f	3-9	1-6	2-2	0	0	0	1	9	4	1	0	0	37
25	Gloger, Till	f	2-2	0-0	3-3	1	2	3	4	7	0	0	0	0	17
01	Calixte, Aaron	g	3-4	1-1	0-0	1	2	3	4	7	4	1	0	0	33
02	Little, Kevin	g	8-18	3-9	2-2	1	5	6	1	21	1	4	0	0	40
10	Lawton, Shaun	g	5-10	0-1	5-6	1	6	7	3	15	5	2	1	2	34
03	Ejiga, Christian		2-4	0-0	2-2	1	5	6	3	6	0	2	1	0	21
22	Melmed, Garvey		0-1	0-0	0-0	0	2	2	0	0	0	1	0	0	7
31	Reid-Knight, Troy		0-0	0-0	2-2	0	0	0	4	2	1	0	0	1	11
	Team					1	2	3							
	Totals		23-48	5-17	16-17	6	24	30	20	67	15	11	2	3	200

FG % 1st Half: 15-28 53.6% 2nd half: 8-20 40.0% Game: 23-48 47.9%
3FG % 1st Half: 3-8 37.5% 2nd half: 2-9 22.2% Game: 5-17 29.4%
FT % 1st Half: 4-4 100.0 2nd half: 12-13 92.3% Game: 16-17 94.1%
Deadball Rebounds 0

Officials: James Grady, John Corso, Mark Shea
Technical fouls: Binghamton-None. Maine-None.
Attendance: 1158

Score by periods	1st	2nd	Total
Binghamton	24	40	**64**
Maine	37	30	**67**

Game 27 Albany 62, Binghamton 46

Official Basketball Box Score -- Game Totals -- Final Statistics
UAlbany vs Binghamton
02/10/15 7 p.m. at Events Center, Vestal, N.Y.

UAlbany 62 • 17-7, 12-0 AE

##	Player		Total FG-FGA	3-Ptr FG-FGA	FT-FTA	Rebounds Off	Def	Tot	PF	TP	A	TO	Blk	Stl	Min
14	Sam Rowley	f	9-14	0-0	2-2	3	12	15	2	20	4	5	0	0	39
24	Dallas Ennema	f	6-14	3-8	3-3	1	5	6	2	18	1	0	0	0	36
22	Richard Peters	c	1-1	0-0	0-0	2	2	4	1	2	0	2	0	0	21
00	Evan Singletary	g	4-10	0-3	1-4	0	2	2	2	9	4	0	0	0	32
01	Ray Sanders	g	3-3	1-1	2-3	2	3	5	1	9	2	2	0	0	36
02	Tre Green		0-3	0-1	0-2	0	0	0	2	0	1	0	0	1	9
10	Mike Rowley		1-2	0-0	0-0	2	1	3	5	2	1	0	0	0	10
13	Reece Williams		0-0	0-0	2-2	0	0	0	0	2	0	0	0	0	1
15	Ede Egharevba		0-1	0-0	0-0	0	0	0	1	0	0	0	0	0	1
21	Max Twyman		0-0	0-0	0-0	0	0	0	0	0	0	0	0	0	1
25	Wheeler Baker		0-2	0-2	0-0	1	0	1	0	0	0	0	0	0	5
43	Greig Stire		0-2	0-0	0-0	2	1	3	3	0	2	2	0	1	9
	Team					1	4	5				1			
	Totals		24-52	4-15	10-16	14	30	44	19	62	15	12	0	2	200

FG % 1st Half: 11-28 39.3% 2nd half: 13-24 54.2% Game: 24-52 46.2%
3FG % 1st Half: 3-10 30.0% 2nd half: 1-5 20.0% Game: 4-15 26.7%
FT % 1st Half: 6-10 60.0% 2nd half: 4-6 66.7% Game: 10-16 62.5%
Deadball Rebounds 3

Binghamton 46 • 4-23, 3-9 AE

##	Player		Total FG-FGA	3-Ptr FG-FGA	FT-FTA	Rebounds Off	Def	Tot	PF	TP	A	TO	Blk	Stl	Min
15	Ahearn, Bobby	f	0-1	0-0	0-1	0	2	2	4	0	0	0	0	0	20
42	Rodriguez, Willie	f	3-10	1-2	6-7	2	4	6	3	13	2	0	2	1	40
01	Beck II, Marlon	g	4-11	4-7	1-2	0	3	3	2	13	2	0	0	2	40
10	Yacob, Yosef	g	3-9	1-6	2-3	0	0	0	3	9	1	2	0	1	38
11	Walker, Romello	g	3-11	1-6	1-2	1	3	4	1	8	0	2	0	0	37
00	Waller, Karon		0-0	0-0	0-0	0	1	1	0	0	0	0	0	0	2
05	Richards, Magnus		0-0	0-0	0-0	0	1	1	0	0	0	1	0	0	13
12	Rinaldi, John		1-1	0-0	1-1	0	0	0	3	3	0	1	0	1	8
32	Williams, Jabrille		0-1	0-1	0-0	0	1	1	1	0	0	0	0	0	2
	Team					0	1	1							
	Totals		14-44	7-22	11-16	3	16	19	17	46	5	6	2	5	200

FG % 1st Half: 6-20 30.0% 2nd half: 8-24 33.3% Game: 14-44 31.8%
3FG % 1st Half: 2-10 20.0% 2nd half: 5-12 41.7% Game: 7-22 31.8%
FT % 1st Half: 3-6 50.0% 2nd half: 8-10 80.0% Game: 11-16 68.8%
Deadball Rebounds 2,1

Officials: Gary Prager, Clarence Armstrong, Don McEvoy
Technical fouls: UAlbany-None. Binghamton-None.
Attendance: 2190

Score by periods	1st	2nd	Total
UAlbany	31	31	**62**
Binghamton	17	29	**46**

Game 28 New Hampshire 66, Binghamton 48

Official Basketball Box Score -- Game Totals -- Final Statistics
Binghamton vs New Hampshire
02/14/15 1:05 p.m. at Lundholm Gymnasium

Binghamton 48 • 4-24, 3-10 AE

##	Player		Total FG-FGA	3-Ptr FG-FGA	FT-FTA	Rebounds Off	Def	Tot	PF	TP	A	TO	Blk	Stl	Min
05	Richards, Magnus	f	0-3	0-0	4-6	2	1	3	3	4	2	2	0	1	17
42	Rodriguez, Willie	f	3-11	2-3	0-0	0	2	2	1	8	1	2	1	1	33
01	Beck II, Marlon	g	3-12	0-5	4-6	0	4	4	2	10	0	1	0	1	40-
10	Yacob, Yosef	g	3-10	1-3	3-3	1	3	4	1	10	0	0	0	1	32
11	Walker, Romello	g	2-10	0-1	2-5	0	2	2	5	6	0	2	0	0	28
00	Waller, Karon		0-0	0-0	0-0	0	0	0	1	0	0	1	0	0	5
12	Rinaldi, John		0-1	0-0	0-0	3	2	5	1	0	0	1	0	2	22
15	Ahearn, Bobby		4-7	0-0	2-4	5	1	6	5	10	0	0	0	1	21
32	Williams, Jabrille		0-0	0-0	0-0	0	0	0	0	0	0	0	0	0	2
	Team					1	5	6							
	Totals		15-54	3-12	15-24	12	20	32	19	48	3	9	1	7	200

FG % 1st Half: 8-26 30.8% 2nd half: 7-28 25.0% Game: 15-54 27.8%
3FG % 1st Half: 1-4 25.0% 2nd half: 2-8 25.0% Game: 3-12 25.0%
FT % 1st Half: 6-11 54.5% 2nd half: 9-13 69.2% Game: 15-24 62.5%
Deadball Rebounds 4

New Hampshire 66 • 16-10, 9-4 AE

##	Player		Total FG-FGA	3-Ptr FG-FGA	FT-FTA	Rebounds Off	Def	Tot	PF	TP	A	TO	Blk	Stl	Min
03	Jacoby Armstrong	f	4-8	0-0	1-2	5	3	8	5	9	0	0	0	1	28
21	Tanner Leissner	f	4-13	0-0	6-6	5	10	15	1	14	2	2	0	0	39
00	Jaleen Smith	g	0-3	0-2	0-0	0	1	1	2	0	1	3	0	2	21
20	Matt Miller	g	5-10	4-6	0-0	0	2	2	2	14	2	0	1	0	26
30	Joe Bramanti	g	3-5	1-2	4-7	1	7	8	3	11	1	2	0	0	33
04	Keon Burns		0-1	0-0	2-2	0	1	1	0	2	0	1	0	0	3
05	Daniel Dion		4-10	2-6	2-2	0	2	2	1	12	0	1	0	0	22
10	Iba Camara		2-3	0-0	0-0	0	3	3	5	4	0	1	0	0	13
11	Tommy McDonnell		0-1	0-0	0-0	0	1	1	2	0	0	2	0	0	13
24	Williams Gabriel		0-0	0-0	0-0	1	1	2	1	0	1	1	0	0	2
	Team					1	1	2							
	Totals		22-54	7-16	15-19	13	32	45	22	66	7	13	1	3	200

FG % 1st Half: 9-28 32.1% 2nd half: 13-26 50.0% Game: 22-54 40.7%
3FG % 1st Half: 5-9 55.6% 2nd half: 2-7 28.6% Game: 7-16 43.8%
FT % 1st Half: 7-11 63.6% 2nd half: 8-8 100.0 Game: 15-19 78.9%
Deadball Rebounds 4

Officials: Robert Adams, Doug Aprahamian, Casey Kett
Technical fouls: Binghamton-None. New Hampshire-None.
Attendance: 1071

Score by periods	1st	2nd	Total
Binghamton	23	25	**48**
New Hampshire	30	36	**66**

Game 29 Binghamton 57, Vermont 55

Official Basketball Box Score -- Game Totals -- Final Statistics
Vermont vs Binghamton
02/18/15 7 p.m. at Events Center, Vestal, N.Y.

Vermont 55 • 16-11, 11-3 AE

##	Player		Total FG-FGA	3-Ptr FG-FGA	FT-FTA	Rebounds Off	Def	Tot	PF	TP	A	TO	Blk	Stl	Min
05	Harold, Hector	f	2-2	0-0	0-0	0	6	6	5	4	2	0	0	0	20
32	O'Day, Ethan	f	4-9	0-0	2-2	4	3	7	3	10	3	2	5	0	35
34	Steidl, Kurt	f	2-4	2-3	0-0	0	3	3	3	6	0	1	0	1	28
02	Bell-Haynes, Trae	g	3-7	1-1	2-2	0	1	1	5	9	5	2	0	0	30
24	Wills, Dre	g	6-12	1-2	1-2	1	5	6	2	14	1	3	2	1	32
00	Hatton, Brandon		0-0	0-0	0-0	0	0	0	2	0	0	0	0	0	3
01	McRoberts, Zach		1-3	0-1	0-0	0	4	4	3	2	1	1	0	0	19
03	Pierson, Ryan		0-0	0-0	0-0	0	0	0	1	0	0	0	0	0	5
14	Ward, Cam		3-7	2-5	2-2	0	0	0	2	10	0	1	0	0	19
15	Kilpatrick, Brendan		0-0	0-0	0-0	0	1	1	0	0	0	1	0	0	9
	Team					1	0	1							
	Totals		21-44	6-12	7-8	6	23	29	26	55	12	11	7	2	200

FG % 1st Half: 10-21 47.6% 2nd half: 11-23 47.8% Game: 21-44 47.7%
3FG % 1st Half: 1-4 25.0% 2nd half: 5-8 62.5% Game: 6-12 50.0%
FT % 1st Half: 6-6 100.0 2nd half: 1-2 50.0% Game: 7-8 87.5%
Deadball Rebounds 1

Binghamton 57 • 5-24, 4-10 AE

##	Player		Total FG-FGA	3-Ptr FG-FGA	FT-FTA	Rebounds Off	Def	Tot	PF	TP	A	TO	Blk	Stl	Min
25	McFadden, Justin	f	2-10	0-2	2-7	0	1	1	4	6	1	0	0	0	35
42	Rodriguez, Willie	f	8-14	0-2	2-2	1	2	3	2	18	0	1	3	0	39
15	Ahearn, Bobby	c	5-7	0-0	2-3	3	4	7	2	12	0	1	0	0	31
01	Beck II, Marlon	g	2-6	1-4	4-8	1	3	4	1	9	3	2	0	2	38
11	Walker, Romello	g	3-8	1-1	3-3	1	3	4	2	10	0	0	1	0	31
05	Richards, Magnus		0-0	0-0	2-2	1	1	2	2	2	1	0	0	0	9
10	Yacob, Yosef		0-1	0-0	0-2	0	1	1	1	0	0	0	0	0	14
12	Rinaldi, John		0-0	0-0	0-0	0	0	0	0	0	0	0	0	0	3
	Team					3	2	5							
	Totals		20-46	2-9	15-27	10	17	27	14	57	5	4	4	2	200

FG % 1st Half: 9-21 42.9% 2nd half: 11-25 44.0% Game: 20-46 43.5%
3FG % 1st Half: 1-6 16.7% 2nd half: 1-3 33.3% Game: 2-9 22.2%
FT % 1st Half: 4-8 50.0% 2nd half: 11-19 57.9% Game: 15-27 55.6%
Deadball Rebounds 5

Officials: John Hughes, Nathan Farrell, David Fernandez
Technical fouls: Vermont-TEAM. Binghamton-None.
Attendance: 1856

Score by periods	1st	2nd	Total
Vermont	27	28	**55**
Binghamton	23	34	**57**

Game 30 Stony Brook 64, Binghamton 52

Official Basketball Box Score -- Game Totals -- Final Statistics
Binghamton vs Stony Brook
02/21/15 7:05 p.m. at Island FCU Arena (Stony Brook, N.Y.)

Binghamton 52 • 5-25, 4-11 AE

##	Player		Total FG-FGA	3-Ptr FG-FGA	FT-FTA	Rebounds Off	Def	Tot	PF	TP	A	TO	Blk	Stl	Min
15	Ahearn, Bobby	f	3-7	0-0	0-1	1	2	3	2	6	1	1	0	1	29
42	Rodriguez, Willie	f	6-12	0-2	3-3	3	8	11	2	15	5	3	1	1	36
01	Beck II, Marlon	g	3-9	2-7	0-0	1	4	5	1	8	1	5	0	0	39
11	Walker, Romello	g	6-12	2-5	3-5	1	4	5	1	17	0	5	1	0	35
25	McFadden, Justin	g	0-5	0-2	1-2	0	3	3	4	1	1	3	1	1	28
05	Richards, Magnus		2-4	0-0	0-0	2	3	5	4	4	1	0	0	0	18
10	Yacob, Yosef		0-1	0-1	1-2	0	0	0	2	1	0	0	0	0	11
12	Rinaldi, John		0-0	0-0	0-0	0	0	0	0	0	0	0	0	0	4
	Team					3	1	4							
	Totals		20-50	4-17	8-13	11	25	36	16	52	9	17	3	3	200

FG % 1st Half: 10-26 38.5% 2nd half: 10-24 41.7% Game: 20-50 40.0%
3FG % 1st Half: 2-10 20.0% 2nd half: 2-7 28.6% Game: 4-17 23.5%
FT % 1st Half: 5-6 83.3% 2nd half: 3-7 42.9% Game: 8-13 61.5%
Deadball Rebounds 3

Stony Brook 64 • 19-10, 10-4 AE

##	Player		Total FG-FGA	3-Ptr FG-FGA	FT-FTA	Rebounds Off	Def	Tot	PF	TP	A	TO	Blk	Stl	Min
20	Warney, Jameel	f	4-11	0-0	3-5	2	6	8	2	11	2	3	2	1	38
21	McGrew, Rayshaun	f	2-6	0-0	0-0	2	4	6	1	4	2	2	0	1	31
01	Thrower, Deshaun	g	3-7	1-2	0-0	0	0	0	2	7	3	1	0	0	20
10	Puriefoy, Carson	g	4-12	2-4	3-4	2	2	4	1	13	6	2	0	0	39
24	Nyama, Roland	g	8-10	6-7	0-0	2	4	6	1	22	3	1	0	3	35
03	Mitchell, Kameron		0-3	0-3	2-2	0	1	1	3	2	0	0	1	1	19
12	Sturdivant, Tyrell		2-4	0-0	1-2	1	1	2	2	5	0	0	1	0	11
22	Sekunda, Bryan		0-1	0-1	0-0	0	0	0	0	0	0	0	0	0	2
35	King, Scott		0-2	0-2	0-0	0	2	2	1	0	0	1	0	0	5
	Team					2	1	3							
	Totals		23-56	9-19	9-13	11	21	32	13	64	16	10	4	6	200

FG % 1st Half: 11-27 40.7% 2nd half: 12-29 41.4% Game: 23-56 41.1%
3FG % 1st Half: 3-8 37.5% 2nd half: 6-11 54.5% Game: 9-19 47.4%
FT % 1st Half: 7-11 63.6% 2nd half: 2-2 100.0 Game: 9-13 69.2%
Deadball Rebounds 1

Officials: Jeff Plunkett, Tom Regan, Lee Marelli
Technical fouls: Binghamton-None. Stony Brook-None.
Attendance: 3724

Score by periods	1st	2nd	Total
Binghamton	27	25	**52**
Stony Brook	32	32	**64**

Game 31 Binghamton 76, UMBC 69

Official Basketball Box Score -- Game Totals -- Final Statistics
UMBC vs Binghamton
02/28/15 2 p.m. at Events Center, Vestal, N.Y.

UMBC 69 • 4-25, 2-14 AE

##	Player		Total FG-FGA	3-Ptr FG-FGA	FT-FTA	Rebounds Off	Def	Tot	PF	TP	A	TO	Blk	Stl	Min
23	Houston, Devarick	f	5-6	2-3	1-2	2	3	5	4	13	4	4	0	1	38
42	Joyce, Cody	f	4-9	0-0	10-14	1	5	6	3	18	1	2	1	1	35
02	Brent, Malcolm	g	1-5	0-0	0-0	0	4	4	1	2	0	2	0	2	21
05	Grant, Jourdan	g	7-14	2-2	3-6	2	5	7	3	19	6	2	0	2	38
12	Darley, Will	g	0-1	0-0	0-1	0	3	3	1	0	1	6	1	0	33
03	Grace, Ben		5-9	5-8	2-2	0	3	3	3	17	3	0	0	0	27
21	Olabosipo, Josh		0-0	0-0	0-0	0	0	0	0	0	0	0	0	0	0+
41	Stenhede, Jakob		0-1	0-0	0-0	0	0	0	5	0	0	0	0	0	8
	Team					1	1	2							
	Totals		22-45	9-13	16-25	6	24	30	20	69	15	16	2	6	200

FG % 1st Half: 8-18 44.4% 2nd half: 14-27 51.9% Game: 22-45 48.9%
3FG % 1st Half: 3-4 75.0% 2nd half: 6-9 66.7% Game: 9-13 69.2%
FT % 1st Half: 5-9 55.6% 2nd half: 11-16 68.8% Game: 16-25 64.0%
Deadball Rebounds 3

Binghamton 76 • 6-25, 5-11 AE

##	Player		Total FG-FGA	3-Ptr FG-FGA	FT-FTA	Rebounds Off	Def	Tot	PF	TP	A	TO	Blk	Stl	Min
32	Williams, Jabrille	f	3-6	0-0	0-1	1	2	3	1	6	0	1	0	1	14
42	Rodriguez, Willie	f	6-14	1-3	8-13	3	6	9	3	21	2	1	1	2	33
15	Ahearn, Bobby	c	0-2	0-0	2-2	2	2	4	4	2	0	2	1	1	16
01	Beck II, Marlon	g	8-12	4-8	0-0	0	2	2	0	20	4	1	0	0	37
11	Walker, Romello	g	1-9	1-4	4-6	3	6	9	2	7	1	2	0	0	29
05	Richards, Magnus		1-1	0-0	1-2	2	2	4	4	3	0	2	0	3	14
10	Yacob, Yosef		2-5	2-4	2-2	0	0	0	0	8	1	2	0	0	22
12	Rinaldi, John		0-1	0-0	0-0	0	1	1	2	0	0	0	1	1	13
25	McFadden, Justin		2-4	0-1	5-6	0	1	1	5	9	1	2	2	0	22
	Team					2	1	3							
	Totals		23-54	8-20	22-32	13	23	36	21	76	9	13	5	8	200

FG % 1st Half: 12-34 35.3% 2nd half: 11-20 55.0% Game: 23-54 42.6%
3FG % 1st Half: 2-11 18.2% 2nd half: 6-9 66.7% Game: 8-20 40.0%
FT % 1st Half: 5-6 83.3% 2nd half: 17-26 65.4% Game: 22-32 68.8%
Deadball Rebounds 4

Officials: Gary Tracy, Tom Regan, John Gill
Technical fouls: UMBC-TEAM. Binghamton-None.
Attendance: 2838

Score by periods	1st	2nd	Total
UMBC	24	45	**69**
Binghamton	31	45	**76**

Game 32 No. 3 Stony Brook 62, No. 6 Binghamton 57
America East Quarterfinals

Official Basketball Box Score -- Game Totals -- Final Statistics
Binghamton vs Stony Brook
03/04/15 7:02 p.m. at Island FCU Arena (Stony Brook, N.Y.)

Binghamton 57 • 6-26

##	Player		Total FG-FGA	3-Ptr FG-FGA	FT-FTA	Rebounds Off	Def	Tot	PF	TP	A	TO	Blk	Stl	Min
15	Ahearn, Bobby	f	2-5	0-0	0-0	0	3	3	5	4	2	3	0	0	22
42	Rodriguez, Willie	f	6-14	1-4	6-9	2	4	6	3	19	0	2	1	0	37
01	Beck II, Marlon	g	3-7	2-4	0-0	0	2	2	2	8	4	1	0	1	37
11	Walker, Romello	g	4-9	1-3	1-2	2	6	8	4	10	0	4	0	0	35
25	McFadden, Justin	g	3-7	1-3	1-1	2	3	5	2	8	0	3	0	1	32
05	Richards, Magnus		2-3	0-0	1-2	2	3	5	3	5	0	3	1	2	18
10	Yacob, Yosef		1-4	1-2	0-0	0	1	1	1	3	0	1	0	0	14
12	Rinaldi, John		0-0	0-0	0-0	0	1	1	2	0	0	0	0	0	5
	Team					1	1	2							
	Totals		21-49	6-16	9-14	9	24	33	22	57	6	17	2	4	200

FG % 1st Half: 11-26 42.3% 2nd half: 10-23 43.5% Game: 21-49 42.9%
3FG % 1st Half: 1-4 25.0% 2nd half: 5-12 41.7% Game: 6-16 37.5%
FT % 1st Half: 2-3 66.7% 2nd half: 7-11 63.6% Game: 9-14 64.3%
Deadball Rebounds 2

Stony Brook 62 • 22-10

##	Player		Total FG-FGA	3-Ptr FG-FGA	FT-FTA	Rebounds Off	Def	Tot	PF	TP	A	TO	Blk	Stl	Min
20	Warney, Jameel	f	4-8	0-0	3-5	5	9	14	2	11	3	0	1	2	38
21	McGrew, Rayshaun	f	5-7	0-0	4-6	6	2	8	4	14	1	2	0	0	25
01	Thrower, Deshaun	g	1-4	1-2	1-2	0	1	1	2	4	2	1	0	0	19
10	Puriefoy, Carson	g	5-13	2-6	2-6	0	3	3	2	14	5	2	0	3	38
24	Nyama, Roland	g	1-6	1-4	5-5	0	2	2	1	8	1	2	0	0	28
03	Mitchell, Kameron		0-3	0-1	0-1	0	3	3	4	0	2	3	0	1	24
12	Sturdivant, Tyrell		2-4	0-0	1-2	3	0	3	0	5	0	1	0	0	14
22	Sekunda, Bryan		0-2	0-2	0-0	0	0	0	0	0	0	0	0	0	3
23	Braley, Chris		0-0	0-0	0-0	0	1	1	0	0	0	1	0	0	3
35	King, Scott		2-5	1-3	1-2	0	0	0	0	6	0	0	0	1	8
	Team					1	1	2							
	Totals		20-52	5-18	17-29	15	22	37	15	62	14	12	1	7	200

FG % 1st Half: 8-26 30.8% 2nd half: 12-26 46.2% Game: 20-52 38.5%
3FG % 1st Half: 2-10 20.0% 2nd half: 3-8 37.5% Game: 5-18 27.8%
FT % 1st Half: 5-7 71.4% 2nd half: 12-22 54.5% Game: 17-29 58.6%
Deadball Rebounds 5

Officials: Ron Tyburski, Andrew Maira, Nathan Farrell, John Corso (A)
Technical fouls: Binghamton-None. Stony Brook-None.
Attendance: 3289
America East Quarterfinal

Score by periods	1st	2nd	Total
Binghamton	25	32	**57**
Stony Brook	23	39	**62**

AMERICA EAST CONFERENCE



IN THIS SECTION

America East History in NCAA 62
2014-15 Review 63-65
BU in America East 66

About the America East

>> Quick Facts

Founded:	1979 as ECAC North (men's basketball only) 1988-89 (all sports)
Sports (18):	Baseball, M/W Basketball, M/W Cross Country, Field Hockey, M/W Indoor Track and Field, M/W Lacrosse, M/W Outdoor Track and Field, M/W Soccer, Softball, W Swimming and Diving, M/W Tennis, Volleyball
Website	AmericaEast.com
Phone	617-695-6369
Mailing Address	215 First Street, Suite 140 Cambridge, MA 02142

Academic Achievement

Leadership On and Off the field

Athletic Excellence

america east™ CONFERENCE

>> Membership

1979	University of Maine, University of New Hampshire, University of Vermont
1985	University of Hartford
2001	University at Albany, Binghamton University, Stony Brook University
2003	UMBC
2013	University of Massachusetts Lowell



>> Connect...

The America East provides member schools and their athletic programs a platform upon which student-athletes can achieve both collegiate and life success through the promotion and nuturing of athletics excellence, academic achievement and leadership on and off the field

BUILDING THE COMPLETE STUDENT ATHLETE

americaeast.com

AMERICA EAST BASKETBALL TEAMS IN THE NCAA CHAMPIONSHIP

2015 NCAA Championship
East Region Second Round
(Nationwide Arena, Columbus, Ohio)
(3) Oklahoma 69, (14) Albany 60

2014 NCAA Championship
South Region First Round
(Univ. of Dayton Arena, Dayton, Ohio)
(16) Albany 71, (16) Lamar 64
South Region Second Round
(Amway Center, Orlando, Fla.)
(1) Florida 67, Albany 55

2013 NCAA Championship
Midwest Region Second Round
(Wells Fargo Center, Philadelphia, PA)
(2) Duke 73, (15) Albany 61

2012 NCAA Championship
Midwest Region First Round
(Univ. of Dayton Arena, Dayton, Ohio)
(16) Vermont 71, (16) Lamar 59
Midwest Region Second Round
(Greensboro Coliseum, Greensboro, NC)
(1) UNC 77, (16) Vermont 58

2011 NCAA Championship
South West Region Second Round
(BOK Center, Tulsa, Oklahoma)
(1) Kansas 72, (16) Boston U 53

2010 NCAA CHAMPIONSHIP
West Region First Round
(HSBC Arena, Buffalo,N.Y.)
(1) Syracuse 79, (16) Vermont 56

2009 NCAA CHAMPIONSHIP
East Regional First Round
(Greensboro Coliseum, Greensboro,N.C.)
(2) Duke 86, (15) Binghamton 62

2008 NCAA CHAMPIONSHIP
Midwest Regional First Round
(RBC Center, Raleigh, N.C.)
(2) Georgetown 66, (15) UMBC 47

2007 NCAA CHAMPIONSHIP
South Regional First Round
(Nationwide Arena, Columbus, OH)
(4) Virginia 84, (13) Albany 57

2006 NCAA CHAMPIONSHIP
Washington D.C. Regional First Round
(Wachovia Center, Philadelphia, PA)
(1) Connecticut 72, (16) Albany 59

2005 NCAA CHAMPIONSHIP
Austin Regional First Round
(DCU Center, Worcester, Mass.)
(13) Vermont 60, (4) Syracuse 57 (OT)
Second Round (DCU Center, Worcester, Mass.)
(5) Michigan St. 72, (13) Vermont 61

2004 NCAA CHAMPIONSHIP
Phoenix Regional First Round
(HSBC Arena, Buffalo, N.Y.)
(2) UConn 70, (15) Vermont 53

2003 NCAA CHAMPIONSHIP
West Regional First Round
(Huntsman Center, Salt Lake City, Utah)
(1) Arizona 80, (16) Vermont 51

2002 NCAA CHAMPIONSHIP
West Regional First Round
(Mellon Arena, Pittsburgh, Pa.)
(1) Cincinnati 90, (16) Boston Univ. 52

2001 NCAA CHAMPIONSHIP
East Regional First Round
(Greensboro Coliseum, Greensboro, N.C.)
(4) UCLA 61, (13) Hofstra 48

2000 NCAA CHAMPIONSHIP
East Regional First Round
(HSBC Arena, Buffalo, N.Y.)
(3) Oklahoma State 86, (14) Hofstra 66

1999 NCAA CHAMPIONSHIP
East Regional First Round
(Charlotte Coliseum, Charlotte, N.C.)
(4) Tennessee 62, (13) Delaware 52

1998 NCAA CHAMPIONSHIP
Midwest Regional First Round
(United Center, Chicago, Ill.)
(2) Purdue 95, (15) Delaware 56

1997 NCAA CHAMPIONSHIP
Midwest Regional First Round
(Kemper Arena, Kansas City, Mo.)
(12) Tulsa 81, (5) Boston University 52

1996 NCAA CHAMPIONSHIP
West Regional First Round
(University Arena, Albuquerque, N.M.)
(12) Drexel 75, (5) Memphis 63
Second Round
(University Arena, Albuquerque, N.M.)
(4) Syracuse 69, Drexel 58

1995 NCAA CHAMPIONSHIP
East Regional First Round
(Baltimore Arena, Baltimore, Md.)
(4) Oklahoma State 73, (13) Drexel 49

1994 NCAA CHAMPIONSHIP
East Regional First Round
(USAir Arena, Landover, Md.)
(4) Temple 61, (13) Drexel 39

1993 NCAA CHAMPIONSHIP
Midwest Regional First Round
(Hoosier Dome, Indianapolis, Ind.)
(4) Louisville 76, (13) Delaware 70

1992 NCAA CHAMPIONSHIP
Midwest Regional First Round
(University of Dayton Arena, Dayton, Ohio)
(4) Cincinnati 85, (13) Delaware 47

1991 NCAA CHAMPIONSHIP
East Regional First Round
(Carrier Dome, Syracuse, N.Y.)
(1) North Carolina 101, (16) Northeastern 66

1990 NCAA CHAMPIONSHIP
East Regional First Round
(Hartford Civic Center, Hartford, Conn.)
(1) Connecticut 76, (16) Boston Univ. 52

1989 NCAA CHAMPIONSHIP
East Regional First Round
(Greensboro Coliseum, Greensboro, N.C.)
(14) Siena 80, (3) Stanford 78
Second Round
(Greensboro Coliseum, Greensboro, N.C.)
(11) Minnesota 80, Siena 67

1988 NCAA CHAMPIONSHIP
East Regional First Round
(Dean Smith Center, Chapel Hill, N.C.)
(3) Duke 85, (15) Boston Univ. 69

1987 NCAA CHAMPIONSHIP
East Regional First Round
(Carrier Dome, Syracuse, N.Y.)
(3) Purdue 104, (14) Northeastern 95

1986 NCAA CHAMPIONSHIP
East Regional First Round
(Greensboro Coliseum, Greensboro, N.C.)
(4) Oklahoma 80, (13) Northeastern 74

1985 NCAA CHAMPIONSHIP
East Regional First Round
(The Omni, Atlanta, Ga.)
(3) Illinois 76, (14) Northeastern 57

1984 NCAA CHAMPIONSHIP
Opening Round (The Palestra, Philadelphia, Pa.)
Northeastern 90, LIU 87
East Regional First Round
(Byrne Arena, Rutherford, N.J.)
(6) Va. Common. 70, (11) Northeastern 69

1983 NCAA CHAMPIONSHIP (52 teams)
Opening Round (The Palestra, Philadelphia, Pa.)
LaSalle 70, Boston University 58

1982 NCAA CHAMPIONSHIP (48 teams)
East Regional First Round
(Nassau County Coliseum, Uniondale, N.Y.)
(11) Northeastern 63, (6) St. Joseph's 62
Second Round
(3) Villanova 76, Northeastern 72 (3 ot)

1981 NCAA CHAMPIONSHIP (48 teams)
Midwest Regional First Round
(Special Events Center, El Paso, Texas)
(11) Northeastern 55, (6) Fresno State 53
Second Round
(3) Utah 94, Northeastern 69

1980 NCAA CHAMPIONSHIP (48 teams)
East Regional First Round
(Providence Civic Center, Providence, R.I.)
(6) Iona 84, (11) Holy Cross 78

Past Conference Champions

1979-80	Holy Cross
1980-81	Northeastern
1981-82	Northeastern
1982-83	Boston University
1983-84	Northeastern
1984-85	Northeastern
1985-86	Northeastern
1986-87	Northeastern
1987-88	Boston University
1988-89	Siena
1989-90	Boston University
1990-91	Northeastern
1991-92	Delaware
1992-93	Delaware
1993-94	Drexel
1994-95	Drexel
1995-96	Drexel
1996-97	Boston University
1997-98	Delaware
1998-99	Delaware
1999-00	Hofstra
2000-01	Hofstra
2001-02	Boston University
2002-03	Vermont
2003-04	Vermont
2004-05	Vermont
2005-06	Albany
2006-07	Albany
2007-08	UMBC
2008-09	Binghamton
2009-10	Vermont
2010-11	Boston University
2011-12	Vermont
2012-13	Albany
2013-14	Albany
2014-15	Albany

2014-15 FINAL STANDINGS

	AMERICA EAST							OVERALL							
School	W	L	Pct.	Home	Away	Last 5	Streak	W	L	Pct.	Home	Away	Neu.	Last 5	Streak
Albany	15	1	.938	7-1	8-0	5-0	W1	24	9	.727	12-3	12-5	0-1	4-1	L1
Stony Brook	12	4	.750	7-1	6-2	5-0	L1	23	12	.657	13-2	9-10	1-0	5-0	L2
Vermont	12	4	.750	7-1	5-3	4-1	L1	20	14	.588	13-4	7-10	0-0	4-1	L1
New Hampshire	12	5	.688	7-2	5-3	2-3	L2	19	13	.594	12-3	7-10	0-0	2-3	L2
Hartford	7	10	.412	3-5	4-5	2-3	L2	14	16	.467	7-7	7-8	0-1	2-3	L2
UMass Lowell	6	10	.375	4-4	2-6	2-3	L2	12	17	.414	6-5	6-12	0-0	2-3	L2
Binghamton	**5**	**11**	**.312**	**4-4**	**1-7**	**2-3**	**L1**	**6**	**26**	**.188**	**5-9**	**1-15**	**0-2**	**2-3**	**L1**
UMBC	2	14	.125	1-7	1-7	1-4	L3	4	26	.133	2-11	2-15	0-0	1-4	L3
Maine	2	14	.125	1-7	1-7	0-5	L6	3	27	.100	2-9	1-17	0-1	0-5	L6

2015 AMERICA EAST CHAMPIONSHIP

QUARTERFINALS

March 4 (at SEFCU Arena, Albany, N.Y.)

No. 1 Albany 83, No. 8 Maine 66
No. 2 Vermont 66, No. 7 UMBC 39
No. 3 Stony Brook 62, No. 6 Binghamton 57
No. 5 New Hampshire 67, No. 4 Hartford 63 (OT)

SEMIFINALS

March 9 (at Albany)

No. 3 Stony Brook 79, No. 2 Vermont 77
No. 1 Albany 60, No. 4 New Hampshire 58

CHAMPIONSHIP GAME

March 15 (at Stony Brook)

No. 1 Albany 51, No. 3 Stony Brook 50

ALL-TOURNAMENT TEAM

Peter Hooley, Albany (Most Outstanding)
Sam Rowley, Albany
Carson Puriefoy, Stony Brook
Jameel Warney, Stony Brook
Jaleen Smith, New Hampshire

2014-15 WEEKLY AWARD WINNER

Date	Player	Rookie
Nov. 17	Rayshaun McGrew, Stony Brook	Jahad Thomas, UMass Low.
Nov. 24	Jameel Warney, Stony Brook	Jahad Thomas, UMass Low.
Dec. 2	Daniel Dion, UNH	Kurt Steidl, Vermont
	Jameel Warney, Stony Brook	Jahad Thomas, UMass Low.
Dec. 8	Marco Banegas-Flores, UMass Low.	**Dusan Perovic, Bing.**
Dec. 15	Mark Nwakamma, Hartford	Tanner Leissner, UNH
Dec. 22	Jameel Warney, Stony Brook	Jourdan Grant, UMBC
Dec. 29	Jameel Warney, Stony Brook	**Willie Rodriguez, Bing.**
Jan. 5	Jameel Warney, Stony Brook	Jahad Thomas, UMass Low.
Jan. 12	Jameel Warney, Stony Brook	**Romello Walker, Bing.**
Jan. 19	Mark Nwakamma, Hartford	Jahad Thomas, UMass Low
		Tanner Leissner, UNH
Jan. 26	Sam Rowley, Albany	Tanner Leissner, UNH
Feb. 2	Sam Rowley, Albany	Tanner Leissner, UNH
Feb. 9	Evan Singletary, Albany	Kevin Little, Maine
Feb. 16	Ethan O'Day, Vermont	Tanner Leissner, UNH
Feb. 23	Jameel Warney, Stony Brook	Lance Crawford, UMass Low.
March 2	Jameel Warney, Stony Brook	**Willie Rodriguez, Bing.**

ALL-CONFERENCE TEAMS

FIRST TEAM

Pos.	Name	School
F	Sam Rowley	Albany
G	Evan Singletary	Albany
F	Jameel Warney	Stony Brook
G	Carson Puriefoy	Stony Brook
F	Ethan O'Day	Vermont

SECOND TEAM

Pos.	Name	School
G	Peter Hooley	Albany
F	Mark Nwakamma	Hartford
F	Cody Joyce	UMBC
F	Tanner Leissner	New Hampshire
G	Dre Wills	Vermont

THIRD TEAM

Pos.	Name	School
G	Ray Sanders	Albany
G	Jahad Thomas	UMass Lowell
F	Jacoby Armstrong	New Hampshire
G	Matt Miller	New Hampshire
F	Rayshaun McGrew	Stony Brook

ALL-DEFENSIVE TEAM

Pos.	Name	School
G	Ray Sanders	Albany
G	Corban Wroe	Hartford
G	Joe Bramanti	New Hampshire
F	Jameel Warney	Stony Brook
G	Dre Wills	Vermont
F	Ethan O'Day	Vermont

ALL-ROOKIE TEAM

Pos.	Name	School
G	**Willie Rodriguez**	**Binghamton**
G	Kevin Little	Maine
G	Jahad Thomas	UMass Lowell
F	Tanner Leissner	New Hampshire
G	Trae Bell	Vermont

ALL-ACADEMIC TEAM

Name	School
Dallas Ennema	Albany
Peter Hooley	Albany
Sam Rowley	Albany
Corban Wroe	Hartford
D.J. Mlachnik	UMass Lowell

Player of the Year: Jameel Warney, Stony Brook
Rookie of of the Year: Tanner Leissner, New Hampshire
Co-Sixth Man of the Year: Justin Graham, Hartford & Cam Ward, Vermont
Defensive Player of the Year: Jameel Warney, Stony Brook
Coach of the Year: Will Brown, Albany

2014-15 STATISTICAL LEADERS

INDIVIDUAL

SCORING

Player	Team	G	Pts.	Avg.
Jameel Warney	SBU	35	575	16.4
Carson Puriefoy	SBU	35	504	14.4
Jahad Thomas	UML	22	314	14.3
Sam Rowley	ALBANY	33	459	13.9
Cody Joyce	UMBC	30	401	13.4
Evan Singletary	ALBANY	33	430	13.0
Ethan O'Day	VERM	34	421	12.4
Tanner Leissner	UNH	29	357	12.3
Mark Nwakamma	HART	28	338	12.1
Willie Rodriguez	**BING**	**32**	**378**	**11.8**

REBOUNDING

Player	Team	GP	Reb.	Avg.
Jameel Warney	SBU	35	409	11.7
Rayshaun McGrew	SBU	35	278	7.9
Sam Rowley	ALBANY	33	251	7.6
Tanner Leissner	UNH	29	208	7.2
Jahad Thomas	UML	22	142	6.5
Cody Joyce	UMBC	30	173	5.8
Mark Nwakamma	HART	28	158	5.6
Willie Rodriguez	**BING**	**32**	**175**	**5.5**

ASSISTS

Player	Team	GP	Asst.	Avg.
Jourdan Grant	UMBC	30	121	4.0
Trae Bell-Haynes	VERM	34	118	3.5
Carson Puriefoy	SBU	35	118	3.4
Aaron Calixte	MAINE	30	101	3.4
Evan Singletary	ALBANY	33	94	2.8
Jaleen Smith	UNH	32	90	2.8
Shaun Lawton	MAINE	29	81	2.8
Yolonzo Moore II	HART	30	80	2.7
Marlon Beck II	**BING**	**32**	**84**	**2.6**

FG PERCENTAGE
(MIN. 3.0 MADE PER GAME)

Player	Team	GP	FG-FGA	Pct.
Ethan O'Day	VERM	34	175-302	.579
Dre Wills	VERM	34	120-210	.571
Jameel Warney	SBU	35	243-452	.538
Till Gloger	MAINE	30	140-266	.526
Jahad Thomas	UML	22	123-235	.523

3-PT FG PERCENTAGE
(MIN. 1.0 MADE PER GAME)

Player	Team	GP	FG-FGA	Pct.
Matt Miller	UNH	29	63-131	.481
Evan Singletary	ALBANY	33	61-152	.401
Cam Ward	VERM	34	37-94	.394
Roland Nyama	SBU	35	41-105	.390
Marco Banegas-Flores	UML	27	31-82	.378

3-PT FG MADE PER GAME

Player	Team	GP	FG	Avg
Zarko Valjarevic	MAINE	28	64	2.3
Matt Miller	UNH	29	63	2.2
Taylor Dyson	HART	30	60	2.0
Evan Singletary	ALBANY	33	61	1.8
Matt Harris	UML	26	47	1.8

FREE THROW PERCENTAGE
(MIN. 2.0 MADE PER GAME)

Player	Team	GP	FT-FTA	Pct.
Taylor Dyson	HART	30	41-47	.872
Aaron Calixte	MAINE	30	33-40	.825
Sam Rowley	ALBANY	33	123-150	.820
Evan Singletary	ALBANY	33	93-115	.809
Jaleen Smith	UNH	32	91-113	.805

ASSIST/TURNOVER RATIO
(MIN. 2.0 ASSISTS PER GAME)

Player	Team	A	T	Ratio
Jourdan Grant	UMBC	121	99	1.2
Carson Puriefoy	SBU	118	98	1.2
Aaron Calixte	MAINE	101	85	1.2
Trae Bell-Haynes	VERM	118	105	1.1

STEALS

Player	Team	GP	S	Avg.
Shaun Lawton	MAINE	29	54	1.9
Dre Wills	VERM	34	63	1.9
Marco Banegas-Flores	UML	27	50	1.9
Jourdan Grant	UMBC	30	49	1.6
Devarick Houston	UMBC	30	49	1.6
Corban Wroe	HART	30	41	1.4

BLOCKED SHOTS

Player	Team	GP	Bl.	Avg
Jameel Warney	SBU	35	87	2.5
Ethan O'Day	VERM	34	71	2.1
Devarick Houston	UMBC	30	36	1.2
Dre Wills	VERM	34	33	1.0
Sam Rowley	ALBANY	33	26	0.8
Willie Rodriguez	**BING**	**32**	**23**	**0.7**

MINUTES PLAYED

Player	Team	GP	Min.	Avg
Jourdan Grant	UMBC	30	1048	34.9
Evan Singletary	ALBANY	33	1152	34.9
Corban Wroe	HART	30	1036	34.5
Cody Joyce	UMBC	30	1012	33.7
Chad Holley	UML	29	963	33.2

TEAM (CONFERENCE GAMES ONLY)

TEAM OFFENSE

Team	FG-FGA	Pct	3FG	FT	Avg
Vermont	383-789	.485	83	231	67.5
Albany	352-780	.451	101	261	66.6
New Hamp.	384-859	.447	122	243	66.6
UMBC	318-759	.424	90	205	58.2
Stony Brook	383-905	.423	90	184	65.0
UMass Lowell	332-808	.411	126	186	61.0
Binghamton	**320-785**	**.408**	**78**	**216**	**58.4**
Hartford	370-911	.406	134	190	62.6
Maine	332-831	.400	107	150	57.6

TEAM DEFENSE

Team	FG-FGA	Pct	3FG	FT	Avg
Vermont	293-787	.372	70		
Stony Brook	319-826	.386	105		
New Hamp.	347-894	.388	93		
Albany	313-783	.400	103		
Binghamton	**349-793**	**.440**	**117**		
Hartford	380-847	.449	110		
UMBC	386-834	.463	112		
Maine	410-866	.473	112		
UMass Lowell	377-788	.478	109		

TEAM SCORING MARGIN

Team	Pts	Avg	PA	Avg	+/-
Vermont	1080	67.5	880	55.0	+12.5
Albany	1066	66.6	897	56.1	+7.9
Stony Brook	1040	65.0	914	57.1	+10.6
New Hamp.	1133	66.6	1037	61.0	+5.6
Hartford	1064	62.6	1130	66.5	-3.9
Binghamton	**934**	**58.4**	**1006**	**62.9**	**-4.5**
UMass Lowell	976	61.0	1062	66.4	-5.4
UMBC	931	58.2	1090	68.1	-9.9
Maine	921	57.6	1129	70.6	-13.0

TEAM REBOUNDING MARGIN

Team	Rebs	Avg	OPP	Avg	+/-
Stony Brook	628	39.2	490	30.6	+8.6
UAlbany	542	33.9	436	27.3	+6.6
New Hamp	622	36.6	541	31.8	+4.8
Vermont	535	33.4	476	29.8	+3.7
Hartford	539	31.7	584	34.4	-2.6
Binghamton	**490**	**30.6**	**535**	**33.4**	**-2.8**
UMBC	454	28.4	531	33.2	-4.8
Maine	469	29.3	564	35.2	-5.9
UMass Lowell	431	26.9	553	34.6	-7.6

TEAM FIELD GOAL PERCENTAGES

Team	G	FG	FGA	PCT.
Vermont	16	383	789	.485
Albany	16	352	780	.451
New Hamp	17	384	859	.447
UMBC	16	318	750	.424
Stony Brook	16	383	905	.423
UMass Lowell	16	332	808	.411
Binghamton	**16**	**320**	**785**	**.408**
Hartford	17	370	911	.406
Maine	16	332	831	.400

WHERE BINGHAMTON RANKED...
(CONFERENCE GAMES ONLY)

Category	Rank (out of 9)
Scoring Offense	7th
Scoring Defense	5th
Scoring Margin	6th
FG Percentage	7th
Free Throw Percentage	9th
3-pt FG Percentage	9th
FG Percentage Defense	5th
Rebound Average	6th
Rebound Margin	6th
Blocked Shots	5th
Assists	9th
Steals	4th

ALL-CONFERENCE SELECTIONS

2001-02	Jeffrey St. Fort, 3rd team
	Nick Billings, All-Rookie
2002-03	Anthony Green, 1st team
	Nick Billings, 2nd Team,
	Defensive Player of Year
2003-04	Nick Billings, 2nd Team
	Brandon Carter, 3rd Team
	Troy Hailey, All-Rookie
2004-05	Andre Heard, 2nd Team
2005-06	Andre Heard, 1st Team, All Defense
	S. Hermenier, 2nd Team, All Defense
	Mike Gordon, 3rd Team, All Defense
2006-07	Mike Gordon, 2nd Team, All Defense
	Lazar Trifunovic, All-Rookie
2007-08	Mike Gordon, 2nd Team, All Defense
	Lazar Trifunovic, 3rd Team
2008-09	Emanuel Mayben, 2nd Team
	D.J. Rivera, 2nd Team
	Reggie Fuller, 3rd Team, All Defense
2009-10	Greer Wright, 1st Team
	Dylan Talley, Rookie of Year,
	All-Rookie
2010-11	Mahamoud Jabbi, 3rd Team,
	All Defense
2011-12	Ben Dickinson, All-Rookie
2012-13	Jordan Reed, 3rd Team, All-Rookie
2013-14	Jordan Reed, 2nd Team
	Yosef Yacob, All-Rookie
2014-15	Willie Rodriguez, All-Rookie

ALL-CHAMPIONSHIP SELECTIONS

2006	Andre Heard
2009	D.J. Rivera, Reggie Fuller,
	Emanuel Mayben

WEEKLY HONORS

2001-02

AE PLAYER OF THE WEEK
Dec. 3-9 Jeffrey St. Fort

AE ROOKIE OF THE WEEK
Feb. 4-10 Andrew Hannan

2002-03

AE PLAYER OF THE WEEK
Nov. 25-Dec. 1 Anthony Green
Dec. 2-8 Anthony Green
Jan. 6-12 Anthony Green
Feb. 17-23 Nick Billings

2003-04

AE PLAYER OF THE WEEK
Jan. 26-Feb. 1 Brandon Carter

AE ROOKIE OF THE WEEK
Dec. 15-21 Troy Hailey

2005-06

AE PLAYER OF THE WEEK
Dec. 12-18 Sebastian Hermenier
Jan. 9-15 Andre Heard

AE ROOKIE OF THE WEEK
Jan. 2-8 Ian Milne

2006-07

AE PLAYER OF THE WEEK
Dec. 18-25 Richard Forbes

AE ROOKIE OF THE WEEK
Dec. 26-Jan. 1 Lazar Trifunovic
Feb. 19-25 Lazar Trifunovic

2007-08

AE PLAYER OF THE WEEK
Dec. 26-Jan. 1 Lazar Trifunovic
Jan. 8-13 Mike Gordon

AE ROOKIE OF THE WEEK
Nov. 26-Dec. 2 Devon McBride
Jan. 14-20 Brandon Herbert

2008-09

AE PLAYER OF THE WEEK
Dec 1-7 D.J. Rivera
Dec. 22-28 D.J. Rivera
Feb. 2-8 Emanuel Mayben

2009-10

AE PLAYER OF THE WEEK
Dec. 14-20 Greer Wright
Jan. 18-24 Greer Wright
Jan. 25-31 Greer Wright

AE ROOKIE OF THE WEEK
Nov. 23-29 Dylan Talley
Dec. 7-13 Dylan Talley
Dec. 14-20 Pina Guillaume
Dec. 28-Jan. 3 Pina Guillaume
Jan. 18-24 Dylan Talley
Jan. 25-31 Dylan Talley
Feb. 15-21 Dylan Talley

2010-11

AE PLAYER OF THE WEEK
Nov. 12-14 Greer Wright
Jan. 24-30 Mahamoud Jabbi

2011-12

AE ROOKIE OF THE WEEK
Nov. 7-13 Ben Dickinson
Feb. 20-26 Ben Dickinson

2012-13

AE ROOKIE OF THE WEEK
Nov. 11-18 Jordan Reed
Dec. 2-9 Jordan Reed
Dec 23-30 Jordan Reed
Jan. 28-Feb 3. Jordan Reed
Feb. 11-17 Jordan Reed
Feb. 18-24 Jordan Reed

2013-14

AE PLAYER OF THE WEEK
Nov. 11-17 Jordan Reed
Dec. 2-8 Jordan Reed
Feb. 3-9 Jordan Reed
Feb. 25-March 2 Jordan Reed

AE ROOKIE OF THE WEEK
Nov. 4-10 Nick Madray
Nov. 18-24 Magnus Richards
Dec. 2-8 Marlon Beck
Dec. 23-29 Marlon Beck
Jan. 6-12 Yosef Yacob
Feb. 10-16 Marlon Beck
Feb. 17-23 Yosef Yacob

2014-15

AE ROOKIE OF THE WEEK
Dec. 1-7 Dusan Perovic
Dec. 22-28 Willie Rodriguez
Jan. 5-11 Romello Walker
Feb. 24-March 1 Willie Rodriguez

BINGHAMTON IN THE AMERICA EAST

Year	Record	Home	Away	Preseason Pick	Final Place	AE Tourney
2001-02	6-10	3-5	3-5	9th of 9	6th	Not eligible (Division I transition)
2002-03	9-7	7-1	2-6	6th of 9	4th	Not eligible (Division I transition)
2003-04	10-8	5-4	5-4	6th of 10	5th	Lost in quarterfinals (0-1)
2004-05	8-10	6-3	2-7	5th of 10	5th	Advanced to semifinals (1-1)
2005-06	12-4	6-2	6-2	4th of 9	2nd	Advanced to semifinals (1-1)
2006-07	6-10	4-4	2-6	6th of 9	6th	Lost in quarterfinals (0-1)
2007-08	9-7	5-3	4-4	4th of 9	T-4th	Lost in quarterfinals (0-1)
2008-09	13-3	7-1	6-2	5th of 9	1st	America East Champions (3-0)
2009-10	8-8	6-2	3-5	9th of 9	5th	Not eligible
2010-11	4-12	2-6	2-6	7th of 9	T-8th	Advanced to quarterfinals (1-1)
2011-12	1-15	1-7	0-8	9th of 9	9th	Advanced to quarterfinals (1-1)
2012-13	1-15	0-8	1-7	9th of 9	9th	Lost in quarterfinals (0-1)
2013-14	4-12	2-6	2-6	7th of 9	T-7th	Lost in quarterfinals (0-1)
2014-15	5-11	4-4	1-7	5th of 9	7th	Lost in quarterfinals (0-1)
TOTALS	96-132 (.421)	58-56 (.509)	38-76 (.333)			

THE RECORD BOOK

BINGHAMTON UNIVERSITY BEARCATS



IN THIS SECTION

DI Individual Record Snapshot 68
Division I Individual Records 69-77
Division I Team Records 78-81
Division I Opponent Records..... 82-83
America East Records..... 84-87
America East Tournament..... 88-95
NCAA Tournament Appearance..... 92
In-Season Tournament Records..... 96-97
Year-By-Year Information 98-99
All-Time Records Snapshot.....100-101
All-Time Top-10 Charts.....102-104
Most Points in a Game 105
1,000 Point Scorers.....106-107
Hall of Fame Members.....108-111

GAME

POINTS SCORED
34 Dusan Perovic vs. Boston 12-3-14

POINTS SCORED BY A FRESHMAN
34 Dusan Perovic vs. Boston 12-3-15

POINTS SCORED BY A SOPHOMORE
33 Jordan Reed vs. Hartford 2-27-14

POINTS SCORED BY A JUNIOR
32 Andre Heard vs. Colgate, 12-28-04

POINTS SCORED BY A SENIOR
32 Mike Gordon vs. Albany, 1-12-08
Anthony Green vs. St. Francis, 1-7-03

FIELD GOALS MADE
12 Richard Forbes vs. Manhattan, 2-23-08

FIELD GOAL ATTEMPTS
32 Jordan Reed vs. Maine, 2-16-13

FIELD GOAL PCT. (MIN. 10 ATT.)
.900 Sebastian Hermenier (9-10) vs. North Florida, 12-17-05

FREE THROWS MADE
17 Jordan Reed vs. Vermont, 3-2-14

FREE THROW ATTEMPTS
21 Jordan Reed vs. Vermont, 3-2-1

FREE THROW PCT. (MIN 10 ATT.)
1.000 Jordan Reed (11-11) vs. UNH, 2-12-14
Jordan Reed (11-11) vs. Cornell, 11-13-13
Rob Mansell (10-10) vs. UNH 1/22/12

3- PT FIELD GOALS MADE
8 Moussa Camara vs. UMBC, 3-3-11
Mike Gordon vs. Albany 1-12-08

3-PT FIELD GOAL ATTEMPTS
14 Moussa Camara vs. UMBC, 3-3-11
14 Jimmy Gray vs. Marywood 11-24-12

3-PT FIELD GOAL PCT. (MIN 5 ATT.)
.833 Nick Madray vs. Cornell, 11-13-13

REBOUNDS
18 Jordan Reed vs. St. Peter's, 11-18-12

ASSISTS
13 Anthony Green vs. Northeastern, 2-23-03

STEALS
6 Jordan Reed vs. UNH, 2-12-14
D.J. Rivera vs. UNH, 2-22-09
D.J. Rivera vs. Vermont, 1-8-09
Mike Gordon vs. Maine, 1-27-08
Mike Gordon vs. UNH, 1-18-07
Richard Forbes vs. Rider, 12-1-07
Brandon Carter vs. Albany, 1-14-04

BLOCKED SHOTS
10 Nick Billings vs. Hartford, 1-31-04
Nick Billings vs. Northeastern, 2-23-03
Nick Billings vs. Boston U., 2-9-03

SEASON

POINTS SCORED
639 D.J. Rivera 2008-09

SCORING AVERAGE
20.0 D.J. Rivera 2008-09

POINTS SCORED BY A FRESHMAN
466 Jordan Reed 2012-13

POINTS SCORED BY A SOPHOMORE
447 Jordan Reed 2013-14

POINTS SCORED BY A JUNIOR
639 D.J. Rivera 2008-09

POINTS SCORED BY A SENIOR
451 Anthony Green 2002-03

FIELD GOALS MADE
230 D.J. Rivera 2008-09

FIELD GOAL ATTEMPTS
486 D.J. Rivera 2008-09

FIELD GOAL PCT.
.609 Reggie Fuller (78-128) 2007-08

FREE THROWS MADE
165 Jordan Reed 2013-14

FREE THROW ATTEMPTS
231 Jordan Reed 2013-14

FREE THROW PCT.
.847 Richard Forbes (72-85) 2007-08

3-PT FIELD GOALS MADE
73 Moussa Camara 2010-11

3-PT FIELD GOAL ATTEMPTS
216 Jimmy Gray 2012-13

3-PT FIELD GOAL PCT. (min. 1 made p/g)
.396 Mike Wright (44-111) 2008-09

REBOUNDS
266 Jordan Reed 2012-13

REBOUND AVERAGE
9.5 Jordan Reed 2012-13

ASSISTS
149 Emanuel Mayben 2008-09

ASSIST AVERAGE
4.7 Emanuel Mayben 2008-09

STEALS
71 Mike Gordon 2006-07

STEAL AVERAGE
2.45 Mike Gordon 2006-07

BLOCKED SHOTS
117 Nick Billings 2002-03

BLOCKED SHOT AVERAGE
4.3 Nick Billings 2002-03

CAREER

POINTS SCORED
1,042 Troy Hailey 2003-07

SCORING AVERAGE
15.7 Andre Heard 2004-06

FIELD GOALS MADE
358 Mike Gordon 2004-08

FIELD GOAL ATTEMPTS
960 Troy Hailey 2003-07

FIELD GOAL PCT.
.599 Reggie Fuller (206-344) 2007-09

FREE THROWS MADE
294 Jordan Reed 2012-15

FREE THROW ATTEMPTS
425 Jordan Reed 2012-

FREE THROW PCT.
.821 Anthony Green 2001-03

3-PT FIELD GOALS MADE
182 Troy Hailey 2003-07

3-PT FIELD GOAL ATTEMPTS
548 Troy Hailey 2003-07

3-PT FIELD GOAL PCT.
.391 Steve Proctor 2005-07

20+ SCORING GAMES
21 D.J. Rivera 2008-09

REBOUNDS
598 Nick Billings 2001-05

REBOUND AVERAGE
9.2 Jordan Reed 2012-15

ASSISTS
403 Mike Gordon 2004-08

ASSIST AVERAGE
3.76 Anthony Green 2001-03

STEALS
210 Mike Gordon 2004-08

STEAL AVERAGE
1.97 Andre Heard 2004-06

BLOCKED SHOTS
336 Nick Billings 2001-05

BLOCKED SHOT AVERAGE
3.14 Nick Billings 2001-05

GAMES PLAYED
117 Troy Hailey 2003-07

GAMES STARTED
105 Troy Hailey 2003-07

CONSECUTIVE GAMES STARTED
102 Mike Gordon 2004-08

SCORING

YEAR-BY-YEAR SCORING LEADERS

Season	Player	G	PTS	AVG
2001-02	Jeffrey St. Fort	28	361	12.9
2002-03	Anthony Green	27	451	16.7
2003-04	Nick Billings	30	374	12.5
2004-05	Andre Heard	29	414	14.3
2005-06	Andre Heard	29	495	17.1
2006-07	Steve Proctor	27	319	11.8
2007-08	Lazar Trifunovic	28	391	14.0
2008-09	D.J. Rivera	32	639	20.0
2009-10	Greer Wright	31	466	15.0
2010-11	Greer Wright	25	334	13.4
2011-12	Robert Mansell	28	392	14.0
2012-13	Jordan Reed	28	466	16.6
2013-14	Jordan Reed	29	447	15.5
2014 15	Willie Rodriguez	32	378	11.8

SINGLE GAME

MOST POINTS SCORED

No.	Player	Date	Opponent	FG	3PT	FT	Pts
1.	Dusan Perovic	12-3-15	Boston	11	6	6	34
2.	Jordan Reed	2-27-14	Hartford	10	2	11	33
T-3	Mike Gordon	1-12-08	Albany	11	8	2	32
	Andre Heard	12-28-04	Colgate	10	3	9	32
	Anthony Green	1-7-03	St. Francis (N.Y.)	9	5	9	32
T-6	Emanuel Mayben	2-4-09	Vermont	11	5	4	31
	Greer Wright	3-3-11	UMBC	11	5	4	31
T-8	Greer Wright	1-24-10	Vermont	10	5	5	30
	Anthony Green	2-26-03	Stony Brook	9	4	8	30
	Moussa Camara	3-3-11	UMBC	10	8	2	30

BY A SENIOR

1.	Mike Gordon	1-12-08	Albany	11	8	2	32
	Anthony Green	1-17-03	St. Francis (N.Y.)	9	5	9	32

BY A JUNIOR

1.	Andre Heard	12-28-04	Colgate	10	3	9	32

BY A SOPHOMORE

1.	Jordan Reed	2-27-14	Hartford	10	2	11	33

BY A FRESHMAN

1.	Jordan Reed	2-16-13	Maine	9	0	11	29

IN A CAREER DEBUT

1.	D.J. Rivera	11-17-08	Mansfield	11	0	6	28

IN A FRESHMAN DEBUT

1.	Ben Dickinson	11-12-11	Colgate	7	2	11	27

IN A BINGHAMTON LOSS

1.	Jordan Reed	2-27-14	Hartford	10	2	11	33

IN THE WEST GYM

1.	Anthony Green	12-28-04	St. Francis (N.Y.)	9	5	9	32

IN THE EVENTS CENTER

T-1	Greer Wright	1-24-10	Vermont	10	5	5	30
	Jordan Reed	3-2-14	Vermont (ot)	6	1	17	30

ON OPPONENT'S HOME COURT

1.	Jordan Reed	2-27-14	Hartford	10	2	11	33

ON A NEUTRAL COURT

1.	Andre Heard	12-28-04	Colgate	10	3	9	32

IN AN AMERICA EAST TOURNAMENT GAME

1.	Greer Wright	3-3-11	UMBC	11	5	4	31

IN THE AMERICA EAST CHAMPIONSHIP GAME

1.	Reggie Fuller	3-14-09	UMBC	7	0	5	19

IN AN NCAA TOURNAMENT GAME

1.	D.J. Rivera	3-19-09	Duke	9	1	1	20

MOST POINTS SCORED/CONFERENCE

1.	Jordan Reed	2-27-14	Hartford	10	2	11	33
2.	Mike Gordon	1-12-08	Albany	11	8	2	32
3.	Emanuel Mayben	2-4-09	Vermont	11	5	4	31

MOST POINTS SCORED IN CONSECUTIVE GAMES

63 Jordan Reed vs. Hartford (33 pts. on 2-27-14) and Vermont (30 pts. on 3-2-14)

SINGLE SEASON

MOST POINTS SCORED

No.	Player	Season	G	FG	3PT	FT	AVG	PTS
1.	D.J. Rivera	2008-09	32	230	47	132	20.0	639
2.	Andre Heard	2005-06	29	175	47	98	17.1	495
3.	Greer Wright	2009-10	31	152	41	121	15.0	466
3.	Jordan Reed	2012-13	28	165	7	129	16.6	466
5.	Anthony Green	2002-03	27	140	71	100	16.7	451

MOST POINTS SCORED/CONFERENCE

No.	Player	Season	G	FG	3PT	FT	AVG	PTS
1.	D.J. Rivera	2008-09	16	113	30	59	19.7	315
2.	Andre Heard	2005-06	16	101	21	58	17.6	281
3.	Greer Wright	2009-10	16	88	26	67	16.8	269

HIGHEST SCORING AVERAGE

No.	Player	Season	G	PTS	AVG
1.	D.J. Rivera	2008-09	32	639	20.0
2.	Andre Heard	2005-06	29	495	17.1
3.	Anthony Green	2002-03	27	451	16.7

ALL-TIME 20+ POINT PERFORMANCES

DIVISION I ERA (2001-13)

Name	Years	Games	Career-High
D.J. Rivera	2008-09	21	29, 1-8-09 vs. Vermont
Jordan Reed	2012-15	16	33, 2-27-14 vs. Hartford
Andre Heard	2004-06	16	32, 12-28-04 vs. Colgate
Greer Wright	2009-11	15	31, 3-3-11 vs. UMBC
Anthony Green	2001-03	15	32, 1-7-03 vs. St. Francis
Richard Forbes	2006-08	9	27, 2-23-08 vs. Manhattan
Lazar Trifunovic	2006-08	7	26, 1-27-08 vs. Maine
Nick Billings	2001-05	7	25, 1-21-04 vs. Northeastern
Mike Gordon	2004-08	6	32, 1-12-08 vs. Albany
Ben Dickinson	2011-12	6	27, 11-12-11 vs. Colgate
Robert Mansell	2010-12	5	26, 11-14-11 vs. Cornell
Nick Madray	2013-15	4	23, 11-13-13 vs. Cornell
Jimmy Gray	2009-13	4	24, 1-2-13 vs. Hartford
Moussa Camara	2007-11	4	30, 3-3-11 vs. UMBC
Mahamoud Jabbi	2009-11	4	22, 1-26-11 vs. Boston Univ.
Dylan Talley	2009-10	4	25, 2-21-10 vs, UMBC
Emanuel Mayben	2008-09	4	31, 2-4-09 vs. Vermont
Steve Proctor	2005-07	4	26, 12-18-06 vs. North Florida
Yosef Yacob	2013-	3	22 twice, last 3-2-14 vs. Verm.
Malik Alvin	2008-09	3	29, 3-7-09 vs. Hartford
Dwayne Jackson	2005-09	3	26, 2-17-08 vs. Maine
Troy Hailey	2003-07	3	29, 12-20-05 vs. Albany
Sebastian Hermenier	2001-06	3	24, 12-17-05 vs. North Florida
Brandon Carter	2002-04	3	27, 1-31-04 vs. Hartford
Chretien Lukusa	2007-11	2	24, 12-12-09 vs. Drake
Reggie Fuller	2007-09	2	22, 2-22-09 vs. UNH
Jeffrey St. Fort	2001-03	2	23, 2-21-02 vs. St. Francis
Mike Wright	2001-02	2	26, 1-12-02 vs. Northeastern
Marlon Beck	2013-	1	27, 11-13-13 vs. Cornell
Taylor Johnston	2009-13	1	22, 1-7-13 vs. Albany
Kyrie Sutton	2010-11	1	21, 1-17-11 vs. Hartford
Brandon Herbert	2007-09	1	20, 1-15-08 vs. Stony Brook
Milos Klimovic	2007-08	1	23, 11-12-07 vs. St. Bonaventure
Duane James	2005-07	1	22, 12-29-06 vs. Alcorn State
Schafer Jackson	2004-06	1	26, 2-16-05 vs. UMBC
Alex Adediran	2003-05	1	21, 3-6-05 vs. Vermont
Jeffrey Daws	1998-02	1	20, 1-7-02 vs. Albany

HIGHEST SCORING AVERAGE/CONFERENCE

No.	Player	Season	G	PTS	AVG
1.	D.J. Rivera	2008-09	16	315	19.7
2.	Andre Heard	2005-06	16	281	17.6
3.	Greer Wright	2009-10	16	269	16.8

CAREER RECORDS

MOST POINTS SCORED

No.	Player	G	FG	3PT	FT	AVG	PTS
1.	Troy Hailey (2003-07)	117	351	182	158	8.9	1042
2.	Mike Gordon (2004-08)	115	358	141	166	8.9	1023
3.	Jordan Reed (2012-15)	57	299	21	294	16.0	913
4.	Andre Heard (2004-06)	58	317	94	181	15.7	909
5.	Nick Billings (2001-05)	107	355	1	157	8.1	868
5.	Moussa Camara (2007-11)	108	261	149	143	11.2	814
6.	Jimmy Gray (2009-13)	115	285	163	79	7.1	812
7.	Greer Wright (2009-11)	56	258	75	209	13.4	800
8.	S. Hermenier (2001-06)	115	236	44	247	6.7	768
9.	Lazar Trifunovic (2006-08)	57	285	0	136	12.4	706
10.	Anthony Green (2001-03)	49	213	85	161	13.7	672
11.	Richard Forbes (2006-08)	57	219	74	133	11.3	645
12.	Chretien Lukusa (2007-11)	106	227	56	130	6.0	640
13.	D.J. Rivera (2008-09)	32	230	47	132	20.0	639
14.	Jeffrey St. Fort (2001-03)	55	216	30	149	11.1	611
15.	Dwayne Jackson (2005-09)	100	177	85	115	5.54	554
16.	Reggie Fuller (2007-09)	61	206	1	105	8.5	518
17.	Brandon Carter (2002-04)	57	172	68	104	9.1	516
18.	Mahamoud Jabbi (2009-11)	62	204	33	59	8.1	500
19.	Alex Adediran (2003-05)	56	173	—	118	8.3	464
21.	Kyrie Sutton (2008-11)	84	168	0	62	4.7	398
22.	Steve Proctor (2005-07)	42	125	61	80	9.3	391
23.	Emanuel Mayben (2008-09)	32	125	45	73	11.5	368
23.	Taylor Johnston (2009-13)	107	124	80	40	3.4	368
25.	Duane James (2005-07)	52	121	15	83	6.5	340

IN A TWO-YEAR CAREER

No.	Player	G	FG	3PT	FT	AVG	PTS
1.	Andre Heard (2004-06)	58	320	95	181	15.7	909
2.	Greer Wright (2009-11)	56	258	75	209	13.4	800
3.	Lazar Trifunovic (2006-08)	57	285	0	136	12.4	706
4.	Anthony Green (2001-03)	49	213	85	161	13.7	672
5.	Richard Forbes (2006-08)	57	219	74	133	11.3	645

HIGHEST SCORING AVERAGE

No.	Player	G	PTS	AVG
1.	Jordan Reed	57	913	16.0
2.	Andre Heard	58	911	15.7
3.	Greer Wright	56	800	14.2
4.	Anthony Green	49	672	13.7
5.	Lazar Trifunovic	57	706	12.4
6.	Richard Forbes	57	645	11.3
7.	Jeffrey St. Fort	55	611	11.1
8.	Steve Proctor	42	391	9.3
9.	Brandon Carter	57	516	9.1
T-10	Mike Gordon	115	1023	8.9
	Troy Hailey	68	1042	8.9

MOST POINTS SCORED/CONFERENCE CAREER

No.	Player	G	PTS
1.	Mike Gordon	65	625
2.	Troy Hailey	68	559
3.	Nick Billings	61	535
4.	Andre Heard	34	519
5.	Moussa Camara	59	486

HIGHEST SCORING AVG./CONFERENCE CAREER

No.	Player	G	PTS	AVG
1.	Jordan Reed	31	491	15.8
2.	Andre Heard	34	519	15.2
3.	Anthony Green	32	427	13.3
4.	Greer Wright	27	370	13.0
5.	Lazar Trifunovic	31	367	11.8

20-POINT GAMES

No.	Player	No.
1.	D.J. Rivera (2008-09)	21
2.	Jordan Reed (2012-)	16
3.	Andre Heard (2004-06)	15
4.	Greer Wright (2009-10)	14
5.	Anthony Green (2001-03)	13

30-POINT GAMES

No.	Player	No.
T-1	Jordan Reed (2012-)	2
	Anthony Green (2001-03)	2
	Greer Wright (2009-11)	2

FIELD GOALS

YEAR-BY-YEAR FIELD GOAL LEADERS

Year	Player	FGM
2001-02	Jeffrey St. Fort	127
2002-03	Anthony Green	140
2003-04	Nick Billings	142
2004-05	Andre Heard	142
2005-06	Andre Heard	175
2006-07	Lazar Trifunovic	126
2007-08	Lazar Trifunovic	159
2008-09	D.J. Rivera	230
2009-10	Greer Wright	152
2010-11	Moussa Camara	122
2011-12	Ben Dickinson	151
2012-13	Jordan Reed	165
2013-14	Jordan Reed	134
2014-15	Willie Rodriguez	137

FIELD GOAL PERCENTAGE (MIN. 100 ATTEMPTS)

Year	Player	PCT
2001-02	Jeffrey St. Fort	.433
2002-03	Nick Billings	.551
2003-04	Alex Adediran	.524
2004-05	Alex Adediran	.483
2005-06	Sebastian Hermenier	.462
2006-07	Lazar Trifunovic	.494
2007-08	Reggie Fuller	.609
2008-09	Reggie Fuller	.593
2009-10	Kyrie Sutton	.597
2010-11	Kyrie Sutton	.487
2011-12	Omar Richards	.471
2012-13	Jordan Reed	.391
2013-14	Roland Brown	.521
2014-15	Willie Rodriguez	.438

SINGLE GAME

MOST FIELD GOALS MADE

FG	Player	Date	Opponent
12	Richard Forbes	2-23-08	Manhattan
11	Dylan Talley	2-21-10	UMBC

	Greer Wright	1-12-10	Stony Brook
	Greer Wright	3-3-11	UMBC
	Emanuel Mayben	2-4-09	Vermont
	D.J. Rivera	11-17-08	Mansfield
	Dwayne Jackson	2-17-08	Maine
	Mike Gordon	1-12-08	Albany
	Anthony Green	2-21-02	St. Francis (N.Y.)
	Jeffrey St. Fort	2-21-02	St. Francis (N.Y.)

MOST FIELD GOALS MADE/CONFERENCE

FG	Player	Date	Opponent
11	Dylan Talley	2-21-10	UMBC
	Greer Wright	1-12-10	Stony Brook
	Greer Wright	3-3-11	UMBC
	Emanuel Mayben	2-4-09	Vermont
	Dwayne Jackson	2-17-08	Maine
	Mike Gordon	1-12-08	Albany

MOST FIELD GOAL ATTEMPTS

FGA	Player	Date	Opponent
32	Jordan Reed	2-16-13	Maine
22	Andre Heard	1-25-06	Vermont
	Andre Heard	1-2-05	Northeastern

HIGHEST FIELD GOAL PERCENTAGE (min. 7 att.)

PCT	Player	Date	Opponent
1.000 (7-7)	Dylan Talley	1-21-10	Hartford
1.000 (7-7)	Reggie Fuller	3-14-09	UMBC
.900 (9-10)	Sebastian Hermenier	12-17-05	North Florida
.875 (7-8)	Brandon Carter	11-29-03	Loyola Mt.

SINGLE SEASON

MOST FIELD GOALS MADE

No.	Player	Year	FGM
1.	D.J. Rivera	2008-09	230
2.	Andre Heard	2005-06	175
3.	Jordan Reed	2012-13	165
4.	Lazar Trifunovic	2007-08	159
5.	Greer Wright	2009-10	152

MOST FIELD GOALS MADE/CONFERENCE

No.	Player	Year	FGM
1.	D.J. Rivera	2008-09	113
2.	Andre Heard	2005-06	101
3.	Jordan Reed	2012-13	93
4.	Greer Wright	2009-10	88
5.	Andre Heard	2004-05	84
	Nick Billings	2003-04	84

MOST FIELD GOAL ATTEMPTS

No.	Player	Year	FGA
1.	D.J. Rivera	2008-09	486
2.	Andre Heard	2005-06	453
3.	Jordan Reed	2012-13	422

FIELD GOAL PERCENTAGE (MIN. 100 ATTEMPTS)

No.	Player	Year	PCT
1.	Reggie Fuller	2007-08	.609 (78-128)
2.	Kyrie Sutton	2009-10	.597 (77-129)
3.	Reggie Fuller	2008-09	.593 (128-216)

FIELD GOAL PERCENTAGE/CONFERENCE (MIN. 3.0 FG MADE PER GAME)

No.	Player	Year	PCT
1.	Reggie Fuller	2007-08	.627 (52-83)
2.	Reggie Fuller	2008-09	.570 (57-100)
3.	Nick Billings	2002-03	.553 (73-132)

CAREER

MOST FIELD GOALS MADE

No.	Player (Years)	FGM
1.	Mike Gordon (2004-08)	358
2.	Nick Billings (2001-05)	355
3.	Troy Hailey (2003-2007)	351
4.	Andre Heard (2004-06)	320
5.	Jordan Reed (2012-15)	299
T-6	Lazar Trifunovic (2006-08)	285
	Jimmy Gray (2009-13)	285
8.	Moussa Camara (2007-11)	261
9.	Greer Wright (2009-11)	258
10.	Sebastian Hermenier (2001-06)	236

FREE THROWS

YEAR-BY-YEAR FREE THROW LEADERS

Year	Player	FT
2001-02	Jeffrey St. Fort	94
2002-03	Athony Green	100
2003-04	Nick Billings	90
2004-05	Andre Heard	83
2005-06	Sebastian Hermenier	107
2006-07	Steve Proctor	64
2007-08	Lazar Trifunovic	73
2008-09	D.J. Rivera	132
2009-10	Greer Wright	121
2010-11	Greer Wright	88
2011-12	Robert Mansell	115
2012-13	Jordan Reed	129
2013-14	Jordan Reed	165
2014-15	Willie Rodriguez	90

FREE THROW PERCENTAGE (MIN. 50 ATTEMPTS)

Year	Player	FT	FTA	PCT
2001-02	Anthony Green	61	77	.792
	Mike Wright	61	77	.792
2002-03	Anthony Green	100	119	.840
2003-04	Brandon Carter	68	83	.819
2004-05	Sebastian Hermenier	60	81	.741
2005-06	Sebastian Hermenier	107	128	.836
2006-07	Richard Forbes	61	80	.763
2007-08	Richard Forbes	72	85	.847
2008-09	Malik Alvin	109	133	.820
2009-10	Greer Wright	121	161	.752
2010-11	Moussa Camara	53	66	.803
2011-12	Chris Longoria	56	66	.848
2012-13	Jordan Reed	129	194	.665
2013-14	Yosef Yacob	85	115	.739
2014-15	Willie Rodriguez	90	131	.687

SINGLE GAME

MOST FREE THROWS MADE

FT	Player	Date	Opponent
17	Jordan Reed	3-2-14	Vermont
	Sebastian Hermenier	1-25-06	Vermont

MOST FREE THROWS ATTEMPTED

FTA	Player	Date	Opponent
21	Jordan Reed	3-2-14	Vermont

FREE THROW PERCENTAGE (MIN. 10 MADE)

PCT	Player	Date	Opponent
1.000	Jordan Reed (11-11)	2-27-14	Hartford
1.000	Jordan Reed (11-11)	11-13-13	Cornell
1.000	Rob Mansell (10-10)	1-22-12	UNH

SINGLE SEASON

MOST FREE THROWS

No.	Player	Season	FT
1.	Jordan Reed	2013-14	165
2.	D.J. Rivera	2008-09	132
3.	Jordan Reed	2012-13	129
4.	Greer Wright	2009-10	121
5.	Robert Mansell	2011-12	115

MOST FREE THROWS/CONFERENCE

No.	Player	Season	FT
1.	Jordan Reed	2013-14	75
2.	Jordan Reed	2012-13	71
3.	Sebastian Hermenier	2005-06	70
4.	Greer Wright	2009-10	67
5.	Jeffrey St. Fort	2001-02	66

MOST FREE THROW ATTEMPTS

No.	Player	Season	FTA
1.	Jordan Reed	2013-14	231
2.	D.J. Rivera	2008-09	208
3.	Jordan Reed	2012-13	194
4.	Greer Wright	2009-10	161
5.	Nick Billings	2002-03	154

MOST FREE THROW ATTEMPTS/CONFERENCE

No.	Player	Season	FT
1.	Jordan Reed	2012-13	102
2.	Jordan Reed	2013-14	99
T-3	D.J. Rivera	2008-09	95
	Nick Billings	2003-04	95
5.	Jeffrey St. Fort	2001-02	84

FREE THROW PERCENTAGE (MIN. 50 ATTEMPTS)

No.	Player	Year	PCT
1.	Chris Longoria	2011-12	.848 (56-66)
2.	Richard Forbes	2007-08	.847 (72-85)
3.	Anthony Green	2002-03	.840 (100-119)
4.	Sebastian Hermenier	2005-06	.836 (107-128)
5.	Dwayne Jackson	2007-08	.823 (65-79)

FREE THROW PERCENTAGE/CONFERENCE (MINIMUM 30 ATTEMPTS)

No.	Player	Year	PCT
1.	Andrew Hannan	2001-02	.867 (26-30)
2.	Malik Alvin	2008-09	.857 (48-56)
T-3	Dwayne Jackson	2007-08	.854 (35-41)
	Sebastian Hermenier	2005-06	.854 (70-82)
4.	Chris Longoria	2011-12	.848 (28-33)
5.	Moussa Camara	2010-11	.833 (35-42)

CAREER

MOST FREE THROWS

No.	Player	FT
1.	Jordan Reed (2012-15)	294
2.	Sebastian Hermenier (2001-06)	254
3.	Greer Wright (2009-11)	209
4.	Andre Heard (2004-06)	181
5.	Mike Gordon (2004-08)	166
6.	Anthony Green (2001-03)	161
7.	Troy Hailey (2003-07)	158
8.	Nick Billings (2001-05)	157
9.	Jeffrey St. Fort (2001-03)	149

HIGHEST FREE THROW PERCENTAGE

No	Player	FT	FTA	PCT
1.	Anthony Green (2001-03)	161	196	.821
2.	Malik Alvin (2008-09)	109	133	.820
3.	Richard Forbes (2006-08)	133	165	.806

THREE-POINT FIELD GOALS

YEAR-BY-YEAR THREE-POINT FG LEADERS

Year	Player	Made	AVG
2001-02	Jeffrey Daws	54	1.9
2002-03	Anthony Green	71	2.6
2003-04	Brandon Carter	46	1.5
	Troy Hailey	46	1.5
2004-05	Troy Hailey	55	1.9
2005-06	Andre Heard	47	1.6
2006-07	Mike Gordon	55	1.9
2007-08	Mike Gordon	40	1.3
2008-09	D.J. Rivera	47	1.5
2009-10	Moussa Camara	48	1.5
2010-11	Moussa Camara	73	2.4
2011-12	Jimmy Gray	48	1.5
2012-13	Jimmy Gray	67	2.3
2013-14	Yosef Yacob	46	1.7
2014-15	Marlon Beck II	50	1.6

THREE-POINT FIELD GOAL PERCENTAGE (MIN 2.5 ATT/GAME)

Year	Player	3FG	3FGA	PCT
2001-02	Mike Wright	44	111	.396
2002-03	Jeffrey St. Fort	17	42	.405
2003-04	Brandon Carter	46	124	.371
2004-05	Billy Williams	15	36	.415
2005-06	Ian Milne	19	53	.359
2006-07	Steve Proctor	49	128	.383
2007-08	Dwayne Jackson	30	82	.366
2008-09	Emanuel Mayben	45	121	.372
2009-10	Moussa Camara	48	146	.329
2010-11	Moussa Camara	73	189	.386
2011-12	Jimmy Gray	48	146	.329
2012-13	Taylor Johnston	43	119	.361
2013-14	Nick Madray	35	92	.380
2014-15	Marlon Beck II	50	140	.357

SINGLE GAME

THREE-POINT FIELD GOALS MADE

FG	Player	Date	Opponent
8	Moussa Camara	3-3-11	UMBC
8	Mike Gordon	1-12-08	Albany
6	Chretien Lukusa	12-12-09	Drake
	Emanuel Mayben	1-28-09	UMBC
	Milos Klimovic	11-12-07	St. Bonaventure
	Andre Heard	3-5-06	Vermont
	Andre Heard	1-12-06	Maine
	Schafer Jackson	2-16-05	UMBC
	Mike Wright	1-12-02	Northeastern
	Jeffrey Daws	12-16-01	North Carolina

MOST THREE-POINT FIELD GOAL ATTEMPTS

FGA	Player	Date	Opponent
14	Moussa Camara	3-3-11	UMBC
12	Yosef Yacob	3-2-14	Vermont
	Emanuel Mayben	2-9-09	Albany
	Milos Klimovic	11-12-07	St. Bonaventure
	Andre Heard	12-11-04	Syracuse
	Anthony Green	2-26-03	Stony Brook

HIGHEST THREE-POINT FIELD GOAL PERCENTAGE (MINIMUM 5 ATTEMPTS)

PCT	Player	Date	Opponent
.833 (5-6)	Nick Madray	11-13-13	Cornell

SINGLE SEASON

MOST THREE-POINT FIELD GOALS

No.	Player	Year	FG
1.	Moussa Camara	2010-11	73
2.	Anthony Green	2002-03	71
3.	Jimmy Gray	2102-13	67
4.	Mike Gordon	2006-07	55
	Troy Hailey	2004-05	55
5.	Jeffrey Daws	2001-02	54
6.	Steve Proctor	2006-07	49
7.	Moussa Camara	2009-10	48
	Jimmy Gray	2011-12	48
8.	D.J. Rivera	2008-09	47
	Andre Heard	2004-05	47

MOST THREE-POINT FIELD GOALS/CONFERENCE

No.	Player	Year	FG
1	Moussa Camara	2010-11	44
2.	Anthony Green	2002-03	41
3.	Jimmy Gray	2012-13	38
4.	Mike Gordon	2006-07	36
5.	Moussa Camara	2009-10	33
T-6	Yosef Yacob	2013-14	32
	Troy Hailey	2004-05	32

MOST THREE-POINT FIELD GOAL ATTEMPTS

No.	Player	Year	FGA
1.	Jimmy Gray	2012-13	216
2.	Anthony Green	2002-03	208
3.	Moussa Camara	2010-11	189
4.	Andre Heard	2004-05	163
5.	Andre Heard	2005-06	159

THREE-POINT FIELD GOAL PERCENTAGE (min. 1 made p/g)

No.	Player	Year	FG	FGA	PCT
1.	Mike Wright	2001-02	44	111	.396
2.	Stanly Ocitti	2002-03	30	76	.395

CAREER

MOST THREE-POINT FIELD GOALS

No.	Player	FG
1.	Troy Hailey (2003-07)	182
2.	Jimmy Gray (2009-13)	163
3	Moussa Camara (2007-11)	149
4.	Mike Gordon (2004-08)	141
5.	Andre Heard (2004-08)	95
T-6	Dwayne Jackson (2005-09)	85
	Anthony Green (2001-03)	85
8.	Greer Wright (2009-11)	75
9.	Richard Forbes (2006-08)	74
10.	Brandon Carter (2002-04)	68

THREE-POINT FIELD GOAL PERCENTAGE

No.	Player	FG	FGA	PCT
1.	Steve Proctor (2005-07)	61	156	.391

REBOUNDS

YEAR-BY-YEAR REBOUND LEADERS

Year	Player	REB	AVG
2001-02	Jeffrey St. Fort	182	6.5
2002-03	Nick Billings	180	6.7
2003-04	Nick Billings	206	6.9
2004-05	Sebastian Hermenier	181	6.5
2005-06	Sebastian Hermenier	177	6.6
2006-07	Lazar Trifunovic	188	6.5
2007-08	Lazar Trifunovic	200	7.1
2008-09	Reggie Fuller	223	7.0
2009-10	Mahamoud Jabbi	212	6.8
2010-11	Mahamoud Jabbi	241	7.8
2011-12	Ben Dickinson	184	6.1
2012-13	Jordan Reed	266	9.5
2013-14	Jordan Reed	258	8.9
2014-15	Willie Rodriguez	175	5.5

SINGLE GAME

MOST REBOUNDS

No.	REB	Player	Date	Opponent
1.	18	Jordan Reed	11-18-12	St. Peter's
2.	17	Mahamoud Jabbi	2-16-11	Hartford
T-3	16	Jordan Reed	2-19-14	Albany
	16	Jordan Reed	2-8-14	Maine
	16	Reggie Fuller	2-26-09	UMBC
T-6	15	Jordan Reed	2-4-14	Stony Brook
	15	Jordan Reed	1-5-14	Maine
	15	Reggie Fuller	1-14-09	Albany
	15	Reggie Fuller	12-30-08	Marist
	15	Lazar Trifunovic	11-20-07	CCSU
	15	Andre Heard	11-21-05	Mount St. Mary's

BY A SENIOR

1.	17	Mahamoud Jabbi	2-16-11	Hartford

BY A JUNIOR

1.	14	Sebastian Hermenier	11-30-05	Northeastern
	14	Kyrie Sutton	1-17-11	Hartford

BY A SOPHOMORE

1.	16	Jordan Reed, twice	2-9-14	Albany (last)

BY A FRESHMAN

1.	18	Jordan Reed	11-18-12	St. Peter's

SINGLE SEASON

MOST REBOUNDS

No.	Player	Year	G	AVG	REB
1.	Jordan Reed	2012-13	28	9.5	266
2.	Jordan Reed	2013-14	25	8.9	258
3.	Mahamoud Jabbi	2010-11	31	7.8	241
4.	Reggie Fuller	2008-09	32	7.0	223
5.	Mahamoud Jabbi	2009-10	31	6.8	212
6.	D.J. Rivera	2008-09	32	6.5	208
7.	Nick Billings	2003-04	30	6.9	206
8.	Lazar Trifunovic	2007-08	28	7.1	200
T-9	Greer Wright	2009-10	31	6.1	188
	Lazar Trifunovic	2006-07	29	6.5	188

MOST REBOUNDS/CONFERENCE

No.	Player	Year	G	AVG	REB
1.	Mahamoud Jabbi	2010-11	16	9.6	153
2.	Jordan Reed	2012-13	16	9.5	145
3.	Mahamoud Jabbi	2009-10	16	8.7	139
4.	Jordan Reed	2013-14	15	9.1	137
T-5	Nick Billings	2003-04	17	7.2	122
	Nick Billings	2002-03	16	7.6	122
7.	Sebastian Hermenier	2004-05	18	6.4	115
8.	Reggie Fuller	2007-08	16	6.9	110
T-9	Reggie Fuller	2008-09	16	6.8	109
	Lazar Trifunovic	2006-07	16	6.8	109

CAREER

MOST REBOUNDS

No.	Player (Years)	G	REB
1.	Nick Billings (2001-05)	107	598
2.	Sebastian Hermenier (2001-06)	115	577
3.	Jordan Reed (2012-15)	57	524
4.	Mahamoud Jabbi (2009-11)	62	453
5.	Reggie Fuller (2007-09)	61	389
6.	Lazar Trifunovic (2006-08)	57	388
7.	Chretien Lukusa (2007-11)	116	375
8.	Mike Gordon (2004-08)	115	372
9.	Troy Hailey (2003-07)	117	304
10.	Greer Wright (2009-11)	56	294

HIGHEST REBOUND AVERAGE

No.	Player	G	REB	AVG
1.	Jordan Reed	57	524	9.2
2.	Mahamoud Jabbi	62	453	7.3
3.	Lazar Trifunovic	57	388	6.8
4.	Reggie Fuller	61	389	6.4
5.	Nick Billings	107	598	5.6

10-REBOUND GAMES

No.	Player	No.
1.	Jordan Reed	24
2.	Mahamoud Jabbi	19
3.	Nick Billings	14
T-4	Reggie Fuller	12
	Lazar Trifunovic	12

ASSISTS

YEAR-BY-YEAR ASSIST LEADERS

Year	Player	G	AST	AVG
2001-02	Anthony Green	22	70	3.2
2002-03	Anthony Green	27	114	4.2
2003-04	Troy Hailey	29	73	2.4
2004-05	Andre Heard	30	74	2.6
2005-06	Mike Gordon	29	131	4.5
2006-07	Mike Gordon	29	117	4.0
2007-08	Mike Gordon	30	114	3.8
2008-09	Emanuel Mayben	32	149	4.7
2009-10	Greer Wright	31	98	3.2
2010-11	Greer Wright	25	88	3.5
2011-12	Jimmy Gray	31	112	3.6
2012-13	Jimy Gray	30	99	3.3
2013-14	Marlon Beck	29	83	2.9
2014-15	Marlon Beck II	32	84	2.6

SINGLE GAME

MOST ASSISTS

AST	Player	Date	Opponent
13	Anthony Green	2-23-03	Northeastern
12	Yosef Yacob	1-9-14	New Hampshire
12	Jimmy Gray	1-29-11	Maine
11	Mike Gordon	12-29-06	Alcorn State
11	Anthony Green	1-24-02	Northeastern
10	Marlon Beck	1-5-14	Maine
10	Marlon Beck	12-28-13	Bryant
10	Emanuel Mayben	2-7-09	Stony Brook
10	Mike Gordon	12-10-05	Brown

SINGLE SEASON

MOST ASSISTS

No.	Player	Season	AST
1.	Emanuel Mayben	2008-09	149
2.	Mike Gordon	2005-06	131
3.	Mike Gordon	2006-07	117
T-4	Mike Gordon	2007-08	114
T-4	Anthony Green	2002-03	114
6.	Jimmy Gray	2011-12	112
7.	Jimmy Gray	2012-13	99

MOST ASSISTS/CONFERENCE

No.	Player	Season	AST
1.	Emanuel Mayben	2008-09	78
2.	Mike Gordon	2005-06	71
3.	Greer Wright	2009-10	62
4.	Mike Gordon	2006-07	61

CAREER

MOST ASSISTS

No.	Player, (Years)	AST
1.	Mike Gordon (2004-08)	403
2.	Jimmy Gray (2009-13)	291
3.	Greer Wright (2009-11)	186
4.	Anthony Green (2001-03)	184
5.	Chretien Lukusa (2007-11)	170

STEALS

YEAR-BY-YEAR STEAL LEADERS

Year	Player	STL	AVG
2001-02	Mike Wright	40	1.4
2002-03	Anthony Green	50	1.9
2003-04	Brandon Carter	49	1.6
2004-05	Andre Heard	57	2.0
2005-06	Andre Heard	56	1.8
2006-07	Mike Gordon	71	2.4
2007-08	Mike Gordon	66	2.2
2008-09	D.J. Rivera	57	1.8
2009-10	Greer Wright	37	1.2
2010-11	Mahamoud Jabbi	33	1.1
2011-12	Jimmy Gray	60	1.9
2012-13	Jimmy Gray	42	1.4
2013-14	Jordan Reed	45	1.6
2014-15	Marlon Beck II	33	1.0

SINGLE GAME

MOST STEALS

STL	Player	Date	Opponent
6	Jordan Reed	2-12-14	New Hampshire
6	D.J. Rivera	2-22-09	New Hampshire
6	D.J. Rivera	1-8-09	Vermont
6	Mike Gordon	1-27-08	Maine
6	Richard Fobes	12-1-07	Rider
6	Mike Gordon	1-18-07	New Hampshire
6	Brandon Carter	1-14-04	Albany

SINGLE SEASON

MOST STEALS

No.	Player	Season	STL
1.	Mike Gordon	2006-07	71
2.	Mike Gordon	2007-08	66
3.	Jimmy Gray	2011-12	60
T-4	D.J. Rivera	2008-09	57
T-4	Andre Heard	2004-05	57
6.	Andre Heard	2005-06	56
7.	Anthony Green	2002-03	50
8.	Brandon Carter	2003-04	49
9.	Jordan Reed	2013-14	45
T-10	Richard Forbes	2007-08	42
	Jimmy Gray	2012-13	42

MOST STEALS/CONFERENCE

No.	Player	Season	STL
1.	Mike Gordon	2006-07	49
2.	Andre Heard	2004-05	45
3.	Jimmy Gray	2011-12	40

CAREER

MOST STEALS

No.	Player (Years)	STL
1.	Mike Gordon (2004-08)	210
2.	Jimmy Gray (2009-13)	143
3.	Andre Heard (2004-06)	114
4.	Chretien Lukusa (2007-11)	92
5.	Troy Hailey (2003-07)	89

BLOCKS

YEAR-BY-YEAR BLOCKS LEADERS

Year	Player	Blocks	AVG
2001-02	Nick Billings	80	3.8^
2002-03	Nick Billings	117	4.3*
2003-04	Nick Billings	105	3.5#
2004-05	Nick Billings	34	1.7
2005-06	Andre Heard	12	0.4
2006-07	Giovanni Olomo	15	0.6
2007-08	Reggie Fuller	37	1.3
2008-09	Reggie Fuller	53	1.7
2009-10	Mahamoud Jabbi	42	1.4
2010-11	Mahamoud Jabbi	49	1.6
2011-12	Ben Dickinson	17	0.6
2012-13	Brian Freeman	26	1.0
2013-14	Jordan Reed	23	0.8
2014-15	Willie Rodriguez	23	0.7

^Ranked 6th in the nation *Ranked 2nd in the nation #Ranked 5th in the nation

SINGLE GAME

MOST BLOCKS

BLK	Player	Date	Opponent
10	Nick Billings	1-31-04	Hartford
10	Nick Billings	2-23-03	Northeastern
10	Nick Billings	2-9-03	Boston University
9	Nick Billings	1-28-02	Colgate
8	Nick Billings	11-29-03	Loyola Marymount
8	Nick Billings	2-2-03	Vermont
8	Nick Billings	1-7-03	St. Francis (N.Y.)
8	Nick Billings	1-24-02	Northeastern
7	Nick Billings	2-18-04	Northeastern
7	Nick Billings	1-21-04	Northeastern
7	Nick Billings	1-2-04	Vermont
7	Nick Billings	11-20-02	Lafayette

SINGLE-SEASON

MOST BLOCKS

No.	Player	Season	BLK
1.	Nick Billings	2002-03	117
2.	Nick Billings	2003-04	105
3.	Nick Billings	2001-02	80

MOST BLOCKS/CONFERENCE

No.	Player	Season	BLK
1.	Nick Billings	2003-04	72
2.	Nick Billings	2002-03	71
3.	Nick Billings	2001-02	45

CAREER

MOST BLOCKS

No.	Player (Years)	BLK
1.	Nick Billings (2001-05)	336
2.	Mahamoud Jabbi (2009-11)	91
3.	Reggie Fuller (2007-09)	90

MISCELLANEOUS

LARGEST VICTORY MARGINS

No.	Score	Margin	Opponent	Season
1	77-47	30	Hartford	2010-11
2.	80-50	30	New Hampshire	2002-03
T-3	67-38	29	New Hampshire	2013-14
T-3	66-37	29	New Hampshire	2006-07
T-5	84-56	28	Maine	2005-06
T-5	66-38	28	Hartford	2004-05
T-5	70-42	28	Lafayette	2002-03
T-8	67-40	27	Maine	2006-07
T-8	72-45	27	Stony Brook	2004-05
T-8	86-59	27	Albany	2002-03

LARGEST VICTORIES/WEST GYM

No.	Score	Margin	Opponent	Season
1.	70-42	28	Lafayette	2002-03
2.	86-59	27	Albany	2002-03
3.	75-56	19	Albany	2001-02
4.	85-67	18	New Hampshire	2001-02
	80-62	18	Northeastern	2003-04

LARGEST VICTORIES/EVENTS CENTER

No.	Score	Margin	Opponent	Season
1.	67-38	29	New Hampshire	2013-14
T-2	84-56	28	Maine	2005-06
T-2	66-38	28	Hartford	2004-05
T-4	67-40	27	Maine	2006-07
T-4	72-45	27	Stony Brook	2004-05

WORST DEFEATS

No.	Score	Margin	Opponent	Season
1.	103-56	47	Syracuse	2001-02
2.	94-51	43	Manhattan	2011-12
3.	93-51	42	Boston University	2009-10
4.	79-39	40	Drexel	2010-11
5.	76-37	39	Albany	2010-11
6.	94-58	36	Syracuse	2002-03
7.	90-55	35	Akron	2006-07
8.	81-47	34	Utah State	2005-06
T-9	84-51	33	Maine	2003-04
T-9	72-39	33	Vermont	2013-14

DOUBLE-DOUBLES

DOUBLE-DOUBLES IN A SINGLE-GAME

2 Jordan Reed and Marlon Beck, Bryant, 12-28-13
2 Greer Wright and Mahamoud Jabbi, Vermont, 1-24-10
2 S. Hermenier and Andre Heard, Mount St. Mary's, 11-21-05

DOUBLE-DOUBLES/SEASON

Year	No.
2001-02	4
2002-03	6
2003-04	7
2004-05	5
2005-06	9
2006-07	5
2007-08	11
2008-09	13
2009-10	9
2010-11	9
2011-12	3
2012-13	13
2013-14	12

INDIVIDUAL

DOUBLE-DOUBLES/SEASON

Player	No.	Season
Jordan Reed	13	2012-13
Jordan Reed	10	2013-14
Lazar Trifunovic	8	2007-08
D.J. Rivera	7	2008-09
Nick Billings	7	2003-04
Sebastian Hermenier	6	2005-06
Mahamoud Jabbi	5	2010-11
Greer Wright	5	2009-10
Reggie Fuller	5	2008-09
Nick Billings	5	2002-03
Mahamoud Jabbi	4	2009-10
Ben Dickinson	3	2011-12
Reggie Fuller	3	2007-08
Lazar Trifunovic	3	2006-07
Sebastian Hermenier	3	2004-05
Jeffrey St. Fort	3	2001-02
Duane James	2	2006-07
Marlon Beck	1	2013-14
Nick Madray	1	2013-14
Emanuel Mayben	1	2008-09

CONSECUTIVE DOUBLE-DOUBLES

5 Mahamoud Jabbi vs. Albany (1-20-11), Vermont (1-23-11), Boston Univ. (1-26-11), Maine (1-29-11) and UMBC (2-3-11)
4 Jordan Reed vs. Boston (2-9-13), Stony Brook (2-12-13), Maine (2-16-13), New Hampshire (2-23-13)
3 Lazar Trifunovic vs. Maine (2-11-07), Vermont (2-18-07) and New Hampshire (2-20-07)

CAREER

TOTAL DOUBLE-DOUBLES

Player	No.
Jordan Reed	23
Nick Billings	13
Lazar Trifunovic	11
Mahamoud Jabbi	11
Sebastian Hermenier	9
Reggie Fuller	8
D.J. Rivera	7
Greer Wright	5
Duane James	4
Ben Dickinson	3
Jeffrey St. Fort	3
Seven players tied with	1

DOUBLE-DOUBLES (POINT-REBOUNDS)

Player	No.
Jordan Reed	23
Lazar Trifunovic	11
Mahamoud Jabbi	11

Nick Billings	10
Sebastian Hermenier	9
Reggie Fuller	8
D.J. Rivera	7
Greer Wright	5
Duane James	4
Ben Dickinson	3
Jeffrey St. Fort	3

DOUBLE-DOUBLES (POINTS-BLOCKS)

Player	No.
Nick Billings	2

DOUBLE-DOUBLES (POINTS-ASSISTS)

Player	No.
Marlon Beck	1
Emanuel Mayben	1
Anthony Green	1
Jimmy Gray	1

DOUBLE-DOUBLES (REBOUNDS-BLOCKS)

Player	No.
Nick Billings	1

FRESHMAN RECORDS

POINTS SCORED
466, Jordan Reed (2012-13)

HIGHEST SCORING AVERAGE
16.6, Jordan Reed (2012-13)

REBOUNDS
266, Jordan Reed (2012-13)

REBOUND AVERAGE
9.5, Jordan Reed (2012-13)

ASSISTS
83, Marlon Beck (2013-14)

BLOCKED SHOTS
80, Nick Billings (2001-02)

STEALS
33, Marlon Beck (2013-14)

FIELD GOALS
165, Jordan Reed (2012-13)

FIELD GOAL PERCENTAGE
.494 (126-255), Lazar Trifunovic (2006-07)

FREE THROWS
129, Jordan Reed (2012-13)

FREE THROW ATTEMPTS
194, Jordan Reed (2012-13)

FREE THROW PERCENTAGE
.848 (56-66), Chris Longoria (2011-12)

THREE-POINT FIELD GOALS
46, Yosef Yacob (2013-14), Troy Hailey (2003-04)

THREE-POINT FIELD GOAL ATTEMPTS
149, Marlon Beck (2013-14)

THREE-POINT FIELD GOAL PERCENTAGE
.380 (35-92), Nick Madray (2013-14)

MINUTES
987, Jordan Reed (2012-13)

GAMES PLAYED
30, Ben Dickinson (2011-12)
Troy Hailey (2003-04)

GAMES STARTED
28, Troy Hailey (2003-04)

FOULS/DISQUALIFICATIONS

SINGLE SEASON

No.	Player	Year	Fouls
1.	Reggie Fuller	2008-09	109
2.	Greer Wright	2009-10	105
3.	Brandon Carter	2003-04	102
4.	Ben Dickinson	2011-12	96
5.	Emanuel Mayben	2008-09	95

MOST PERSONAL FOULS/CAREER

No.	Player	Years	Fouls
1.	Nick Billings	2001-05	297

MOST DISQUALIFICATIONS/SEASON

No.	Player	Year	DQ
1.	Greer Wright	2009-10	7
	Reggie Fuller	2008-09	7
	Joost Ooms	2001-02	7

MOST DISQUALIFICATIONS/CAREER

No.	Player	Years	DQ
1.	Nick Billings	2001-05	12
2.	Troy Hailey	2003-07	10
3.	Reggie Fuller	2007-09	8
	Giovanni Olomo	2005-08	8

TEAM RECORDS

SINGLE HALF

MOST POINTS/CONFERENCE

PTS (half)	Opp.	Date	Site
55 (2nd)	vs. Vermont	2-4-09	Burlington

MOST FIELD GOALS/CONFERENCE

FG (half)	Opponent	Date	Site
22 (2nd)	vs. New Hampshire	1-2-03	Durham

MOST FIELD GOAL ATTEMPTS/CONFERENCE

FGA (half)	Opponent	Date	Site
40 (2nd)	vs. Albany	1-21-03	Vestal

HIGHEST FG PERCENTAGE/CONFERENCE

PCT (half)	Opponent	Date	Site
.739 (1st)	vs. Northeastern	1-21-04	Boston

MOST THREE-POINT FIELD GOALS/CONFERENCE

FG (half)	Opponent	Date	Site
13 (1st)	UMBC	3-3-11	Hartford

MOST THREE-POINT FG/CONFERENCE

FG (half)	Opponent	Date	Site
9 (1st)	vs. Albany	2-9-09	Vestal
9 (1st)	vs. UMBC	1-28-09	Baltimore

MOST THREE-POINT FIELD GOAL ATT./CONFERENCE

FG (half)	Opponent	Date	Site
23 (1st)	UMBC	3-3-11	Hartford

MOST THREE-POINT FG ATT./CONFERENCE

FG (half)	Opponent	Date	Site
18 (1st)	vs. Vermont	2-2-03	Vestal

MOST FREE THROWS/ CONFERENCE

FT (half)	Opponent	Date	Site
25 (2nd)	vs. Vermont	3-2-14	Vestal

MOST FT ATTEMPTS/ CONFERENCE

FT (half)	Opponent	Date	Site
34 (2nd)	vs. Albany	3-5-05	Vestal

SINGLE GAME

MOST POINTS

PTS	Opponent	Date	Site
94	vs. Northeastern	1-12-02	Boston
91	vs. Vermont	1-8-09	Vestal
91	vs. Long Island	12-15-06	Vestal
91	vs. UMBC	3-3-11	Hartford

IN THE WEST GYM

PTS	Opponent	Date
86	vs. Albany	1-21-03

IN THE EVENTS CENTER

PTS	Opponent	Date
91	vs. Vermont	1-8-09
91	vs. Long Island	12-15-06

ON A NEUTRAL COURT

PTS	Opponent	Date	Site
91	vs. UMBC	3-3-11	Hartford

ON OPPONENT'S HOME COURT

PTS	Opponent	Date	Site
94	vs. Northeastern	1-12-02	Boston

IN A LOSS

PTS	Opponent	Date	Site
85	vs. Hofstra	12-8-10	Vestal

IN A SEASON OPENER

PTS	Opponent	Date	Site
80	vs. Mansfield	11-17-08	Vestal
80	vs. St. Bonaventure	11-12-07	Olean

MOST POINTS/CONFERENCE

PTS	Opponent	Date	Site
94	vs. Northeastern	1-12-02	Boston

FEWEST POINTS

PTS	Opponent	Date	Site
37	vs. Albany	1-20-11	Albany
37	vs. Stony Brook	1-9-13	Vestal
37	vs. Vermont	1-16-13	Burlington

FEWEST POINTS/CONFERENCE

PTS	Opponent	Date	Site
37	Albany	1-20-11	Albany
37	vs. Stony Brook	1-9-13	Vestal
37	vs. Vermont	1-16-13	Burlington

MOST REBOUNDS

REB	Opponent	Date	Site
54	vs. Sam Houston St.	11-20-04	Mil., Wis

MOST REBOUNDS/CONFERENCE

REB	Opponent	Date	Site
52	vs. Maine	2-16-13	Vestal

BIGGEST REBOUND MARGIN

MAR	Opponent	Date	Site
+27	vs. Sam Houston St.	11-20-04	Mil., Wis.

MOST FIELD GOALS

FG	Opponent	Date	Site
34	vs. Vermont	2-4-09	Burlington
34	vs. Albany	1-21-03	Vestal

MOST FIELD GOALS/CONFERENCE

FG	Opponent	Date	Site
34	vs. Vermont	2-4-09	Burlington
34	vs. Albany	1-21-03	Vestal

FEWEST FIELD GOALS

FG	Opponent	Date	Site
12	vs. Western Carolina	11-24-09	Cullowhee
12	vs. Albany	1-20-10	Albany

FEWEST FIELD GOALS/CONFERENCE

FG	Opponent	Date	Site
12	Albany	1-20-10	Albany

HIGHEST FIELD GOAL PERCENTAGE

PCT	Opponent	Date	Site
.615	vs. Brown	12-3-04	Providence

HIGHEST FG PERCENTAGE/CONFERENCE

PCT	Opponent	Date	Site
.600	vs. Boston U.	1-6-08	Vestal

MOST FREE THROWS/ CONFERENCE

FT	Opponent	Date	Site
40	vs. Vermont	3-2-14	Vestal

FEWEST FREE THROWS/CONFERENCE

FT	Opponent	Date	Site
2	vs. Stony Brook	2-19-05	Stony Brook

MOST FT ATTEMPTS/ CONFERENCE

FTA	Opponent	Date	Site
49	vs. Vermont	3-2-14	Vestal

FEWEST FT ATTEMPTS/CONFERENCE

FTA	Opponent	Date	Site
3	vs. Stony Brook	2-19-05	Stony Brook

HIGHEST FT PERCENTAGE (MIN. 10 ATTEMPTS)

FT-A	Opponent	Date	Site
15-16 (.938)	vs. Loyola	11-8-13	Vestal

HIGHEST FT PERCENTAGE/CONFERENCE (MINIMUM 10 ATTEMPTS)

FT-A	Opponent	Date	Site
22-24 (.917)	vs. Boston Univ.	2-9-13	Vestal
11-12 (.917)	vs. UMBC	2-21-10	Vestal

MOST THREE-POINT FG/CONFERENCE

FG	Opponent	Date	Site
17	vs. UMBC	3-3-11	Hartford

MOST THREE-POINT FG ATTEMPTS

FGA	Opponent	Date	Site
35	vs. Maine	1-10-10	Vestal

MOST THREE-POINT FG ATTEMPTS/CONFERENCE

FGA	Opponent	Date	Site
35	vs. Maine	1-10-10	Vestal

HIGHEST THREE-POINT FG PERCENTAGE

PCT	Opponent	Date	Site
.750 (9-12)	vs. Quinnipiac	11-14-07	Vestal

HIGHEST THREE-POINT FG PERCENTAGE/CONFERENCE

PCT	Opponent	Date	Site
.625 (10-16)	vs. Stony Brook	1-15-02	Vestal

MOST ASSISTS

AST	Opponent	Date	Site
21	vs. Northeastern	1-24-02	Vestal

MOST ASSISTS/ CONFERENCE

AST	Opponent	Date	Site
21	vs. Northeastern	1-24-02	Vestal

FEWEST ASSISTS/CONFERENCE

AST	Opponent	Date	Site
3	vs. Maine	2-8-04	Orono
3	vs. Boston U.	2-8-07	Boston

MOST STEALS

STL	Opponent	Date	Site
19	vs. Maine	2-17-08	Vestal

MOST STEALS/CONFERENCE

STL	Opponent	Date	Site
19	vs. Maine	2-17-08	Vestal

FEWEST STEALS/CONFERENCE

STL	Opponent	Date	Site
1	vs. Maine	1-12-12	Vestal
1	vs. Stony Brook	1-12-10	Vestal
1	vs. Hartford	1-2-02	Vestal

MOST TURNOVERS

TO	Opponent	Date	Site
33	vs. Syracuse	11-18-01	Syracuse

MOST TURNOVERS/CONFERENCE

TO	Opponent	Date	Site
23	vs. Maine	3-6-04	Boston
23	vs. Northeastern	2-18-04	Vestal
23	vs. Northeastern	1-29-03	Boston

FEWEST TURNOVERS

TO	Opponent	Date	Site
4	Vermont	3-5-11	Hartford

MOST BLOCKED SHOTS

BS	Opponent	Date	Site
13	vs. Northeastern	2-23-03	Vestal

MOST BLOCKED SHOTS/CONFERENCE

BS	Opponent	Date	Site
13	vs. Northeastern	2-23-03	Vestal

MOST PERSONAL FOULS

PF	Opponent	Date	Site
33	vs. Vermont	3-2-14	Vestal

FEWEST PERSONAL FOULS

PF	Opponent	Date	Site
7	at Michigan	12-11-12	Ann Arbor

FEWEST PERSONAL FOULS/CONFERENCE

PF	Opponent	Date	Site
10	Hartford	1-7-11	Vestal
10	vs. UMBC	1-27-10	Baltimore

HOME ATTENDANCE

Total	Opponent	Date
5,342	UMBC	3-14-09
5,222	UMBC	2-26-09
5,222	New Hampshire	2-22-09
5,222	Albany	3-5-05
5,142	Albany	2-9-09

ROAD ATTENDANCE

Total	Opponent	Date
25,844	Syracuse	12-7-13
21,383	Syracuse	12-13-03
21,236	Syracuse	12-11-04
19,770	Syracuse	12-14-02
16,300	Kansas	12-29-03
12,132	North Carolina	12-16-01

NEUTRAL ATTENDANCE

Total	Opponent	Date	Site
20,001	Duke	3-19-09	Greensboro

SINGLE GAME/TWO TEAMS COMBINED

MOST POINTS
177 vs. St. Bonaventure (SBU 97, BU 80) at Olean 11-12-07

MOST POINTS/CONFERENCE
174 twice vs. Vermont, last on 3-2-14 (Vt. 92, BU 82 ot)

MOST POINTS IN A HALF
103 (2nd) vs. St. Bonaventure (SBU 56, BU 47) at Olean 11-12-07

MOST FIELD GOALS
62 vs. Vermont (BU 28, Vermont 34) at Vestal 2-8-02
61 vs. Vermont (BU 34, Vermont 27) at Vestal 2-4-09

MOST FIELD GOAL ATTEMPTS
140 vs. Syracuse (BU 72, Syracuse 68) at Syracuse 12-14-02

HIGHEST FIELD GOAL PERCENTAGE
.580 (61-105) vs. Brown University at Providence 12-3-04

MOST THREE-POINT FIELD GOALS
23 vs. UMBC (BU 17, UMBC 6) in Hartford, AE 1st Round 3-3-11

MOST THREE-POINT FIELD GOAL ATTEMPTS
56 vs. Maine (BU 35, UM 21) at Vestal 1-10-10

MOST FREE THROWS
76 vs. Vermont (BU 40, Vt. 36) at Vestal 3-2-14

MOST FREE THROW ATTEMPTS
95 vs. Vermont (BU 49, Vt. 46) at Vestal 3-2-14

MOST REBOUNDS
98 vs. Vermont (BU 37, UVM 61) at Vestal 1-25-06

MOST ASSISTS
37 vs. Dartmouth (BU 16, Dart. 21) at Hanover 12-3-02

MOST STEALS

28 vs. Maine (BU 19, Maine 9) at Vestal 2-17-08

MOST TURNOVERS
54 vs. Texas A&M-C.C. (BU 22, TAMCC 32) at Vestal 1-4-04

MOST BLOCKED SHOTS
17 vs. Northeastern (BU 11, NU 6) at Boston 1-12-02

MOST PERSONAL FOULS
58 vs. Albany (BU 27, UA 31) at Vestal 3-5-05

MOST DISQUALIFICATIONS
6 vs. Albany (BU 4, UA 2) at Albany 12-20-05

TEAM SINGLE SEASON

BEST FINAL RPI RANKING

RPI	Season
88	2008-09

BEST FINAL POLL RANKING

Rk	Poll	Season
22	CollegeInsider's Mid-Major	2008-09

MOST WEEKS REC. VOTES

Wks	Poll	Season
6	Collegeinsider's Mid-Major	2008-09



Reggie Fuller

MOST WEEKS RANKED

Wks	Poll	Season
3	Collegeinsider's Mid-Major	2008-09

MOST CONSEC. WEEKS REC. VOTES

Wks	Poll	Season
6	Collegeinsider's Mid-Major	2008-09

MOST CONSEC. WEEKS RANKED

Wks	Poll	Season
3	Collegeinsider's Mid-Major	2008-09

MOST VICTORIES

Wins	Season
23, (23-9)	2008-09

MOST VICTORIES/CONFERENCE

Wins	Season
13, (13-3)	2008-09

FEWEST VICTORIES

Wins	Season
2, (2-29)	2011-12

FEWEST VICTORIES/CONFERENCE

Wins	Season
1, (1-15)	2012-13
1, (1-15)	2011-12

MOST LOSSES

Losses	Season
29, (2-29)	2011-12

MOST LOSSES/CONFERENCE

Losses	Season
15, (1-15)	2012-13
15, (1-15)	2011-12

FEWEST LOSSES

Losses	Season
9, (23-9)	2008-09

FEWEST LOSSES/CONFERENCE

Losses	Season
3, (13-3)	2008-09

MOST GAMES PLAYED

Games	Season
32, (23-9)	2008-09

MOST GAMES PLAYED/CONF.

Games	Season
18	2004-05
18	2003-04

FEWEST GAMES PLAYED

Games	Season
27, (14-13)	2002-03

HIGHEST SCORING MARGIN

Margin	Season
+ 2.6	2008-09

LARGEST AVG. HOME ATTENDANCE

AVG	Season
3,894	2008-09

LONGEST WINNING STREAK
Games Season
11 2008-09

LONGEST WINNING STREAK IN CONFERENCE
Games Season
8 2008-09

MOST POINTS SCORED
PTS Season
2,239 (70.0 ppg) 2008-09

HIGHEST SCORING AVERAGE
AVG Season
70.0 2008-09

MOST POINTS ALLOWED
PTS Season
2,193 (70.7) 2011-12

MOST REBOUNDS
REB Season
1101 2008-09

HIGHEST REBOUND AVERAGE
AVG Season
35.9 2002-03

HIGHEST REBOUND MARGIN
MAR Season
+ 0.6 2004-05

MOST FIELD GOALS
FG Season
778 2008-09

HIGHEST FIELD GOAL PCT.
PCT (FG-A) Season
.441 (778-1764) 2008-09

LOWEST FIELD GOAL PCT.
PCT Season
.372 (588-1580) 2012-13

BEST FG PERCENTAGE DEFENSE
PCT Season
.405 2002-03

MOST FREE THROWS
FT Season
491 2008-09

MOST FT/CONFERENCE
FT Season
246 2013-14

MOST FT ATTEMPTS
FTA Season
733 2008-09

MOST FT ATTEMPTS/ CONFERENCE
FTA Season
359 2008-09

HIGHEST FT PCT.
PCT Season
.741 (401-541) 2005-06

HIGHEST FT PCT./CONFERENCE
PCT Season
.774 (226-292) 2005-06

MOST THREE-POINT FIELD GOALS
FG Season
233 2010-11

MOST 3-PT FG ATTEMPTS
FGA Season
659 2010-11

HIGHEST 3-PT FG PCT
PCT Season
.354 (233-659) 2010-11

LOWEST 3-PT FG PCT
PCT Season
.286 (156-546) 2012-13

MOST ASSISTS
AST Season
383 2008-09

MOST ASST/CONFERENCE
AST Season
203 2008-09

MOST ASST PER GAME
AVG Season
12.7 2002-03

MOST ASST PER GAME/ CONFERENCE
AVG Season
12.7 2008-09

MOST STEALS
STL Season
227 2008-09

MOST STEALS/CONFERENCE
ST Season
126 2004-05

MOST TURNOVERS
TO Season
468 2003-04

MOST BLOCKED SHOTS
BS Season
176 2002-03

MOST BLOCKED SHOTS/ CONFERENCE
BS Season
112 2002-03

MOST BLOCKED SHOTS PER GAME
BS Season
6.5 2002-03

MOST BLOCKED SHOTS PER GAME/CONFERENCE
BS Season
7.0 2002-03

MOST PERSONAL FOULS
PF Season
652 2008-09

MOST DISQUALIFICATIONS
DQ Season
21 2005-06

OPPONENT—SINGLE GAME

INDIVIDUAL SCORING BY AN OPPONENT/SINGLE-GAME
Pts Player School
Date BU
Result
40 Charles Jenkins Hofstra
12-8-10 L 89-85
39 Taylor Coppenrath
Vermont 12-19-
04 L 53-83
37 T.J. Sorrentine
Vermont 2-13-
02 L 71-86
36 Preston Shumpert
Syracuse 11-18-
01 L 56-103
34 Taylor Coppenrath
Vermont 3-6-05
L 65-76
33 Taylor Coppenrath
Vermont 2-8-02
L 80-83
32 Mike Moore Hofstra
12-17-11 L 82-62
32 Zarryon Fereti St.
Bona. 11-12-
07 L 97-80
31 Dylon Cormier Loyola
11-8-13 L 74-79
31 Muhammad El-Amin Stony
Brook 2-13-
10 L 61-81
31 Chris DeLarosa UMBC
1-12-11 W 83-
75
31 D.J. Munir Stony
Brook 2-26-
03 L 70-77

MOST POINTS BY TWO PLAYERS, COMBINED
68 Charles Jenkins (40) and Mike Moore (28), Hofstra, at Vestal, 12-8-10

MOST FIELD GOALS
15 Taylor Coppenrath, Vermont, at Vestal, 2-8-02

MOST FIELD GOAL ATTEMPTS
22 (4x), Dylon Cormier, Loyola, at Vestal, 11-8-13 - Clif Brown, Niagara, at Niagara, N.Y., 11-16-06 - Jose Juan Barea, Northeastern, at Vestal, 1-22-04 - Charles Jenkins, Hofstra, at Vestal, 12-8-10

MOST FREE THROWS
19 Clancy Rugg, Vermont, at Vestal, 3-2-14

MOST FREE THROW ATTEMPTS
21 Clancy Rugg, Vermont, at Vestal, 3-2-14

FREE THROW PERCENTAGE (MIN. 10 ATTEMPTS)
1.000 (10-10), Six times, most recently Maurice Joseph, Vermont, at Vestal, 1-24-10

MOST THREE-POINT FIELD GOALS
8 (4x), Wes Cole, Hartford, at Vestal, 1-23-14 - Chris Fouch at Drexel, 11-28-10 - Carlos Strong, Boston, at Boston, Mass., 2-8-07 T.J. Sorrentine, Vermont, at Burlington, Vt., 2-13-02

MOST THREE-POINT FIELD GOAL ATTEMPTS
18, Wes Cole, Hartford, at Vestal, 1-23-14

THREE-POINT FIELD GOAL PERCENTAGE (MIN. 5 ATTEMPTS)
1.000 (5-5), D.J. Munir, Stony Brook, at Vestal, 11-15-02

MOST REBOUNDS
21 Clif Brown, Niagara, at Niagara, N.Y., 11-16-06

MOST REBOUNDS/CONFERENCE
17 Tommy Brenton, Stony Brook, at Stony Brook, 2-7-09
17 Kenny Adeleke, Hartford, at Vestal, 2-18-06

MOST ASSISTS
13 Travon Woodall, Pitt, at Pittsburgh, 11-17-09

MOST TURNOVERS
10 Shejdie Childs, New Hampshire, 1-26-03

MOST BLOCKS
7 Ken Horton, CCSU, at New Britain, Ct., 11-25-08

MOST STEALS
7 Chauncey Gilliam, UMBC, at Vestal, 2-21-10

TEAM OPPONENT RECORDS

MOST POINTS SCORED
103 Syracuse, at Syracuse, N.Y., 11-18-01

MOST POINTS SCORED/CONFERENCE
93 Boston University, at Boston, 2-17-10

MOST POINTS SCORED/SINGLE-HALF
57 Quinnipiac, at Vestal, 1-4-02

FEWEST POINTS SCORED
34 Charleston Southern, at New Britain, Conn., 11-30-03

FEWEST POINTS SCORED/CONFERENCE
38, New Hampshire, at Vestal, 1-9-14

FEWEST POINTS SCORED/SINGLE-HALF
13 (2x), last New Hampshire, at Vestal 1-9-14 (1st half)

MOST FIELD GOALS
40 Syracuse, at Syracuse, N.Y., 12-14-02

MOST FIELD GOALS/CONFERENCE
34 Boston U, at Boston, 2-17-10
Vermont, at Vestal, 2-8-02

FEWEST FIELD GOALS
10 Columbia, at Vestal, 11-26-02

FEWEST FIELD GOALS/CONFERENCE
11 (2x), last New Hampshire at Vestal 1-9-14

MOST FIELD GOAL ATTEMPTS
80 Northeastern, at Boston, Mass., 1-12-02

HIGHEST FIELD GOAL PERCENTAGE
.667 (34-51), Colgate, at Vestal, 12-1-13

MOST FREE THROWS MADE
36 Vermont, at Vestal, 3-2-14

MOST FREE THROW ATTEMPTS
46 Vermont, at Vestal, 3-2-14

FEWEST FREE THROWS
0 New Hampshire, at Durham, 2-20-07

MOST THREE-POINT FIELD GOALS
15 (2x), last Colgate, at Vestal, 12-1-13

MOST THREE-POINT FIELD GOAL ATTEMPTS
38 Hartford, at Hartford, Conn. 1-2-13

HIGHEST THREE-POINT FIELD GOAL PERCENTAGE
.643 (9-14), New Hampshire, at Durham, N.H., 2-2-02

REBOUNDS
61 Vermont, at Burlington, Vt., 1-25-06

MOST ASSISTS
26 CCSU, at New Britian, Ct., 11-25-08

MOST BLOCKS
11 Four Times (most recently: Albany, 1-20-11

MOST STEALS
15 Syracuse, at Syracuse, N.Y., 11-18-01

MOST TURNOVERS
32 Texas A&M Corpus Christi, at Vestal, 1-4-04

MOST FOULS
31 Albany, at Vestal, 3-5-05
(America East Tournament)

FEWEST FOULS
4 Michigan, at Ann Arbor, Mich., 12-11-12

AMERICA EAST LEADERS

SCORING

1st	D.J. Rivera	20.0	2008-09
2nd	Jordan Reed	16.6	2012-13
3rd	Jordan Reed	15.4	2013-14
3rd	Andre Heard	17.1	2005-06
4th	Greer Wright	16.8	2009-10
4th	Anthony Green	16.7	2002-03
5th	Rob Mansell	14.0	2011-12
9th	Ben Dickinson	13.5	2011-12
9th	Andre Heard	14.3	2004-05
9th	Jeffery St. Fort	12.9	2001-02



Jordan Reed

REBOUNDING

1st	Jordan Reed	8.9	2013-14
1st	Jordan Reed	9.5	2012-13
3rd	Mahamoud Jabbi	8.7	2009-10
3rd	Lazar Trifunovic	7.1	2007-08
3rd	Lazar Trifunovic	6.5	2006-07
4th	Mahamoud Jabbi	7.8	2010-11
4th	Sebas. Hermenier	6.6	2005-06
5th	Reggie Fuller	7.0	2008-09
5th	Nick Billings	6.9	2003-04
6th	Greer Wright	6.8	2009-10
6th	Nick Billings	6.7	2002-03
7th	D.J. Rivera	6.5	2008-09
8th	Ben Dickinson	6.1	2011-12
8th	Jeffery St. Fort	6.5	2001-02
8th	Sebas. Hermenier	6.5	2004-05

FIELD GOAL PCT.

3rd	Reggie Fuller	.593	2008-09
4th	Lazar Trifunovic	.494	2006-07
5th	Mahamoud Jabbi	.490	2009-10
6th	Mahamoud Jabbi	.464	2010-11
6th	Anthony Green	.371	2002-03
7th	D.J. Rivera	.473	2008-09
7th	Sebas. Hermenier	.462	2005-06

ASSISTS

2nd	Mike Gordon	4.5	2005-06
2nd	Anthony Green	4.2	2002-03
3rd	Emanuel Mayben	4.7	2008-09
3rd	Mike Gordon	3.8	2007-08
4th	Greer Wright	3.9	2009-10
4th	Mike Gordon	4.0	2006-07
5th	Jimmy Gray	3.6	2011-12
5th	Malik Alvin	3.7	2008-09
6th	Greer Wright	3.5	2010-11
7th	Marlon Beck	2.9	2013-14
7th	Anthony Green	3.2	2001-02
8th	Jimmy Gray	3.3	2012-13





AMERICA EAST LEADERS

FREE THROW PCT.

1st	Anthony Green	.840	2002-03
3rd	Malik Alvin	.820	2008-09
3rd	Richard Forbes	.847	2007-08
3rd	Brandon Carter	.794	2003-04
6th	Chris Longoria	.848	2011-12
6th	Dwayne Jackson	.823	2007-08
6th	Anthony Green	.792	2001-02
6th	Mike Wright	.792	2001-02
7th	Greer Wright	.807	2009-10
7th	Andre Heard	.728	2004-05
8th	Moussa Camara	.786	2009-10
8th	Sebas. Hermenier	.836	2005-06
8th	Richard Forbes	.763	2006-07
9th	Mike Gordon	.783	2007-08
10th	Steve Proctor	.753	2006-07

STEALS

1st	Jimmy Gray	1.9	2011-12
1st	Mike Gordon	2.45	2006-07
1st	Mike Gordon	2.20	2007-08
1st	Andre Heard	1.93	2005-06
1st	Anthony Green	1.85	2002-03
2nd	Andre Heard	1.97	2004-05
2nd	Mike Gordon	1.66	2005-06
3rd	Jordan Reed	1.55	2013-14
3rd	D.J. Rivera	1.78	2008-09
6th	Chretien Lukusa	1.31	2009-10
6th	Mike Wright	1.43	2001-02
8th	Greer Wright	1.10	2010-11
9th	Anthony Green	1.36	2001-02
10th	Jimmy Gray	1.40	2012-13
10th	Greer Wright	1.13	2009-10
10th	Brandon Carter	1.63	2003-04
10th	Richard Forbes	1.45	2007-08
10th	Mahamound Jabbi	1.10	2010-11

3-POINT FG PCT.

2nd	Mike Wright	.396	2001-02
2nd	Anthony Green	.341	2002-03
6th	Jeffrey Daws	.383	2001-02
7th	Mahamoud Jabbi	.393	2010-11
7th	Emanuel Mayben	.372	2008-09
8th	Steve Proctor	.383	2006-07
9th	Moussa Camara	.386	2010-11
9th	Mike Gordon	.374	2006-07
10th	Moussa Camara	.363	2009-10

3-POINT FG MADE

2nd	Anthony Green	2.63	2002-03
3rd	Jimmy Gray	2.20	2012-13
4th	Jeffrey Daws	1.93	2001-02
4th	Moussa Camara	2.10	2009-10
5th	Moussa Camara	2.40	2010-11
7th	Yosef Yacob	1.70	2013-14
7th	Troy Hailey	1.90	2004-05
9th	Jimmy Gray	1.50	2011-12
9th	Mike Gordon	1.90	2006-07
9th	Mike Wright	1.57	2001-02

BLOCKED SHOTS

1st	Mahamoud Jabbi	2.13	2009-10
1st	Nick Billings	4.33	2002-03
1st	Nick Billings	3.50	2003-04
2nd	Reggie Fuller	1.72	2008-09
2nd	Nick Billings	3.81	2001-02
3rd	Mahamoud Jabbi	1.60	2010-11
4th	Kyrie Sutton	1.18	2008-09
5th	Reggie Fuller	1.28	2007-08
6th	Kyrie Sutton	0.90	2010-11
6th	Nick Billings	1.17	2004-05
6th	Brian Freeman	1.00	2012-13
7th	Stanley Ocitti	0.67	2002-03
8th	Jordan Reed	0.79	2013-14
9th	Kyrie Sutton	0.92	2009-10
9th	Stanley Ocitti	0.62	2001-02

ASSIST/TURNOVER RATIO

1st	Mike Gordon	2.39	2006-07
3rd	Emanuel Mayben	1.35	2008-09
3rd	Mike Gordon	2.05	2005-06
3rd	Mike Gordon	1.84	2007-08
5th	Greer Wright	1.13	2009-10
6th	Greer Wright	0.90	2010-11
6th	Malik Alvin	1.19	2008-09
7th	Jimmy Gray	1.30	2011-12
7th	Brett Watson	1.47	2001-02
8th	Jimmy Gray	1.00	2012-13
9th	Andre Heard	1.14	2004-05

TEAM RECORDS
(CONFERENCE RANKINGS YEAR-BY-YEAR)

SCORING OFFENSE

2001-02	64.7	5th
2002-03	66.6	5th
2003-04	60.1	9th
2004-05	61.5	8th
2005-06	62.5	6th
2006-07	65.7	3rd
2007-08	65.9	6th
2008-09	70.0	2nd
2009-10	61.6	8th
2010-11	60.0	7th
2011-12	56.8	9th
2012-13	55.9	9th
2013-14	61.3	8th
2014-15	58.4	7th

SCORING DEFENSE

2001-02	69.1	6th
2002-03	66.2	5th
2003-04	62.8	4th
2004-05	63.4	3rd
2005-06	61.5	2nd
2006-07	66.1	8th
2007-08	66.7	4th
2008-09	67.4	6th
2009-10	67.2	5th
2010-11	68.5	8th
2011-12	70.7	9th
2012-13	69.4	7th
2013-14	71.3	7th
2014-15	62.9	5th

SCORING MARGIN

2001-02	-4.5	5th
2002-03	+0.4	6th
2003-04	-2.8	5th
2004-05	-1.9	6th
2005-06	+1.0	2nd
2006-07	-0.4	4th
2007-08	-0.8	4th
2008-09	+2.6	3rd
2009-10	-5.6	6th
2010-11	-8.5	8th
2011-12	-13.9	9th
2012-13	-13.5	9th
2013-14	-10.0	8th
2014-15	-4.5	6th

FREE THROW PCT.

2001-02	.709	3th
2002-03	.676	5th
2003-04	.639	9th



Jimmy Gray

2004-05	.656	8th
2005-06	.741	2nd
2006-07	.683	3rd
2007-08	.732	1st
2008-09	.670	8th
2009-10	.665	7th
2010-11	.701	3rd
2011-12	.699	4th
2012-13	.645	7th
2013-14	.693	6th
2014-15	.633	9th

FIELD GOAL PCT.

2001-02	.405	6th
2002-03	.420	7th
2003-04	.407	9th
2004-05	.393	9th
2005-06	.382	8th
2006-07	.423	3rd
2007-08	.434	5th
2008-09	.441	2nd
2009-10	.423	3rd
2010-11	.397	6th
2011-12	.397	8th
2012-13	.372	9th
2013-14	.380	8th
2014-15	.408	7th

FIELD GOAL PCT. DEFENSE

2001-02	.448	6th
2002-03	.405	2nd
2003-04	.410	3rd
2004-05	.422	4th
2005-06	.419	3rd
2006-07	.437	5th
2007-08	.449	8th
2008-09	.412	1st
2009-10	.429	6th
2010-11	.450	8th
2011-12	.472	9th
2012-13	.437	7th
2013-14	.452	7th
2014-15	.440	5th

3-POINT FIELD GOAL PCT.

2001-02	.341	4th
2002-03	.350	4th
2003-04	.317	7th
2004-05	.326	6th
2005-06	.303	9th
2006-07	.350	4th
2007-08	.335	6th
2008-09	.334	5th
2009-10	.290	9th
2010-11	.354	8th
2011-12	.302	8th
2012-13	.286	9th
2013-14	.320	8th
2014-15	.307	9th

3-PT FIELD GOAL PCT. DEFENSE

2001-02	.327	1st
2002-03	.339	5th
2003-04	.310	2nd
2004-05	.360	9th
2005-06	.328	2nd
2006-07	.331	3rd
2007-08	.339	2nd
2008-09	.322	4th
2009-10	.353	6th
2010-11	.381	8th
2011-12	.368	8th
2012-13	.357	9th
2013-14	.385	9th
2014-5	.386	9th

REBOUNDING OFFENSE

2001-02	33.7	6th
2002-03	35.9	5th
2003-04	35.2	4th
2004-05	34.8	5th
2005-06	33.7	5th
2006-07	33.3	5th
2007-08	32.4	7th
2008-09	34.6	7th
2009-10	34.8	7th
2010-11	30.9	9th
2011-12	30.7	8th
2012-13	35.2	3rd
2013-14	32.3	7th
2014-15	30.6	6th

REBOUNDING DEFENSE

2001-02	36.3	6th
2002-03	37.2	7th
2003-04	33.5	2nd
2004-05	34.0	3rd
2005-06	36.1	7th
2006-07	35.2	7th
2007-08	33.1	2nd
2008-09	36.5	7th
2009-10	34.4	4th
2010-11	36.1	5th
2011-12	34.1	4th
2012-13	37.7	9th
2013-14	35.8	6th
2014-15	33.4	6th

REBOUNDING MARGIN

2001-02	-2.6	6th
2002-03	-1.3	7th
2003-04	+1.7	3rd
2004-05	+0.8	3rd
2005-06	-2.4	6th
2006-07	-1.9	6th
2007-08	-0.7	4th
2008-09	-2.1	7th
2009-10	+0.4	6th
2010-11	-5.2	8th
2011-12	-3.4	8th
2012-13	-2.5	6th
2013-14	-3.5	6th
2014-15	-2.8	6th

BLOCKED SHOTS

2001-02	4.46	2nd
2002-03	6.52	1st
2003-04	5.23	1st
2004-05	3.00	4th
2005-06	1.69	9th
2006-07	2.03	6th
2007-08	2.57	5th
2008-09	4.19	2nd
2009-10	3.94	2nd
2010-11	3.30	3rd
2011-12	2.2	6th
2012-13	2.5	5th
2013-14	2.0	9th
2014-15	2.3	5th

ASSISTS

2001-02	11.43	7th
2002-03	12.70	6th
2003-04	10.47	10th
2004-05	10.41	9th
2005-06	10.10	8th
2006-07	10.41	8th
2007-08	11.97	7th
2008-09	11.97	6th
2009-10	9.65	9th
2010-11	10.90	6th
2011-12	11.20	6th
2012-13	8.20	9th
2013-14	9.4	9th
2014-15	8.4	9th

STEALS

2001-02	6.63	6th
2002-03	6.44	8th
2003-04	6.73	9th
2004-05	6.69	8th
2005-06	7.00	3rd
2006-07	7.45	3rd
2007-08	7.20	1st
2008-09	7.10	4th
2009-10	5.35	8th
2010-11	5.10	6th
2011-12	6.00	4th
2012-13	5.80	8th
2013-14	6.1	4th
2014-15	6.8	2nd

TURNOVER MARGIN

2001-02	-0.46	5th
2002-03	-1.15	6th
2003-04	-1.50	8th
2004-05	+1.38	3rd
2005-06	+3.45	1st
2006-07	+0.69	5th
2007-08	+0.77	5th
2008-09	+1.38	4th
2009-10	-2.74	8th
2010-11	-1.40	7th
2011-12	-2.16	9th
2012-13	-4.00	9th
2013-14	-1.13	6th
2014-15	+1.50	2nd

ASSIST/TURNOVER RATIO

2001-02	0.72	6th
2002-03	0.84	8th
2003-04	0.62	10th
2004-05	0.77	7th
2005-06	0.85	5th
2006-07	0.73	8th
2007-08	0.88	6th
2008-09	0.89	3rd
2009-10	0.68	8th
2010-11	0.90	5th
2011-12	0.70	8th
2012-13	0.50	9th
2013-14	0.7	9th
2014-15	0.7	9th

3-POINT FIELD GOALS MADE

2001-02	6.93	3rd
2002-03	7.67	2nd
2003-04	5.37	7th
2004-05	6.69	4th
2005-06	6.17	4th
2006-07	7.38	2nd
2007-08	5.70	7th
2008-09	6.00	5th
2009-10	5.10	7th
2010-11	7.5	3rd
2011-12	4.3	9th
2012-13	5.2	7th
2013-14	6.1	5th
2014-15	4.9	9th

HOME ATTENDANCE

2001-02	1,492	3rd
2002-03	1,811	2nd
2003-04	2,813	1st
2004-05	3,318	1st
2005-06	3,684	1st
2006-07	3,206	1st
2007-08	3,645	1st
2008-09	3,894	1st
2009-10	3,669	1st
2010-11	3478	1st
2011-12	2,781	1st
2012-13	2,614	2nd
2013-14	2,776	1st
2014-15	2,0865	1st

AMERICA EAST INDIVIDUAL TOURNAMENT RECORDS

MOST POINTS IN A GAME
31, Greer Wright vs. UMBC, 3-3-11
30, Moussa Camara vs. UMBC, 3-3-11
29, Malik Alvin vs. Hartford, 3-7-09
26, D.J. Rivera vs. UNH, 3-8-09

MOST REBOUNDS IN A GAME
11, D.J. Rivera vs. Hartford, 3-7-09
10, Reggie Fuller vs. UMBC, 3-14-09
10, Duane James vs. Vermont, 3-5-06

MOST ASSISTS IN A GAME
9, Jimmy Gray vs. Stony Brook, 3-3-12
7, Mahamoud Jabbi vs. UMBC, 3-3-11
7, Mike Gordon vs. Maine, 3-4-06
7, Andre Heard vs. Albany, 3-5-05

MOST BLOCKS IN A GAME
4, Nick Billings vs. Maine, 3-6-04
3, Reggie Fuller vs. Hartford, 3-7-09

MOST STEALS IN A GAME
4, Andre Heard vs. Maine, 3-4-06
3, eight times

MOST FIELD GOALS IN A GAME
11, Greer Wright vs. UMBC 3-3-11
10, Moussa Camara vs. UMBC, 3-3-11
9, D.J. Rivera vs. UNH, 3-8-09

MOST 3-POINT FIELD GOALS IN A GAME
8, Moussa Camara vs. UMBC, 3-3-11
6, Andre Heard vs. Vermont, 3-5-06
5, Greer Wright vs. UMBC, 3-3-11
4, Jimmy Gray vs. Stony Brook, 3-3-12
4, Steve Proctor vs. Boston U., 3-3-07
4, Troy Hailey vs. Albany, 3-5-05

MOST FREE THROWS IN A GAME
15, Malik Alvin vs. Hartford, 3-7-09

MOST POINTS IN A GAME BY AN OPPOSING PLAYER
34, Taylor Coppenrath of Vermont, 3-6-05
25, T.J. Sorrentine of Vermont, 3-6-05
20, Michael Turner of Hartford, 3-7-09

MOST POINTS IN A TOURNAMENT
54, D.J. Rivera, 2009
53, Malik Alvin, 2009
48, Andre Heard, 2006
45, Emanuel Mayben, 2009
45, Greer Wright, 2011
45, Moussa Camara, 2011

MOST POINTS PER GAME IN A TOURNAMENT (2 GM MIN.)
24.0, Andre Heard, 2006
22.5, Greer Wright, 2011
22.5, Moussa Camara, 2011
20.5, Ben Dickinson, 2012
19.0, Andre Heard, 2005
18.0, D.J. Rivera, 2009
17.7, Malik Alvin, 2009

HIGHEST FIELD GOAL PCT. IN A TOURNAMENT (2 GM MIN.)
1.000, (13-13) Reggie Fuller, 2009

MOST REBOUNDS IN A TOURNAMENT
25, Reggie Fuller, 2009
24, D.J. Rivera, 2009
15, Emanuel Mayben, 2009

MOST REBOUNDS PER GAME IN A TOURNAMENT
8.3, Reggie Fuller, 2009
8.0, D.J. Rivera, 2009

MOST ASSISTS IN A TOURNAMENT
13, Emanuel Mayben, 2009
12, Mike Gordon, 2006
11, Jimmy Gray, 2012

MOST BLOCKS IN A TOURNAMENT
6, Reggie Fuller, 2009
4, Ben Dickinson, 2012
4, Nick Billings, 2004

MOST STEALS IN A TOURNAMENT
5, D.J. Rivera, 2009
5, Emanuel Mayben, 2009
5, Andre Heard, 2006

MOST POINTS IN A CAREER
86, Andre Heard, 2005-06
64, Mike Gordon, 2005-08
55, Troy Hailey, 2004-07
54, D.J. Rivera, 2009

MOST POINTS PER GAME IN A CAREER (2 GM MIN.)
22.5, Greer Wright, 2011
21.5, Andre Heard, 2005-06
20.5, Ben Dickinson, 2012
18.0, D.J. Rivera, 2009
17.7, Malik Alvin, 2009
15.0, Emanuel Mayben, 2009

MOST REBOUNDS IN A CAREER
27, Reggie Fuller, 2008-09
24, D.J. Rivera, 2009
22, Andre Heard, 2005-06

MOST REBOUNDS PER GAME IN A CAREER
8.0, D.J. Rivera, 2009
7.5, Mahamoud Jabbi, 2011
7.5, Lazar Trifunovic, 2007-08

6.8, Reggie Fuller, 2008-09

MOST ASSISTS IN A CAREER
26, Mike Gordon, 2005-08
17, Troy Hailey, 2004-07
17, Jimmy Gray, 2010-13
14, Andre Heard, 2005-06
13, Emanuel Mayben, 2009

MOST BLOCKS IN A CAREER
7, Reggie Fuller, 2008-09
7, Nick Billings, 2004-05

MOST STEALS IN A CAREER
10, Mike Gordon, 2005-08
8, Andre Heard, 2005-06

MOST 10+ POINT GAMES IN A CAREER
4, Andre Heard, 2005-06
3, D.J. Rivera, 2009
3, Malik Alvin, 2009

MOST DOUBLE-DOUBLES (P-R) IN A CAREER
1, D.J. Rivera, 2009
1, Reggie Fuller, 2008-09
1, Duane James, 2005-06

BINGHAMTON'S AMERICA EAST TOURNAMENT TEAM RECORDS

MOST POINTS
91, vs. UMBC, 3-3-11
77, vs. Maine, 3-6-04
76, vs. Albany, 3-5-05

FEWEST POINTS
42, vs. Hartford, 3-8-14
46, vs. Vermont, 3-5-11

MOST POINTS ALLOWED
79, vs. Maine, 3-6-04
78, vs. Stony Brook, 3-3-12
76, vs. Vermont, 3-6-05

FEWEST POINTS ALLOWED
51, vs. UMBC, 3-14-09

MOST REBOUNDS
48, vs. UMBC, 3-1-12
43, vs. Maine, 3-6-04

MOST ASSISTS
20, vs. UMBC, 3-3-11
17, vs. Vermont, 3-6-05

MOST BLOCKS
6, vs. UMBC, 3-1-12
6, vs. UMBC, 3-14-09
6, vs. UNH, 3-8-09

MOST STEALS
11, vs. Maine, 3-4-06
10, vs. UNH, 3-8-09

MOST FIELD GOALS
31, vs. UMBC, 3-3-11
27, vs. Maine, 3-6-04
26, vs. UMBC, 3-1-12

MOST 3-POINT FIELD GOALS
17, vs. UMBC, 3-3-11
10, vs. Stony Brook, 3-3-12
10, vs. Albany, 3-5-05

FEWEST 3-POINT FIELD GOALS
4, vs. UMBC, 3-1-12
4, vs. Vermont, 3-8-08
4, vs. Vermont, 3-5-11

MOST FREE THROWS
32, vs. Hartford, 3-7-09
26, vs. Albany, 3-5-05

FEWEST FREE THROWS
6, vs. Boston U., 3-3-07
8 (twice), last vs. Hartford, 3-8-14

HIGHEST FIELD GOAL PCT.
.517 (31-60), vs. UMBC, 3-3-11
.500 (25-50), vs. Stony Brook 3-3-12

HIGHEST FIELD GOAL PCT. ALLOWED
.531 (26-49), vs. Vermont, 3-6-05
.500 (26-52), vs. Stony Brook, 3-3-12

LOWEST FIELD GOAL PCT.
.264 (14-53), vs Vermont 3-5-11
.333 (17-51), vs. Vermont, 3-5-06
.333 (20-60), vs. Vermont, 3-8-08

LOWEST FIELD GOAL PCT. ALLOWED
.347 (26-75) vs UMBC, 3-1-12

HIGHEST 3-POINT PCT.
.531 (17-32) vs UMBC, 3-3-11
.476 (10-21) vs. Stony Brook 3-3-12

HIGHEST 3-POINT PCT. ALLOWED
.445 (10-22), vs. Vermont, 3-6-05
.429 (9-21), vs. UNH, 3-8-09
.429 (6-14), vs. Boston U., 3-3-07

LOWEST 3-POINT PCT.
.250 (5-20) vs. UMBC, 3-14-09.
.267(4-15) vs. Vermont, 3-5-11

LOWEST 3-POINT PCT. ALLOWED
.182 (2-11) vs. UMBC, 3-14-09
.182 (2-11) vs. Vermont, 3-5-06

MOST POINTS IN A HALF
46, Second Half vs. Maine, 3-4-06
42, Second Half vs. Albany, 3-5-05

FEWEST POINTS IN A HALF
14, 1st Half, vs. Stony Brook, 3-9-13
20, 1st Half vs. Hartford, 3-8-14

LARGEST DEFICIT OVERCOME
6, Trailed UMBC 23-17 before winning 73-67, 3-1-12
6, Trailed Hartford 6-0 before winning 73-65, 3-7-09

LARGEST BLOWN LEAD
15, Led Vermont 20-5 before losing 66-59, 3-5-06

LARGEST HALFTIME LEAD
13, Led 33-20 vs. Hartford, 3-7-09

LARGEST HALFTIME LEAD BLOWN
7, Led 30-23 vs. Vermont, 3-8-08

LARGEST HALFTIME DEFICIT
23, Trailed Stony Brook, 3-9-13

LARGEST HALFTIME DEFICIT OVERCOME
2, UNH, 3-8-09, Trailed 36-34 at halftime before winning 72-67

LARGEST MARGIN OF VICTORY
26, (91-65) vs. UMBC, 3-3-11

SMALLEST MARGIN OF VICTORY
5, 72-67, vs. UNH 3-8-09

LARGEST MARGIN OF DEFEAT
27, 69-42 vs. Hartford, 3-8-14

SMALLEST MARGIN OF DEFEAT
2, 79-77 vs. Maine, 3-6-04

2004 TOURNAMENT (BOSTON)

Quarterfinals – March 6
#4 Maine 79, #5 Binghamton 77 (OT)

In a hotly contested America East Conference Tournament quarterfinal game, Maine was awarded two decisive free throws with 3.9 seconds remaining in overtime, and advanced with the win at Walter Brown Arena in Boston. The Black Bears went 6-for-6 from the line in the final 59 seconds to pull out the win.

The game was tied 77-77 with time running out in the overtime period when Maine's Eric Dobson launched a three-point shot that missed. In the ensuing scramble for the rebound, BU was whistled for a foul and the Black Bears sank the decisive free throws.

Trailing 53-41 with 12:58 left, the Bearcats went on a 19-7 run in a span of 5:19 to tie the game up at 60-60. Binghamton then took a 68-63 lead with 1:35 remaining in the second half, but was unable to put the Black Bears away and the game went into overtime.

Leading 75-73 with 57 seconds remaining in overtime, junior guard Billy Williams was whistled for a foul and classmate Nick Billings received a technical foul for arguing the call. Maine sank all four free throws to take a 77-75 lead. Sophomore guard Joel Casseus tied the game with 41 seconds to go, setting up the controversial finish.

VISITOR: Binghamton (14-16)

PLAYER	MP	FG-A	3FG-A	FT-A	TR	PF	A	T	B	S	TP
Hermenier*	31	2-6	1-2	1-2	8	3	0	2	0	1	6
Hailey*	42	3-10	1-6	4-4	3	2	6	4	0	2	11
Carter*	37	6-12	3-6	5-7	5	4	1	4	0	1	20
Williams*	38	2-6	2-5	0-0	3	5	6	1	0	2	6
Billings*	34	8-15	0-0	4-9	9	3	1	4	4	0	20
Watson	3	0-0	0-0	0-0	0	0	0	1	0	0	0
Casseus	15	1-2	0-1	0-0	2	1	1	1	0	2	2
White	7	2-4	0-1	0-0	2	1	1	0	0	0	4
Adediran	18	3-8	0-0	2-2	6	3	0	6	0	0	8
TEAM					5						
TOTALS	**225**	**27-63**	**7-21**	**16-24**	**43**	**22**	**16**	**23**	**4**	**8**	**77**
FG% (42.9)		3-PT% (33.3)		FT% (66.7)							

HOME: Maine (19-9)

PLAYER	MP	FG-A	3FG-A	FT-A	TR	PF	A	T	B	S	TP
Dobson*	35	3-4	1-2	6-8	7	4	0	0	0	1	13
Flavin*	25	4-8	1-4	0-0	0	2	2	0	0	1	9
Reed*	40	4-12	3-8	7-11	5	4	7	2	1	2	18
Campbell*	13	0-0	0-0	0-0	5	2	2	1	0	0	0
Markwood*	16	1-4	0-0	3-4	2	5	0	2	2	0	5
Hadjisotirov	11	1-4	1-4	0-0	0	1	0	0	0	0	3
Petkus	0	0-0	0-0	0-0	0	0	0	0	0	0	0
Dubois	31	5-9	4-8	5-8	3	4	0	1	0	0	19
Ahvenniemi	0	0-0	0-0	0-0	0	0	0	0	0	0	0
TEAM					6						
TOTALS	**225**	**24-58**	**8-26**	**23-29**	**28**	**17**	**13**	**19**	**1**	**10**	**79**
FG% (41.4)		3-PT% (30.8)		FT% (79.3)							

Officials: Jeff Plunkett, Ben Vaconcells, Gary Pucino
Attendance: 1,952

Score by Periods	1st	2nd	OT		Total
Binghamton	31	37	9	-	77
Maine	37	31	11	-	79

2005 TOURNAMENT (BINGHAMTON)

Quarterfinals – March 5
#5 Binghamton 76, #4 Albany 70

Sophomore guard Troy Hailey scored a game-high 19 points and junior guard Andre Heard added 18 points, leading fifth-seeded Binghamton to a 76-70 win over fourth-seeded Albany in an America East Championship quarterfinal game. The win marked Binghamton's first-ever triumph in the America East Championship and secured a spot in Sunday's semifinal against top-seeded and two-time defending champion Vermont.

Junior forward Sebastian Hermenier added 13 points and had a team-high seven rebounds. Freshman guard Mike Gordon chipped nine points and senior center Alex Adediran also had seven rebounds.

Binghamton broke a 9-9 deadlock by going on a 10-2 run in a span of 3:45 to take a 21-11 lead with 9:07 remaining in the first half. Heard drained two three-pointers during the run. The Great Danes climbed back to within 24-22 with 4:44 left before the intermission but BU stretched the lead back to 34-26 at the break.

The Bearcats continued their momentum in the second half, going up 48-34 with 13:32 remaining. From there, Binghamton was able to keep a double-figure lead for most of the next 12 minutes and with 1:22 left to go, it held a 67-57 advantage.

The remaining 86 seconds, however, saw Albany get back into the game as the Bearcats went 6-for-13 from the free throw line. The Great Danes took advantage of the Bearcats' misses and got to within 73-70 on a three pointer by senior forward Aquawasi St. Hillaire with eight seconds left.

Heard, however, hit a critical free throw with seven seconds to go and Herminier made two attempts with four seconds remaining to seal the win.

VISITOR: Albany (13-15)

PLAYER	MP	FG-A	3FG-A	FT-A	TR	PF	A	T	B	S	TP
Jordan*	37	5-12	1-5	2-7	4	4	2	5	0	0	13
Levine*	33	1-6	0-1	4-5	6	4	4	0	0	0	6
Zoellner*	16	0-0	0-0	1-2	3	1	0	2	0	0	1
Wilson, J.*	36	4-12	1-5	4-5	3	3	4	3	0	1	13
St. Hillaire*	20	1-2	0-0	4-4	2	5	0	0	0	0	6
Johnson	1	1-1	0-0	0-0	0	2	0	0	0	0	2
Bauman	0	0-0	0-0	0-0	0	0	0	0	0	0	0
Lillis	17	3-3	1-1	1-2	2	5	0	0	0	0	8
Wyatt	12	1-1	0-0	1-2	2	2	1	0	0	0	3
Wilson, B.	28	5-12	4-8	2-4	8	5	0	1	0	0	18
TEAM					3						
Totals	**200**	**21-49**	**7-20**	**21-31**	**33**	**31**	**11**	**12**	**0**	**1**	**70**
FG% (42.9)		3-PT% (35.0)		FT% (67.7)							

HOME: Binghamton (12-16)

PLAYER	MP	FG-A	3FG-A	FT-A	TR	PF	A	T	B	S	TP
Hermenier*	35	3-4	1-2	6-8	7	4	0	0	0	1	13
Gordon*	25	4-8	1-4	0-0	0	2	2	0	0	1	9
Heard*	40	4-12	3-8	7-11	5	4	7	2	1	2	18
Williams*	13	0-0	0-0	0-0	5	2	2	1	0	0	0
Billings*	16	1-4	0-0	3-4	2	5	0	2	2	0	5
Jackson	11	1-4	1-4	0-0	0	1	0	0	0	0	3
Casseus	0	0-0	0-0	0-0	0	0	0	0	0	0	0
Hailey	31	5-9	4-8	5-8	3	4	0	1	0	0	19
White	0	0-0	0-0	0-0	0	0	0	0	0	0	0
Adediran	24	2-6	0-0	5-8	7	3	3	2	1	0	9
Fithian	5	0-0	0-0	0-1	1	1	0	0	0	0	0
TEAM					3						
TOTALS	**200**	**20-47**	**10-26**	**26-40**	**33**	**27**	**14**	**8**	**4**	**4**	**76**
FG% (42.6)		3-PT% (38.5)		FT% (65.0)							

Officials: Gary Pucino, Alan Libardoni, Ben Vaconcells
Attendance: 5,222

Score by Periods	1st	2nd		Total
Albany	26	44	-	70
Binghamton	34	42	-	76

2005 TOURNAMENT (BINGHAMTON)

Semifinals – March 6
#1 Vermont 76, #5 Binghamton 65

Inspired by a deafening home crowd of 5,003 at the Events Center, fifth-seeded Binghamton gave it everything they had before succumbing to No. 1 Vermont 76-65, in the semifinals of the America East Championship.

Led by their super senior tandem of Taylor Coppenrath (34 points, 12 rebounds) and T.J. Sorrentine (25 points), the Catamounts shot 53% and withstood a late charge from the Bearcats.Binghamton, which led for much of the first half, trailed by 18 points with 6:17 left in the game before stringing together a 9-0 run with two steals and subsequent three-pointers. The run cut BU's deficit to nine, 68-59, with 3:34 left. But Vermont sank six free throws in the final 2:23, and BU made just two of its final nine shots.

Senior center Alex Adediran scored a career-high 21 points in his final collegiate game, and junior guard Andre Heard added 20 points for BU, which played inspired basketball against the two-time defending conference champions. During the regular season, BU had lost twice to Vermont by a combined 57 points.

The televised game was a college basketball fan's dream, as a raucous Events Center crowd featuring nearly 800 Binghamton students created a noise level that shook the basketball floor. Both teams were hot out of the gate, with the Catamounts hitting four of their first five shots and the Bearcats answering with 6-of-10 shooting to forge a 14-10 lead seven minutes into the contest.Binghamton led 25-21 with 8:08 left in the half before Vermont and specifically, Coppenrath and Sorrentine took over. The duo combined for 15 points to spark a 20-8 UVM run that ended the half and gave the Catamounts a 41-33 lead. Before missing its final two shots of the half, Vermont was shooting 63% from the floor, including 50% from beyond the arc (10-of-20).

Back-to-back buckets to start the second half brought the Bearcats to within four, 41-37, but UVM answered with an 8-0 run. Binghamton never came any closer than nine points the rest of the way.

VISITOR: Vermont (23-6)

PLAYER	MP	FG-A	3FG-A	FT-A	TR	PF	A	TO	B	S	TP
Coppenrath*	36	12-15	0-0	10-12	12	3	0	3	0	1	34
Mopa Njila*	30	1-2	0-0	0-0	7	2	1	2	0	1	2
Klimes*	27	0-5	0-1	3-4	6	4	4	2	1	1	3
Sorrentine*	39	9-16	7-12	0-1	5	4	2	6	0	0	25
Hehn*	33	1-4	1-4	0-0	3	1	3	2	0	0	3
Cieplicki	6	0-2	0-1	0-0	0	1	1	1	0	0	0
Jensen	12	1-1	1-1	0-0	4	1	0	1	0	0	3
Duell	17	2-4	1-3	1-2	1	3	1	0	0	0	6
TEAM					5						
TOTALS	**200**	**26-49**	**10-22**	**14-19**	**43**	**19**	**12**	**18**	**1**	**3**	**76**
FG% (53.1)		3-PT% (45.5)		FT% (73.7)							

HOME: Binghamton (12-17)

PLAYER	MP	FG-A	3FG-A	FT-A	TR	PF	A	TO	B	S	TP
Hermenier*	33	2-4	1-2	0-0	1	3	1	3	0	1	5
Gordon*	37	2-5	2-4	2-2	3	3	5	1	0	3	8
Heard*	39	8-22	3-11	1-1	4	0	2	2	1	1	20
Williams*	7	1-2	1-1	0-0	0	1	1	0	0	0	3
Billings*	6	1-3	0-0	0-0	0	2	0	0	1	0	2
Jackson	6	1-4	1-4	1-2	1	0	1	0	0	0	4
Hailey	33	1-6	0-5	0-0	1	4	6	0	0	0	2
Adediran	30	8-14	0-0	5-7	3	5	0	1	2	0	21
Fithian	9	0-0	0-0	0-0	3	3	0	0	0	0	0
TEAM					6						
TOTALS	**200**	**24-60**	**8-27**	**9-12**	**22**	**21**	**17**	**7**	**4**	**5**	**65**
FG% (40.0)		3-PT% (29.6)		FT% (75.0)							

Officials: Ray Perone, Paul Faia, Rich Giallella
Attendance: 5,003

Score by Periods	1st	2nd		Total
Vermont	41	35	-	76
Binghamton	33	32	-	65

2006 TOURNAMENT (BINGHAMTON)

Quarterfinals – March 4
#2 Binghamton 71, #7 Maine 62

Second-seeded Binghamton used a decisive 10-0 run late in the game to push past No. 7 Maine, 71-62, in the quarterfinals of the America East Championship. With the win, Binghamton advanced to the semifinals for the second consecutive season.

Senior guard Andre Heard scored 19 of his game-high 24 points in the second half and sparked the run with three points, including a highlight-reel dunk. With BU clinging to a 47-45 lead with 7:43 left, Heard made a free throw to begin the 10-0 run. Junior forward Duane James grabbed an offensive rebound off Heard's second free throw and his lay up made it 50-45. Heard took a fast-break pass from sophomore point guard Mike Gordon and his dunk pushed the lead to 52-47. Junior guard Troy Hailey added a three-pointer with 4:34 left to extend the margin to 55-45.

Heard hit 6-of-18 from the floor, including a pair of three-pointers, and sank 10-of-11 free throws. He was equally sharp on the defensive end, registering four steals, including three in the decisive second half. Heard also pulled down seven rebounds, good for second on the team.

James posted a double-double with 13 points and 10 rebounds, and freshman forward Ian Milne chipped in 13 points on 5-of-9 shooting.

Both teams struggled offensively in the first half, each making just eight field goals in the opening frame. The Bearcats held an early 20-9 lead and carried a 25-21 lead into intermission.

VISITOR: Maine (12-16)

PLAYER	MP	FG-A	3FG-A	FT-A	TR	PF	A	TO	B	S	TP
Ahvenniemi*	35	2-2	0-0	2-2	7	2	0	0	2	0	6
Tch. Bofia*	17	2-7	0-0	1-2	6	2	1	2	0	1	5
Turner, R.*	34	6-15	3-10	4-6	3	4	5	1	0	0	19
Turner, E.*	36	4-12	2-5	5-6	1	5	2	4	0	0	15
Sheets*	31	2-6	1-4	1-2	2	3	3	5	0	1	6
Bruff	23	0-2	0-0	0-1	4	4	0	1	0	0	0
Hight	0+	0-0	0-0	0-0	1	0	0	0	0	0	0
Petkus	24	3-8	2-4	3-3	4	0	1	3	0	1	11
TEAM					5						
TOTALS	**200**	**19-52**	**8-23**	**16-22**	**33**	**20**	**12**	**16**	**2**	**3**	**62**
FG% (36.5)		3-PT% (34.8)		FT% (72.7)							

HOME: Binghamton (16-12)

PLAYER	MP	FG-A	3FG-A	FT-A	TR	PF	A	TO	B	S	TP
Milne*	28	5-9	1-3	2-2	5	3	1	0	0	1	13
Olomo*	18	0-2	0-0	2-2	0	3	0	3	0	0	2
Gordon*	36	0-5	0-2	4-4	6	3	7	8	0	2	4
Hailey*	32	3-6	2-3	1-2	4	3	2	0	0	1	9
Heard*	33	6-18	2-8	10-11	7	3	2	1	1	4	24
Jackson	5	0-3	0-2	0-0	0	1	0	0	0	0	0
Proctor	14	2-3	2-3	0-0	2	0	0	2	0	0	6
James	32	5-7	0-0	3-5	10	4	0	2	0	3	13
Fithian	2	0-0	0-0	0-0	1	0	0	0	0	0	0
TEAM					3						
TOTALS	**200**	**21-53**	**7-21**	**22-26**	**35**	**20**	**12**	**16**	**1**	**11**	**71**
FG% (39.6)		3-PT% (33.3)		FT% (84.6)							

Officials: Tim O'Brien, Michael Pilla, Gary Agger
Attendance: 4,407

Score by Periods	1st	2nd		Total
Maine	21	41	-	62
Binghamton	25	46	-	71

2006 TOURNAMENT (BINGHAMTON)

Semifinals – March 5
#6 Vermont 66, #2 Binghamton 59

Sixth-seeded Vermont withstood an early barrage of three-pointers and refused to relinquish its conference crown in a 66-59 win over second-seeded Binghamton in the semifinals of the America East Championship. The Catamounts trailed by as many as 15 points in the first half but used a wide rebound advantage to take the lead for good early in the second half. Vermont then sank eight free throws in the final 1:35 to seal the win.

The Catamounts built a 44-29 margin on the glass and eased their way back into the game after BU jumped out to a 20-5 lead.

The Catamounts closed out the first half on a 14-1 run that was buoyed by an abundance of free throws. Binghamton was whistled for four fouls in a 1:42 span and Vermont capitalized at the line, sinking eight foul shots during the run and 24-of-33 for the game.

Senior guard Andre Heard exploded for 16 of his game-high 24 points in the first half, but was relatively quiet in the second before fouling out with 2:01 remaining. Heard missed his first shot of the game but then nailed five consecutive three-pointers — part of seven straight Bearcat treys. But the offense went cold late in the half during Vermont's 14-1 run, with BU going without a field goal for the final 6:29 of the half.

Heard hit 7-of-19 from the floor, including 6-of-10 from three-point range, in his final collegiate game. He concluded his two-year career at Binghamton with 911 points - the most of any BU player at the Division I level.

VISITOR: Vermont (13-16)

PLAYER	MP	FG-A	3FG-A	FT-A	TR	PF	A	TO	B	S	TP
McIntosh*	21	2-8	0-0	2-2	5	1	0	2	0	0	6
Holm*	24	1-3	0-0	0-0	10	4	0	2	1	1	2
Klimes*	31	6-6	0-0	4-11	8	4	2	0	1	0	16
Trimboli*	37	2-9	0-2	8-8	4	2	6	5	0	3	12
Cieplicki*	33	3-6	1-3	10-10	4	0	0	2	0	0	17
Sisca	1	0-0	0-0	0-0	0	1	0	0	0	0	0
Powlovich	6	0-0	0-0	0-0	1	1	0	0	0	0	0
McCarthy	8	0-0	0-0	0-0	0	2	0	1	1	0	0
Schneider	20	3-9	1-5	0-2	2	2	0	0	0	0	7
Duell	19	3-8	0-1	0-0	2	4	1	1	1	0	6
TEAM						8					
Totals	**200**	**20-49**	**2-11**	**24-33**	**44**	**21**	**9**	**13**	**4**	**4**	**66**
FG% (40.8)		3-PT% (18.2)		FT% (72.7)							

HOME: Binghamton (16-13)

PLAYER	MP	FG-A	3FG-A	FT-A	TR	PF	A	TO	B	S	TP
Milne*	35	3-10	1-3	0-0	8	4	0	0	0	0	7
Olomo*	27	1-1	0-0	0-0	3	5	0	1	0	2	2
Gordon*	34	4-8	0-1	1-2	1	4	5	3	0	0	9
Hailey*	30	0-4	0-3	6-8	3	4	1	1	0	2	6
Heard*	37	7-19	6-10	4-7	6	5	3	5	0	1	24
Jcksn, S.	1	0-0	0-0	0-0	0	0	0	0	0	0	0
Jcksn, D.	3	0-0	0-0	0-0	0	1	0	0	0	0	0
Proctor	15	1-3	1-1	2-2	1	0	0	0	0	0	5
James	16	1-6	0-0	4-4	3	4	0	0	0	1	6
Montgmry	2	0-0	0-0	0-0	0	0	0	0	0	0	0
TEAM					4						
TOTALS	**200**	**17-51**	**8-18**	**17-23**	**29**	**27**	**9**	**10**	**0**	**6**	**59**
FG% (33.3)		3-PT% (44.4)		FT% (73.9)							

Officials: John Hughes, Ray Perone, Fran Connolly
Attendance: 4,445

Score by Periods	1st	2nd		Total
Vermont	32	34	-	66
Binghamton	33	26	-	59

2007 TOURNAMENT (BOSTON)

Quarterfinals – March 3
#3 Boston 62, #6 Binghamton 58

Third-ranked Boston University rallied from 12 points down in each half to eliminate sixth-ranked Binghamton 62-58 in the America East quarterfinal game.

Boston guard Corey Lowe converted a driving lay up with 51 seconds left to break a 58-58 tie and after a BU miss at the other end, Carlos Strong sank two free throws with 20 seconds left for the final margin.

Senior guard Steve Proctor had forged the final tie of the game with a three-pointer with 2:13 left. Proctor scored a game-high 22 points on 8-for-13 shooting. But Binghamton couldn't stop Boston down the stretch and the Terriers converted four straight driving lay ups in the final five minutes.

Freshman forward Lazar Trifunovic collected 13 points and eight rebounds and junior guard Mike Gordon chipped in 11 points, five assists and three steals.

The Bearcats were sharp to start, jumping out to a 15-3 lead behind 11 points from Proctor. But after missing seven of its first nine shots, Boston put together a 17-4 run to take the lead 20-19. Binghamton, however, closed out the frame on a 7-0 run, punctuated with a Proctor three-pointer in the closing five seconds. After scoring Binghamton's first nine points, Proctor wound up with 14 points in the half.

VISITOR: Binghamton (13-16)

PLAYER	MP	FG-A	3FG-A	FT-A	TR	PF	A	TO	B	S	TP
Olomo*	26	0-0	0-0	0-0	3	3	0	0	0	0	0
Trifunovic*	36	6-10	0-0	1-2	8	4	1	6	0	0	13
Proctor*	33	8-13	4-6	2-3	4	0	3	0	0	0	22
Gordon*	37	4-13	1-7	2-4	2	4	5	1	1	3	11
Hailey*	31	3-6	1-4	1-1	1	3	2	1	0	1	8
Forbes	19	0-6	0-2	0-0	4	2	2	2	0	0	0
James	3	1-1	0-0	0-2	2	1	0	0	0	0	2
Kovacevic	13	1-2	0-0	0-2	3	3	0	1	0	0	2
Montgomery	2	0-0	0-0	0-0	0	2	0	0	0	0	0
TEAM					4						
TOTALS	**200**	**23-51**	**6-19**	**6-14**	**31**	**22**	**13**	**11**	**1**	**4**	**58**
FG% (45.1)		3-PT% (31.6)		FT% (42.9)							

HOME: Boston Univ. (12-16)

PLAYER	MP	FG-A	3FG-A	FT-A	TR	PF	A	TO	B	S	TP
Peterkin*	26	4-8	0-0	1-4	8	2	0	1	2	1	2
Brittian*	35	2-5	0-1	3-7	10	2	0	2	0	1	7
Macon*	23	4-6	2-2	0-0	1	2	2	1	1	1	10
Lowe*	21	3-8	0-3	4-7	3	2	1	1	1	0	10
Morris*	34	1-7	1-3	0-0	2	3	5	4	0	0	3
Sirutis	19	5-5	1-1	0-0	4	3	2	0	0	0	11
Strong	31	2-6	2-4	4-6	4	0	3	2	0	1	10
Johnson	11	1-1	0-0	0-0	0	0	1	0	0	0	2
TEAM					1						
TOTALS	**200**	**22-46**	**6-14**	**12-24**	**33**	**14**	**14**	**11**	**4**	**4**	**62**
FG% (47.8)		3-PT% (42.9)		FT% (50.0)							

Officials: Bill Laubenstein, Gary Pucino, Jeff Plunkett
Attendance: 3,146

Score by Periods	1st	2nd		Total
Binghamton	31	27	-	58

2008 TOURNAMENT (BINGHAMTON)

Quarterfinals – March 8
#4 Vermont 65, #5 Binghamton 57

Fourth-seeded Vermont rallied from 11 points down in the second half to eliminate host and fifth-seeded Binghamton 65-57 in an America East quarterfinal game in the Events Center.

Senior guard Mike Gordon scored a game-high 23 points in his final collegiate performance, but the lack of another offensive option hurt the Bearcats down the stretch.

Nursing a 30-23 lead at the break, BU shot just 8-of-31 in the second half (26%) and the Catamounts erased an 11-point deficit before taking the lead for good with 4:58 to play. Sophomore forward Marqus Blakely, the America East Player of the Year, scored 11 of his team-high 18 points in the final frame. He converted a pair of free throws with 4:58 left to give Vermont a 51-49 lead and senior guard Kyle Cieplicki nailed a three-pointer 27 seconds later to push the margin to five, 54-49.

Binghamton missed eight of its final nine shots and the Catamounts sank three free throws in the final 34 seconds to seal the win.

In front of a boisterous crowd of 5,016, BU jumped out to a 30-19 lead late in the first half before the Catamounts trimmed their margin to seven at the break.

Sophomore forward Lazar Trifunovic added 10 points, seven rebounds and four assists, but hit just 5-of-18 from the floor, including 2-of-9 in the second half. Junior center Jaan Montgomery played a career-high 20 minutes and contributed seven rebounds and six points — both career-highs.

VISITORS: Vermont (16-14)

PLAYER	MP	FG-A	3FG-A	FT-A	TR	PF	A	TO	B	S	TP
Blakely*	40	5-8	0-0	8-18	9	3	3	5	6	1	18
Fjeld*	24	4-9	0-0	0-1	9	3	1	1	1	0	8
Vier*	16	3-6	2-5	0-0	4	3	1	2	0	0	8
Trimboli*	36	4-11	1-5	4-4	1	4	3	2	0	0	13
Cieplicki*	38	2-8	1-6	4-4	5	3	4	0	0	1	9
Accaoui	14	2-5	0-1	0-0	3	2	0	0	0	0	4
Powlovich	13	0-0	0-0	0-0	2	0	1	1	0	0	0
McCrory	6	0-0	0-0	0-0	0	0	0	0	1	0	0
McIntosh	9	2-3	0-0	1-2	1	0	0	1	0	0	5
Shields	4	0-0	0-0	0-0	0	0	0	0	0	0	0
TEAM					3						
TOTALS	**200**	**22-50**	**4-17**	**17-26**	**37**	**18**	**13**	**12**	**8**	**2**	**65**

TOTAL FG% (44.0) 3-Pt. FG% (23.5) FT% (65.4)

HOME: Binghamton (14-16)

PLAYER	MP	FG-A	3FG-A	FT-A	TR	PF	A	TO	B	S	TP
Trifunovic*	39	5-18	0-0	0-3	7	1	4	3	0	0	10
Fuller*	17	1-2	0-0	0-0	2	5	1	1	1	1	2
Montgomery*	20	3-8	0-0	0-2	7	4	1	0	0	0	6
Gordon*	28	7-17	3-8	6-6	6	4	1	0	0	0	6
Lukusa*	30	2-4	1-2	0-0	2	5	1	2	0	1	5
Herbert	6	0-2	0-1	0-0	1	1	2	2	2	1	0
Jackson	34	1-7	0-2	6-6	6	1	0	2	0	3	8
Forbes	15	1-2	0-0	0-0	2	0	0	0	0	0	2
Olomo	11	0-0	0-0	1-2	1	4	0	1	0	1	1
TEAM					6						
TOTALS	**200**	**20-60**	**4-13**	**13-19**	**40**	**25**	**9**	**12**	**1**	**8**	**57**

TOTAL FG% (33.3) 3-Pt. FG% (30.8) FT % (68.4)

Officials: Gary Pucino, Timothy O'Brien, Joe Smoot
Attendance: 5,016

Score by Periods	1st	2nd	Total
Vermont	23	42 -	65
Binghamton	30	27 -	57

2009 TOURNAMENT (ALBANY)

Quarterfinals – March 7
#1 Binghamton 73, #9 Hartford 65

Top-seeded Binghamton (21-8) used a 20-6 second-half run to pull away from No. 9 Hartford (7-26) 73-65 Saturday night in an America East quarterfinal game from Albany's SEFCU Arena. The win was BU's ninth in a row and 11th in its last 12 and advances the Bearcats into Sunday night's semifinals against the winner of the No. 4 New Hampshire/No. 5 Stony Brook winner.

Junior guard Malik Alvin scored a game-and season-high 29 points and junior guard Emanuel Mayben added 21 points, six rebounds and five assists. Junior guard D.J. Rivera notched his seventh double-double of the season with 12 points and 11 rebounds.

The Bearcats led 55-35 with 6:28 left and still enjoyed a 14-point margin with 50 seconds left before the Hawks drained four three-pointers in the final 30 seconds to tighten the final score. Binghamton made 12-of-14 free throws in the final 1:11 to secure the win.

The Hawks trimmed a 13-point halftime deficit to six, 33-27, after scoring the first seven points of the second half. But BU sturdied itself thanks primarily to Mayben and Alvin, who combined for 15 points during that 20-6 run that pushed Binghamton's lead up to 20, 55-35. The Beacats limited the Hawks to just one field goal during a period of 11:09 (1-for-14).

The Bearcats got off to a sluggish start, misfiring on 8-of-10 to start the game. But BU's defense forced six Hartford turnovers in the first nine minutes and the offense kicked in halfway through the period. Mayben scored 10 of his 12 first-half points during a 19-4 run (in 7:45) that turned a 10-6 deficit into a 25-14 lead with 4:15 left. Alvin netted six of his 10 during that run and the Bearcats made 7-of-11 shots the rest of the way. Binghamton also got to the line, where they converted 11-of-14 in the first period to stake a 33-20 lead at intermission.

VISITORS: Hartford (7-26)

PLAYER	MP	FG-A	3FG-A	FT-A	TR	PF	A	TO	B	S	TP
Sabia*	30	4-13	3-9	1-3	8	4	0	2	0	0	12
Minor*	28	2-5	0-0	0-0	7	3	2	1	0	1	4
von Rosenberg*	39	5-17	2-9	3-5	6	4	1	3	0	0	15
Turner*	39	7-11	3-7	3-3	7	5	2	5	0	2	20
Torres*	40	1-8	0-5	2-2	3	3	8	5	0	2	4
Kuban	0+	2-2	2-2	0-0	0	1	0	0	0	1	6
Bookman	0+	0-0	0-0	0-0	0	0	0	0	0	0	0
Maciel	2	1-1	0-0	0-1	3	3	0	0	0	0	2
Brothers	22	0-2	0-1	2-4	2	3	0	1	0	0	2
TEAM					2						
TOTALS	**200**	**22-59**	**10-33**	**11-18**	**38**	**26**	**13**	**17**	**0**	**6**	**65**

TOTAL FG% (37.3) 3-Pt. FG% (30.3) FT% (61.1)

HOME: Binghamton (21-8)

PLAYER	MP	FG-A	3FG-A	FT-A	TR	PF	A	TO	B	S	TP
Fuller*	37	3-3	0-0	1-2	8	2	0	1	3	2	7
Rivera*	36	3-12	0-3	6-11	11	4	2	3	0	1	12
Alvin*	37	6-10	2-2	15-18	3	3	1	2	0	2	29
Mayben*	33	6-12	3-5	6-6	6	4	5	2	0	1	21
Lukusa*	30	0-2	0-0	0-0	3	4	0	2	0	0	0
Camara	19	0-1	0-1	2-4	0	1	0	1	0	1	2
Herbert	4	0-0	0-0	2-2	2	0	0	2	0	0	2
Mullins	0+	0-0	0-0	0-0	0	0	0	0	0	0	0
Sutton	3	0-0	0-0	0-0	0	0	0	0	0	0	0
Montgomery	1	0-0	0-0	0-0	0	0	0	0	0	0	0
TEAM					6						
TOTALS	**200**	**18-40**	**5-11**	**32-43**	**33**	**18**	**8**	**14**	**3**	**7**	**73**

TOTAL FG% (45.0) 3-Pt. FG% (45.5) FT % (74.4)

Officials: Reggie Greenwood, Michael Alvaro, Michael Pilla
Attendance: 3,473

Score by Periods	1st	2nd	Total
Hartford	20	45 -	65
Binghamton	30	40 -	73

2009 TOURNAMENT (ALBANY)

Semifinals – March 8
#1 Binghamton 72, #4 New Hamp. 67

Junior guard D.J. Rivera stole an inbounds pass with 11 seconds left and his dunk propelled top-seeded Binghamton (22-8) to a 72-67 win over No. 4 New Hampshire (14-16) in the America East semifinals Sunday night from Albany's SEFCU Arena. The win, BU's 10th consecutive, advances the Bearcats into their first-ever America East championship game, which they will host on March 14 at the Events Center.

With BU clinging to a 68-67 lead and UNH setting up a potential game-winning shot in the closing 13 seconds, Rivera jumped into the passing lane just inside mid-court, stole the pass and raced to the basket before soaring for the jam in front of a frenzied BU student section. Junior guard Emanuel Mayben added two free throws with 6.6 seconds left to complete BU's 10-0 scoring run to end the game.

The Wildcats led 67-62 with 2:02 left before Rivera started the comeback by nailing a three-pointer. Senior forward Reggie Fuller grabbed an offensive rebound and his putback and ensuing free throw gave the Bearcats a 68-67 lead with 1:18 left. Mayben was called for a charge with 18 seconds left, however, giving UNH one final possession. But Rivera, who scored a game-high 26 points, rescued the Bearcats with his magical play.

The second half was tight as neither team led by more than five points. There were 16 lead changes and 13 ties in the game.

Rivera scored 17 of his 26 points after intermission, and also had eight rebounds and three steals. Mayben produced 19 points and three steals, and junior guard Malik Alvin added 10 points. Fuller wound up with a workmanlike nine points and seven rebounds in 28 minutes. Mayben had two key plays late in the game. When the momentum had swung to UNH after a three-pointer, Mayben dropped in a leaning 14-footer with 6:01 left and his free throw completed a three-point play that tied the game at 57. He then sank three free throws after being fouled attempting a three-pointer with 3:43 left and BU trailing 61-59.

VISITORS: New Hampshire (14-16)

PLAYER	MP	FG-A	3FG-A	FT-A	TR	PF	A	TO	B	S	TP
Onguetou*	38	3-6	0-1	0-0	8	2	0	2	1	0	6
DiLiegro*	28	2-7	0-0	0-1	6	4	0	1	1	2	4
Gibbs*	38	5-16	2-7	6-9	5	3	5	3	2	0	18
Conley*	20	3-7	2-4	0-0	2	1	0	5	0	0	8
Gilchrese*	29	2-9	1-3	3-4	3	4	5	5	0	0	8
Graham	11	0-1	0-0	2-2	0	2	0	0	0	1	2
Valladares	12	2-4	0-0	0-0	3	0	0	0	1	1	4
Tchatchoua	2	0-1	0-1	0-0	0	1	0	0	0	0	0
Santos	22	5-7	4-5	3-5	7	3	1	1	0	2	17
TEAM					6						
TOTALS	**200**	**22-58**	**9-21**	**14-21**	**40**	**20**	**11**	**15**	**5**	**6**	**67**

TOTAL FG% (37.8) 3-Pt. FG% (42.9) FT% (66.7)

HOME: Binghamton (22-8)

PLAYER	MP	FG-A	3FG-A	FT-A	TR	PF	A	TO	B	S	TP
Fuller*	28	3-3	0-0	3-3	7	3	0	4	1	2	9
Rivera*	37	9-20	3-8	5-8	8	3	0	2	1	1	26
Alvin*	38	3-8	0-0	4-4	5	4	3	2	2	2	10
Mayben*	38	5-12	2-6	7-8	4	3	2	6	0	1	19
Lukusa*	31	0-2	1-2	1-2	3	4	0	0	0	0	4
Camara	5	0-2	0-1	0-0	0	0	0	0	0	1	0
Herbert	6	0-1	0-1	0-0	0	1	0	0	0	0	0
Sutton	17	1-3	0-0	2-2	5	2	0	0	2	0	4
TEAM					3						
TOTALS	**200**	**22-54**	**6-18**	**22-27**	**35**	**20**	**5**	**14**	**6**	**10**	**72**

TOTAL FG% (40.7) 3-Pt. FG% (33.3) FT % (81.5)

Officials: Robert Adams, Paul Faia, Jeffrey Anderson
Attendance: 3,656

Score by Periods	1st	2nd	Total
Hartford	36	31 -	67
Binghamton	34	38 -	72

2009 TOURNAMENT (BINGHAMTON)

Championship – March 14
#1 Binghamton 61, #6 UMBC 51

Top-seeded Binghamton (23-8) staved off defending champion UMBC (15-17) 61-51 to claim its first-ever America East championship Saturday afternoon from the Events Center. The win, BU's 11th consecutive, set off a wild celebration on the court and now sends the Bearcats to their first NCAA Tournament berth in 63 years of basketball.

In front of a raucous standing-room-only crowd of 5,342, BU shot 52% to take a nine-point halftime lead. Senior forward Reggie Fuller netted 14 points on 7-for-7 shooting in the half. After bumping the margin up to 14 early in the second half, BU's offense slowed, and UMBC began to tighten the gap. The Retrievers pulled to within six, 57-51, with 4:49 left. But BU, who went the final 8:16 of the contest without a field goal, clamped down defensively, holding the Retrievers scoreless the rest of the way and converted all four free throw attempts down the stretch to seal the outcome.

Fuller wound up with 19 points, 10 rebounds and two blocks. Junior guard D.J. Rivera scored 16 points and earned the Reggie Lewis Championship Most Outstanding Player honor. Junior guard Emanuel Mayben, who scored 45 points in the three tournament wins, joined Rivera and Fuller on the All-Championship team. Mayben pitched in five points, five rebounds and six assists in the title game.

UMBC senior Darryl Proctor, who recorded a double-double of 12 points and 11 rebounds, and classmate Jay Greene were also named to the the team.

Junior guard Malik Alvin added 14 points and four assists.

NOTES

The sellout crowd of 5,342 was a school-record and the second-largest in the league's 30-year championship history, topped only by the 5,644 that Northeastern drew against Boston University at Matthews Arena in 1986... The game was broadcast live on ESPN2... Binghamton's school-record 11-game win streak is the third longest current streak in the nation (Memphis 22, American 12)... The 23 wins ties the most in school history ('93-94 Division III team was 23-7)... BU finished the season 12-2 at home... The Bearcats are ranked No. 24 in the latest CollegeInsider.com Mid-Major Top 25 poll.

Official Basketball Box Score -- Game Totals -- Final Statistics
UMBC vs Binghamton Univ.
03/14/09 11 a.m. at Events Center, Vestal, N.Y.

UMBC 51 • (15-17)

			Total	3-Ptr		Rebounds								
##	Player		FG-FGA	FG-FGA	FT-FTA	Off	Def	Tot	PF	TP	A	TO	Blk	Stl	Min
30	Fry,Justin	f	1-2	0-0	0-0	0	3	3	0	2	4	2	0	1	29
32	Proctor,Darryl	f	6-16	0-0	0-3	3	8	11	4	12	5	5	0	1	38
02	Greene,Jay	g	3-10	1-6	0-0	0	4	4	2	7	4	5	0	2	40
21	Spadafora,Matt	g	2-9	0-1	2-2	1	1	2	3	6	1	1	1	2	38
23	Gilliam,Chauncey	g	3-12	1-3	3-4	2	3	5	4	10	0	1	1	3	29
04	Flemming,Rich		7-9	0-1	0-3	2	9	11	4	14	0	3	0	0	26
	Team					3	0	3							
	Totals		22-58	2-11	5-12	11	28	39	17	51	14	17	2	9	200

							Deadball
FG % 1st Half:	12-26	46.2%	2nd half:	10-32	31.3%	Game: 22-58	37.9%	Rebounds
3FG % 1st Half:	1-2	50.0%	2nd half:	1-9	11.1%	Game: 2-11	18.2%	3
FT % 1st Half:	2-6	33.3%	2nd half:	3-6	50.0%	Game: 5-12	41.7%	

Binghamton Univ. 61 • (23-8)

			Total	3-Ptr		Rebounds								
##	Player		FG-FGA	FG-FGA	FT-FTA	Off	Def	Tot	PF	TP	A	TO	Blk	Stl	Min
25	Fuller, Reggie	f	7-7	0-0	5-6	2	8	10	3	19	0	1	2	0	35
02	Rivera, D.J.	g	7-15	1-5	1-5	1	4	5	0	16	2	2	1	1	36
03	Alvin, Malik	g	5-19	2-6	2-2	1	5	6	2	14	4	5	1	1	37
32	Mayben, Emanuel	g	2-9	1-6	0-0	1	4	5	3	5	6	5	2	1	35
34	Lukusa, Chretien	g	2-3	1-2	0-0	0	1	1	4	5	0	0	0	1	32
01	Camara, Moussa		0-2	0-1	0-0	0	1	1	1	0	0	1	0	1	14
04	Herbert, Brandon		1-1	0-0	0-0	0	0	0	0	2	0	0	0	2	4
33	Sutton, Kyrie		0-0	0-0	0-0	0	1	1	1	0	0	1	0	1	6
50	Montgomery, Jaan		0-1	0-0	0-0	0	0	0	0	0	0	0	0	0	1
	Team					3	5	8							
	Totals		24-57	5-20	8-13	8	29	37	14	61	12	15	6	8	200

							Deadball
FG % 1st Half:	16-31	51.6%	2nd half:	8-26	30.8%	Game: 24-57	42.1%	Rebounds
3FG % 1st Half:	3-9	33.3%	2nd half:	2-11	18.2%	Game: 5-20	25.0%	2
FT % 1st Half:	1-3	33.3%	2nd half:	7-10	70.0%	Game: 8-13	61.5%	

Officials: Robert Adams, John Hughes, Paul Faia
Technical fouls: UMBC-None. Binghamton Univ.-None.
Attendance: 5342
America East Championship Game. Televised on ESPN2.
Binghamton wins first-ever America East title, advances to NCAAs

Score by periods	1st	2nd	Total
UMBC	27	24	**51**
Binghamton Univ.	36	25	**61**

Points	In Paint	Off T/O	2nd Chance	Fast Break	Bench
UMBC	24	14	1	4	14
BING	30	19	10	10	2

Last FG - UMBC 2nd-06:28, BING 2nd-08:16.
Largest lead - UMBC by 2 1st-19:46, BING by 14 2nd-19:13.

Score tied - 1 time.
Lead changed - 3 times.





2009 NCAA TOURNAMENT (GREENSBORO, N.C.)

First Round – March 19
#2 Duke 86, #15 Binghamton 62

Second-seeded Duke (29-6) opened the second half with a 17-2 run and defeated 15th-seed Binghamton (23-9) 86-62 in the first round of the NCAA Tournament Thursday night at the Greensboro Coliseum. The Bearcats outshot the ACC champion Blue Devils 53% to 49%, but the Blue Devils hit 21-of-25 from the free throw line and advanced.

The loss close's BU's historic season which included both its first America East regular-season and tournament titles and the program's first 20-win season at the Division I level.

Binghamton carried an 11-game win streak, third longest current streak in the country, into its first NCAA appearance at any level in 63 years of basketball. But Duke showed why it is one of the premier programs in the nation. The Blue Devils jumped on BU to start the second half, hitting 5-of-8 field goals, including three three-pointers and a three-point play. In the 17-2 run that spanned 5:15, Duke stretched its lead to 62-36 as the Bearcats were held scoreless for 4:52. Binghamton didn't get inside 20 points the rest of the way.

Duke put six players in double figures and owned a 38-20 rebound advantage. The Blue Devils hit 7-of-12 three-pointers in the decisive second half.

Junior guard D.J. Rivera scored a game-high 20 points on 9-of-14 shooting. In his final collegiate game, senior forward Reggie Fuller hit 6-of-7 for 12 points. Fuller extended his consecutive field goals streak to 18-for-18 before missing a turnaround jumper midway through the second half. He was perfect from the field in the America East tournament (13-for-13) and made his first five shots against Duke. Junior guard Emanuel Mayben scored 11 of his 13 points in the first half and added seven assists.

The Bearcats won the opening tip and scored the game's first points on a Malik Alvin lay up 27 seconds into the contest. But BU was whistled for six fouls in the first 3:13 and the early fouls led to a parade of Duke trips to the free throw line, where the Blue Devils hit 15-of-18 for the half (BU was 0-for-2).

After trailing by 14 with 6:12 left, BU went on a 12-4 run fueled by four points from Fuller and back-to-back threes from Mayben and sophomore guard Brandon Herbert. The last three from Herbert pulled the Bearcats to within six, 37-31, with 3:28 left in the half. Mayben drilled another trey with 53 seconds left and BU went into the break down 45-34 after outshooting the Blue Devils 54% to 48%. Mayben wound up with 11 points on 3-for-6 shooting from beyond the arc. Binghamton was hurt by 13 turnovers, including three in the last three minutes when they we making a move on the scoreboard.



Binghamton Univ. 62 • 23-9

			Total	3-Ptr		Rebounds								
##	Player		FG-FGA	FG-FGA	FT-FTA	Off	Def	Tot	PF	TP	A	TO	Blk	Stl	Min
02	Rivera, D.J.	f	9-14	1-3	1-1	2	3	5	4	20	1	3	1	2	34
25	Fuller, Reggie	f	6-7	0-0	0-1	1	3	4	4	12	0	1	1	2	28
03	Alvin, Malik	g	3-8	0-0	0-1	0	1	1	2	6	1	5	0	0	29
32	Mayben, Emanuel	g	5-13	3-8	0-2	1	4	5	3	13	7	6	1	1	39
34	Lukusa, Chretien	g	1-6	1-2	0-0	1	1	2	3	3	0	1	0	3	31
01	Camara, Moussa		0-0	0-0	0-0	0	0	0	0	0	0	1	0	0	3
04	Herbert, Brandon		2-2	2-2	0-0	0	0	0	2	6	0	1	1	1	13
15	Fine, David		0-0	0-0	0-0	0	0	0	0	0	0	0	0	0	7
24	Mullins, Matt		1-1	0-0	0-0	0	0	0	0	2	0	0	0	0	1
33	Sutton, Kyrie		0-0	0-0	0-0	0	0	0	1	0	0	0	0	0	10
50	Montgomery, Jaan		0-0	0-0	0-0	0	1	1	2	0	0	0	0	0	5
	Team					1	1	2							
	Totals		27-51	7-15	1-5	6	14	20	21	62	9	18	4	9	200

								Deadball Rebounds
FG % 1st Half:	14-26	53.8%	2nd half:	13-25	52.0%	Game:	27-51	52.9%	1
3FG % 1st Half:	6-11	54.5%	2nd half:	1-4	25.0%	Game:	7-15	46.7%	
FT % 1st Half:	0-2	0.0%	2nd half:	1-3	33.3%	Game:	1-5	20.0%	

Duke 86 • 29-6

			Total	3-Ptr		Rebounds								
##	Player		FG-FGA	FG-FGA	FT-FTA	Off	Def	Tot	PF	TP	A	TO	Blk	Stl	Min
12	Kyle Singler	f	4-11	2-3	0-0	3	6	9	3	10	1	5	1	0	28
42	Lance Thomas	f	5-5	0-0	4-6	3	2	5	2	14	1	0	0	0	23
15	Gerald Henderson	g	3-9	0-3	7-7	1	5	6	0	13	3	3	1	1	33
20	Elliot Williams	g	5-9	1-3	0-1	1	3	4	4	11	4	0	0	0	25
30	Jon Scheyer	g	3-9	3-7	6-6	2	1	3	2	15	4	1	0	1	29
02	Smith,Nolan		4-6	1-2	4-5	1	1	2	1	13	3	2	1	1	21
03	Paulus,Greg		2-4	1-1	0-0	1	0	1	1	5	3	1	0	0	13
05	Pocius,Martynas		1-1	1-1	0-0	1	0	1	0	3	0	1	0	0	4
13	Olek Czyz		0-0	0-0	0-0	0	0	0	0	0	0	0	0	0	2
14	David McClure		1-3	0-0	0-0	2	1	3	1	2	2	1	0	2	16
21	Miles Plumlee		0-0	0-0	0-0	0	0	0	0	0	0	1	0	1	2
55	Brian Zoubek		0-0	0-0	0-0	0	1	1	0	0	0	0	0	0	4
	Team					2	1	3							
	Totals		28-57	9-20	21-25	17	21	38	14	86	21	15	3	6	200

								Deadball Rebounds
FG % 1st Half:	14-29	48.3%	2nd half:	14-28	50.0%	Game:	28-57	49.1%	2
3FG % 1st Half:	2-8	25.0%	2nd half:	7-12	58.3%	Game:	9-20	45.0%	
FT % 1st Half:	15-18	83.3%	2nd half:	6-7	85.7%	Game:	21-25	84.0%	

Officials: Tony Greene, John Hughes,Brett Wegenke
Technical fouls: Binghamton Univ.-TEAM. Duke-None.
Attendance: 20001

Score by periods	1st	2nd	Total
Binghamton Univ.	34	28	**62**
Duke	45	41	**86**



2011 TOURNAMENT (HARTFORD, CONN.)

First Round – March 3
#9 Binghamton 91, #8 UMBC 65

In a rematch of the 2009 conference championship game, ninth-seeded Binghamton (8-22) drained a tournament-record 17 three-pointers and rolled past eighth-seeded UMBC (5-25) 91-65 in the first round of the America East Tournament Thursday night from Hartford's Chase Arena. The Bearcats now advance to face top-seeded Vermont in a quarterfinal game Saturday.

Seniors Greer Wright and Moussa Camara combined for 61 points and the Bearcats broke records galore in the lopsided win. Wright hit for a career-high 31 points and added nine rebounds and six assists. Camara drilled a school-record-tying eight three-pointers (8-of-14) en route to a career-high 30 points. The Bearcats put up a season-high 91 points on 52% shooting and led the entire game, pushing the margin to as many as 35 points.

Along with Wright and Camara, senior forward Mahamoud Jabbi chipped in eight rebounds, a career-high seven assists and six points. Sophomore guard Jimmy Gray added seven points, five boards and three assists.

The Bearcats came out sizzling, hitting 9-of-11 shots, including 7-of-9 three-pointers and roaring to a 25-6 lead in the game's first 7:09. They were raining threes from all over the floor, hitting them on seven straight possessions at one point and breaking the tournament record for threes in a half with 13-of-23 accuracy (57%). Camara drained five en route to 15 first-half points and Wright added four treys to produce 16 points. Binghamton shot 60% - the best half of shooting all season - and took a 52-29 bulge into the break.

VISITORS: Binghamton (8-22)

PLAYER	MP	FG-A	3FG-A	FT-A	TR	PF	A	TO	B	S	TP
Camara*	36	10-18	8-14	2-3	5	0	3	0	01		30
Jabbi*	31	2-6	2-3	0-0	8	4	7	1	0	1	6
Wright*	36	11-21	5-10	4-6	9	2	6	3	00		31
Gray*	34	2-3	2-3	1-2	5	1	3	0	0	0	7
Mansell*	28	3-5	0-1	1-1	1	0	0	1	1	2	7
Sutton	2	0-0	0-0	0-0	0	2	0	1	0	0	0
Pena	2	1-1	0-0	1-1	1	1	0	0	0	0	3
Johnston	2	0-1	0-1	0-0	0	0	0	2	0	0	0
Ogundadegbe	3	0-0	0-0	0-0	0	1	1	0	0	1	0
Lukosa	24	1-3	0-0	2-3	2	1	0	1	0	0	4
Ralling	2	1-2	0-0	1-1	0	0	0	0	0	0	3
TEAM											
TOTALS	**200**	**31-60**	**17-32**	**12-17**	**34**	**12**	**20**	**9**	**15**		**91**

TOTAL FG% (51.7) 3-Pt. FG% (53.1) FT% (70.6)

HOME: UMBC (5-25)

PLAYER	MP	FG-A	3FG-A	FT-A	TR	PF	A	TO	BS		TP
Smith*	13	0-0	0-0	0-0	0	0	0	1	0	0	0
De La Rosa*	32	1-10	0-3	1-2	1	2	8	3	0	1	3
Satchell*	17	3-7	0-0	1-2	3	2	0	1	0	0	7
Fry*	25	5-9	0-0	3-4	6	1	4	0	10		13
Neller*	26	3-8	2-5	0-0	2	1	2	2	0	0	8
Wertz	26	1-4	1-2	0-0	4	3	2	1	0	0	3
Groce	0	0-1	0-0	0-0	0	0	0	0	0	0	0
King	19	3-4	2-3	2-2	3	3	0	0	00		10
Plumer	11	3-4	0-0	0-0	3	1	0	1	0	0	6
Conway	4	1-1	0-0	0-0	0	1	0	0	1	1	2
Wasco	8	1-2	0-0	0-0	0	0	0	1	0	0	2
Jolicoeur	19	3-4	1-2	4-4	4	2	2	1	0	0	11
TEAM											
TOTALS	**200**	**24-54**	**6-15**	**11-14**	**28**	**16**	**18**	**11**	**22**		**65**

TOTAL FG% (44.4) 3-Pt. FG% (40.0) FT % (78.6)

Officials: Michael Stephens, Gary Prager, Jim Haney
Attendance: 1,069

Score by Periods	1st	2nd	Total
Binghamton	52	- 39	91
UMBC	29	36 -	65

2011 TOURNAMENT (HARTFORD, CONN.)

Quarterfinals – March 5
#1 Vermont 57, #9 Binghamton 46

Top-seeded Vermont (23-7) withstood a game effort from eighth-seeded Binghamton (8-23) and pulled away late for a 57-46 win in the quarterfinals of the America East Tournament Saturday afternoon from Hartford's Chase Arena. Despite shooting just 26% and being outrebounded 49-27, BU was within three points with eight minutes to play before an injury to all-conference post player Mahamoud Jabbi left them severely shorthanded in the interior. The Catamounts closed the game with a 13-5 run, includind multiple putbacks born of offensive rebounding. Vemont compiled 17 offensive boards and exploited its height advantage, especially after Jabbi's departure with an ankle injury.Senior Moussa Camara scored 10 of his team-high 15 points in the second half and his two free throws pulled BU to within three, 44-41, with 7:39 remaining. But with Jabbi on the bench and freshman bench player Alex Ogundadegbe called on to cover all-conference forwards Evan Fjeld and Brian Voelkel, the Catamounts took over the offensive glass. Senior forward Greer Wright added 14 points and six rebounds in 38 exhausting minutes.

Unlike the first round game when BU was blazing from the start, the Bearcats misfired on 8-of-10 to start against Vermont and dug themselves an early 16-5 hole with 10:29 to play in the opening period. But with a pesky defense forcing nine Catamount turnovers and Wright getting to the free throw line (7-of-8), BU ran off eight straight points and finished the half on an 18-8 run to pull within one, 24-23. Wright tallied 11 points and despite managing just six field goals and being outrebounded by a 24-9 margin, BU hit the locker room nearly dead-even with the heavily-favored Catamounts.

Visitors: Binghamton (8-23)

Player	MP	FG-A	3FG-A	FT-A	TR	PF	A	TO	B	S	TP
Camara*	38	4-12	3-7	4-5	2	4	0	1	0	0	15
Jabbi*	24	3-8	1-3	0-0	7	2	0	1	0	2	7
Wright*	38	3-11	0-2	8-10	6	3	3	2	1	1	14
Gray*	24	0-2	0-1	0-0	2	0	1	0	0	1	0
Mansell*	26	3-7	0-1	2-2	4	3	0	0	2	0	8
Sutton	6	0-0	0-0	0-0	1	0	0	0	1	0	0
Ogundadegbe	13	0-3	0-0	0-0	2	3	0	0	0	0	0
Lukosa	28	1-9	0-1	0-0	2	0	2	0	0	0	2
Ralling	3	0-1	0-0	0-0	0	1	0	0	0	0	0
TEAM											
TOTALS	**200**	**14-53**	**4-15**	**14-17**	**27**	**16**	**6**	**4**	**4**	**4**	**46**

TOTAL FG% (26.4) 3-Pt. FG% (26.7) FT% (82.4)

HOME: Vermont (14-16)

PLAYER	MP	FG-A	3FG-A	FT-A	TR	PF	A	TO	B	S	TP
Carissimo*	25	3-8	0-1	0-0	3	1	1	2	0	0	6
Bald*	30	4-13	1-4	0-0	5	3	2	3	0	0	9
Voelkel*	35	4-6	0-0	2-5	9	2	3	2	1	0	10
Fjeld*	35	6-10	0-0	2-5	8	2	1	1	2	0	14
Glass*	25	2-3	1-2	3-3	4	4	0	1	1	0	8
Apfeld	9	0-2	0-0	0-0	3	0	0	2	0	0	0
Accaoui	27	3-9	0-1	2-2	4	0	1	0	0	0	8
Marsalis	3	0-2	0-0	0-0	3	0	0	0	0	0	0
Crenca	2	0-1	0-0	0-0	1	0	0	0	0	0	0
Kissel	11	1-1	0-0	0-0	2	1	0	2	0	0	2
TEAM											
TOTALS	**200**	**23-55**	**2-8**	**9-15**	**49**	**13**	**8**	**13**	**4**	**0**	**57**

TOTAL FG% (41.8) 3-Pt. FG% (25.0) FT % (60.0)

Officials: Robert Patey, Gary Agger, Micheal Alvaro
Attendance: 1,913

Score by Periods	1st	2nd	Total
Vermont	23	42 -	65
Binghamton	30	27 -	57

2012 TOURNAMENT (HARTFORD, CONN.)

First Round – February 29
#9 Binghamton 73, #8 UMBC 67 (OT)

Junior guard Jimmy Gray scored eight points in overtime, including three free throws in the final 19 seconds to lift ninth-seeded Binghamton (2-29) to a 73-67 overtime win over eighth-seeded UMBC (4-26) in the first round of the America East Championship Thursday night from Hartford's Chase Arena.

After watching an 11-point lead evaporate in the final eight minutes of regulation, BU had to hang on with one final defensive stand to force overtime. Freshman forward Ben Dickinson, who led all scorers with 21 points, held his ground on a final UMBC drive to the basket with three seconds left and a last-second Retrievers tip attempt was off the mark. In overtime, UMBC took its last lead on a three-pointer with 3:30 left, 63-62. But Dickinson's second effort on a tip-in with 2:59 left started a 7-0 run and gave BU a 64-63 lead. Classmate Jabrille Williams had a putback of his own with 2:00 remaining and Dickinson followed with a driving layup with 1:22 left that gave the Bearcats a 69-63 lead.

UMBC scored four straight to pull within three, 70-67, but freshman forward Omar Richards hit 1-of-2 free throws with 0:37 left and Gray added his three foul shots in the final 19 seconds to close out the scoring. Binghamton's defense limited UMBC to one field goal over the final 3:29.

Dickinson hit 8-of-20 from the floor and added team highs of nine rebounds, five assists and two blocks. Gray wound up with 14 points and five rebounds and Williams and fellow freshman Chris Longoria chipped in 11 points apiece.

Visitors: Binghamton (2-28)

PLAYER	MP	FG-A	3FG-A	FT-A	TR	PF	A	TO	B	S	TP
Longoria*	38	3-11	1-5	4-4	5	0	4	3	1	1	11
Dickinsoni*	43	8-20	1-1	4-6	9	2	5	5	2	0	21
Gray*	45	4-12	0-5	6-10	5	1	2	2	0	1	14
Johnston*	13	1-2	1-1	0-0	3	2	3	0	10		3
Ralling*	22	3-4	0-0	2-3	3	1	0	2	0	0	8
Horn	10	0-0	0-0	0-0	2	2	0	0	0	0	0
WIlliams	26	5-6	1-1	0-0	4	0	0	2	2	1	11
Richards	28	2-6	0-0	1-2	5	4	0	1	0	0	5
TEAM											
TOTALS	**225**	**26-61**	**4-13**	**17-25**	**48**	**12**	**14**	**15**	**6**	**3**	**73**

TOTAL FG% (42.6) 3-Pt. FG% (30.8) FT% (68.0)

HOME: UMBC (4-26)

PLAYER	MP	FG-A	3FG-A	FT-A	TR	PF	A	TO	B	S	TP
Plummer*	42	6-15	1-3	4-10	4	5	1	1	1	4	17
Lane*	36	3-6	0-0	1-2	4	2	6	2	0	1	7
Cook*	43	6-20	1-4	2-2	10	4	0	2	2	2	15
Neller*	35	7-19	4-15	0-0	3	0	3	2	0	0	18
Wasco*	24	1-3	0-1	0-0	5	1	0	1	0	0	2
Getz	18	0-3	0-1	0-0	2	1	0	1	0	0	2
Wertz	4	0-2	0-2	0-0	0	0	0	0	0	0	0
Wise	7	0-1	0-0	0-0	1	1	0	0	0	0	0
Satchell	10	3-5	0-0	0-0	4	5	1	2	0	1	6
Thomas	6	0-1	0-0	2-2	2	2	0	0	0	0	2
TEAM											
TOTALS	**225**	**26-75**	**6-26**	**9-16**	**41**	**21**	**11**	**11**	**3**	**8**	**67**

TOTAL FG% (34.7) 3-Pt. FG% (23.1) FT % (56.3)

Officials: Jim Haney, Gary Prager, Gary Pucino (Alt: John Gwynn)
Attendance: 1,258

Score by Periods	1st	2nd	OT	Total
UMBC	30	28	9	- 67
Binghamton	31	27	15	- 73

2012 TOURNAMENT (HARTFORD, CONN.)

Quarterfinals – March 2
#1 Stony Brook 78, #9 Binghamton 69

Binghamton men's basketball gave top-seeded Stony Brook all it could handle before coming up short in a 78-69 loss in the America East quarterfinals Saturday afternoon at Hartford's Chase Family Arena. The ninth-seeded Bearcats, who defeated UMBC in the first round to reach the quarters, shot 55 percent in the second half to put a scare into the Seawolves in the first-ever postseason meeting between the two SUNY Centers.

Stony Brook needed 10 free throws (10-of-13) in the final 1:27 to fend off a gallant effort from a BU team that was minus its leading scorer, Robert Mansell.

Down 34-28 at half, BU opened the second half with a 12-4 run to pull ahead, 40-38, with 15:45 to play. A three-pointer from freshman guard Chris Longoria made it 47-43, with 12:17 remaining. Stony Brook responded with an 8-0 run to take the lead for good midway through the period.

A pair of threes from junior guard Jimmy Gray bookended a 13-6 Bearcats run that pulled them to within six, 72-66, with 0:43 left. But the Seawolves held steady at the free throw line, making 6-of-8 in the final 43 seconds. Stony Brook, which shot just 39 percent in the first half, jumped that mark up to 63 percent in the second half and held a 36-25 rebound margin.

Dickinson led all scorers with 20 points on 8-of-14 shooting. Longoria hit 6-of-8 shots (3-of-4 3-pt.) for 17 points. Gray added 16 points and a season-high nine assists.

The Bearcats shot 50 percent for the game but didn't make a single trip to the free throw line in the decisive second half, whereas Stony Brook went 20 times and netted 12 points.

Visitors: Binghamton (2-29)

PLAYER	MP	FG-A	3FG-A	FT-A	TR	PF	A	TO	B	S	TP
Longoria*	29	6-8	3-4	2-2	4	5	2	2	0	1	17
Dickinson*	36	8-14	2-3	2-2	3	5	4	3	2	1	20
Gray*	38	6-15	4-10	0-0	3	3	9	7	0	1	16
Johnston*	11	1-1	1-1	0-0	1	3	0	0	1	0	3
Ralling*	21	1-2	0-0	2-2	2	2	0	0	0	0	4
Brown	1	0-2	0-2	0-0	0	0	0	0	0	0	0
Ogundadegbe	5	0-1	0-0	0-0	0	2	0	0	0	0	0
Rice	1	0-0	0-0	0-0	0	0	0	0	0	0	0
Horn	20	0-1	0-0	0-0	1	2	0	0	0	1	0
Williams	17	0-1	0-1	3-4	2	2	0	0	0	0	3
Richards	21	3-5	0-0	0-0	5	4	1	2	1	0	6
TEAM											
TOTALS	**200**	**25-50**	**10-21**	**9-10**	**25**	**28**	**16**	**14**	**4**	**4**	**69**
TOTAL FG% (50.0)			3-Pt. FG% (47.6)						FT% (90.0)		

HOME: Stony Brook (21-8)

PLAYER	MP	FG-A	3FG-A	FT-A	TR	PF	A	TO	B	S	TP
Coley*	35	4-11	0-0	6-12	6	0	4	0	0	0	14
Dougher*	30	4-11	1-5	4-4	3	0	1	2	0	1	13
Rapier*	22	3-4	0-0	0-0	1	2	0	2	0	0	6
Joyner*	26	4-6	0-0	5-8	7	2	1	2	0	0	13
Brenton*	34	5-7	0-1	4-6	11	1	3	2	1	5	14
Carter	13	1-2	1-2	0-0	0	3	0	0	0	0	3
Jackson	19	4-6	2-4	3-4	0	0	1	0	1	0	13
Rouse	12	1-3	0-1	0-0	3	1	0	1	0	0	2
Hayes	7	0-2	0-1	0-0	0	3	1	1	0	0	0
McAllister	2	0-0	0-0	0-0	0	2	0	0	1	0	0
TEAM											
TOTALS	**200**	**26-52**	**4-14**	**22-34**	**36**	**14**	**11**	**10**	**3**	**6**	**78**
TOTAL FG% (50.0)			3-Pt. FG% (28.6)						FT % (64.7)		

Officials: Jeff Plunkett, Mike Pilla, John Regan (Alt: David Gray)
Attendance:

Score by Periods	1st	2nd	Total
Stony Brook	34	44 -	78
Binghamton	28	41 -	69

2013 TOURNAMENT (ALBANY)

Quarterfinals – March 9
#1 Stony Brook 72, #8 Binghamton 49

The Binghamton men's basketball team fell to top-seeded Stony Brook 72-49 in the quarterfinals of the America East Tournament, Saturday night at Albany's SEFCU Arena. The Seawolves shot 53 percent and forced 15 Bearcat turnovers en route to the 23-point victory. Binghamton was led by freshman Jordan Reed's game-high 16 points.

Stony Brook, who is fifth in the nation in field goal percentage defense, stymied the Bearcats to 40 percent shooting while committing just five turnovers. The Seawolves were in command throughout as Binghamton valiantly tried to chip away at the large halftime deficit. However, Stony Brook exceeded its first half shooting percentage by pouring in 58 percent of its shots in the second half. The Seawolves lead grew to as many as 31 in the final 30 minutes of play.

Reed was blanketed by two-time America East Defensive Player of the Year Tommy Brenton whenever the two were on the floor and double-teamed much of the night. The recently named third team all conference selection still managed 6-of-13 shooting while going a perfect 4-for-4 from the free throw line. Reed collected eight rebounds in 38 minutes of action.

Seniors Jimmy Gray and Taylor Johnston added 13 and 11, respectively for the Bearcats. Johnston scored all 13 of his points in the second half, as the duo combined for six second-half three pointers.

Visitors: Binghamton (3-27)

PLAYER	MP	FG-A	3FG-A	FT-A	TR	PF	A	TO	B	S	TP
Ralling*	26	2-5	0-0	0-0	1	2	0	1	0	0	4
Brown*	22	1-4	0-0	0-0	4	2	0	0	0	0	2
Reed*	38	6-13	0-2	4-4	8	3	1	5	0	0	16
Gray*	39	4-8	3-7	0-0	3	0	2	2	0	0	11
Horn*	18	0-2	0-1	0-0	2	2	1	0	0	2	0
Waller	15	1-4	0-1	1-2	6	1	0	0	0	0	3
Freeman	5	0-0	0-0	0-0	0	1	0	2	0	0	0
Ogundadegbe	1	0-0	0-0	0-0	0	0	0	0	0	0	0
Johnston	34	4-9	3-7	2-2	1	1	2	3	0	0	13
Rice	1	0-0	0-0	0-0	0	0	0	0	0	0	0
Williams	1	0-0	0-0	0-0	0	0	0	1	0	0	0
TEAM					3			1			
TOTALS	**200**	**18-45**	**6-18**	**7-8**	**28**	**12**	**6**	**15**	**0**	**2**	**49**
TOTAL FG% (40.0)			3-Pt. FG% (33.3)						FT% (87.5)		

HOME: Stony Brook (23-6)

PLAYER	MP	FG-A	3FG-A	FT-A	TR	PF	A	TO	B	S	TP
Warney*	26	5-6	0-0	2-5	9	1	0	0	0	2	12
Brenton*	29	0-0	0-0	1-6	3	2	4	1	0	3	1
King*	21	5-10	3-5	0-0	1	0	1	0	0	0	13
Jackson*	27	6-9	1-3	3-3	4	1	4	0	0	3	16
Coley*	26	4-8	2-4	1-2	7	1	3	0	1	0	11
Bracey	15	3-6	2-2	0-0	1	0	1	0	1	0	8
Dougher	13	1-2	0-1	1-2	0	0	2	1	0	0	3
Rouse	15	0-4	0-3	0-0	0	1	1	0	0	0	0
Hayes	5	0-0	0-0	0-0	0	1	0	0	0	0	0
McAllister	10	2-4	0-1	2-2	2	1	0	2	0	1	6
Mayo	13	1-2	0-0	0-0	3	1	0	1	1	0	2
TEAM					1						
TOTALS	**200**	**27-51**	**8-19**	**10-20**	**31**	**9**	**16**	**5**	**3**	**9**	**72**
TOTAL FG% (52.9)			3-Pt. FG% (42.1)						FT % (50.0)		

Officials: Bob Patey, Michael Alvaro, James Grady
Attendance: 3,821

Score by Periods	1st	2nd	Total
Binghamton	14	35 -	49
Stony Brook	37	35 -	72

2014 TOURNAMENT (ALBANY)

Quarterfinals – March 8
#3 Hartford 69, #6 Binghamton 42

Third-seeded Hartford (17-15) used 15-point runs early in each half to advance past sixth-seeded Binghamton (7-23) 69-42 in an America East quarterfinal game rom Albany's SEFCU Arena. The Hawks shot 52 percent and used a stifling defense to force 16 turnovers and limit BU to just 29 percent shooting.

The Bearcats cut an 11-point deficit to seven less than a minute into the second half on a pair of three-pointers from freshman guard Yosef Yacob. But the Hawks responded with a 17-2 run and never looked back, ending BU's season.

Binghamton's leading scorer and the No. 2 scorer in the conference, Jordan Reed, was held scoreless until midway through the second half and BU never got comfortable, managing just seven field goals in each half.

"It was a rough start to the game for the Bearcats, who misfired on 7-of-8 and found themselves down 17-3 eight minutes into the contest. Hartford hit 7-of-12 to start and BU compounded its problems with three turnovers in the first five minutes. Sophomore guard Karon Waller hit a three and a pair of free throws and freshman guard Marlon Beck II followed with a layup and three to key a 10-3 BU run that trimmed the deficit to seven, 20-13, with 6:12 left in the half. But the Hawks kept up their sharpshooting with three three-pointers in the final 3:01 and Hartford took a 31-20 lead into intermission. The Hawks shot 55 percent and made 6-of-10 threes.

Yacob scored a team-high 10 points.

Vistors: Binghamton (7-23)

Player	MP	FG-A	3FG-A	FT-A	TR	PF	A	TO	B	S	TP
Brown*	22	2-4	0-0	0-0	4	1	0	2	0	0	4
Waller*	18	2-6	1-3	2-2	1	0	2	0	0	0	7
Beck*	36	3-10	2-7	0-0	1	3	2	3	0	0	8
Reed*	31	2-12	0-2	3-5	5	4	2	3	1	2	7
Yacob*	33	3-6	2-3	2-5	0	4	1	5	0	1	10
Richards*	17	1-3	0-0	0-0	5	2	1	1	0	0	2
Moquete	22	1-5	1-4	0-0	1	1	0	0	0	0	3
Rinaldi	5	0-0	0-0	0-0	0	1	0	0	0	0	0
Ogundadegbe	8	0-2	0-1	1-2	4	0	0	0	0	1	1
Smith	4	0-0	0-0	0-0	0	0	1	0	0	0	0
Rice	4	0-1	0-0	0-0	0	0	0	1	0	0	0
TEAM					10			1			
TOTALS	**200**	**14-49**	**6-20**	**8-14**	**31**	**16**	**9**	**16**	**1**	**4**	**42**
TOTAL FG%(28.6)			3-Pt. FG% (30.0)						FT% (57.1)		

HOME: Hartford (17-15)

Player	MP	FG-A	3FG-A	FT-A	TR	PF	A	TO	B	S	TP
Nwakamma*	26	8-13	1-1	2-5	5	1	0	1	6	1	19
Cole*	21	1-3	1-3	0-0	0	3	0	1	0	1	3
Wroe*	28	4-5	1-2	0-0	8	3	1	1	0	0	9
Dyson*	29	6-11	4-8	3-5	3	2	1	3	0	1	19
Moore II*	30	1-4	0-0	1-1	4	1	7	1	0	2	3
Graham	11	0-0	0-0	0-0	3	0	0	0	0	0	0
Aska	6	0-2	0-2	0-0	1	1	0	0	0	0	0
Cooper	22	3-4	2-3	4-4	3	0	2	2	0	1	12
Oresky	1	0-0	0-0	0-0	1	0	0	0	0	0	0
Sikma	8	0-1	0-1	0-0	1	1	1	0	0	0	0
Faulk	12	1-3	0-1	2-4	0	4	0	1	0	0	4
Schneck	6	0-0	0-0	0-0	2	0	0	0	1	0	0
TEAM					0						
TOTALS	**200**	**24-46**	**9-21**	**12-19**	**31**	**16**	**12**	**10**	**7**	**6**	**69**
TOTAL FG% (52.2)			3-Pt. FG% (42.9)						FT% (63.2)		

Officials: Jeff Plunkett, Mark Shea, Gary Duda
Attendance: 1,743

Score by Periods	1st	2nd	Total
Binghamton	20	22 -	42
Hartford	31	38 -	69

2015 TOURNAMENT (STONY BROOK)

Quarterfinals - March 4
#3 Stony Brook 62, #6 Binghamton

Third-seeded Stony Brook (22-10) used a 14-0 run early in the second half to seize the lead and the host Seawolves withstood a gutsy effort from sixth-seeded Binghamton 62-57 in an America East men's basketball quarterfinal game Wednesday night at the Island FCU Arena.
The Bearcats (6-26), who led at the break, had a three-point shot to tie the game with 26 seconds left but it rattled out. After missing four straight free throws to leave the door open, the Seawolves made 4-of-4 in the final 26 seconds to seal the win. Twice in the last two minutes, BU cut its margin to three, the last on an offensive rebound and layup from sophomore forward Magnus Richards with 1:11 that made it 58-55.
"I'm proud of who we've become," head coach Tommy Dempsey said. "Our kids have resolve ... to have a chance to win the game in the last minute, that's really encouraging. We trust each other and learned how to fight together. I feel we can compete with anybody in the league right now. I can't wait to get to the offseason ... we're growing in so many ways and I'm excited. This will be a fun team to watch over the next couple of years."
Freshman forward Willie Rodriguez scored a game-high 19 points and classmate Romello Walker added 10 points and eight rebounds. Binghamton's defense held the Seawolves to 39 percent shooting.
The Bearcats came out strong, hitting 6-of-10 shots to start the game. Binghamton trailed 16-13 midway through the half before using a 12-6 run to secure a 25-23 halftime lead. Rodriguez tallied eight points, including four straight during the run, and sophomore forward Magnus Richards hit 2-of-3 and grabbed a pair of big offensive boards. On defense, BU absorbed three charges, held SBU scoreless for more than six minutes and an active zone held the hosts to 31 percent shooting in the period.



Visitors: Binghamton (6-26)

PLAYER	MP	FG-A	3FG-A	FT-A	TR	PF	A	TO	B	S	TP
Ahearn*	22	2-5	0-0	0-0	3	5	2	3	0	0	4
Rodriguez*	37	6-14	1-4	6-9	6	3	0	2	1	0	19
Beck *	37	3-7	2-4	0-0	2	2	4	1	0	1	8
Walker*	35	4-9	1-3	1-2	8	4	0	4	0	0	10
McFadden*	32	3-7	1-3	1-1	5	2	0	3	0	1	5
Richards	18	2-3	0-0	1-2	5	3	0	3	1	2	5
Yacob	14	1-4	1-2	0-0	1	1	0	1	0	0	3
Rinaldi	5	0-0	0-0	0-0	1	2	0	0	0	0	0
Team					2						
TOTALS	**200**	**21-49**	**6-16**	**9-14**	**33**	**22**	**6**	**17**	**2**	**4**	**57**
TOTAL FG%(42.9)			3-Pt. %(37.5)					FT%(64.3)			

HOME: Stony Brook (22-10)

PLAYER	MP	FG-A	3FG-A	FT-A	TR	PF	A	TO	B	S	TP
Warney*	38	4-8	0-0	3-5	14	2	3	0	1	2	11
McGrew*	25	5-7	0-0	4-6	8	4	1	2	0	0	14
Thrower*	19	1-4	1-2	1-2	1	2	2	1	0	0	4
Puriefoy*	38	5-13	2-6	2-6	3	2	5	2	0	3	14
Nyama*	28	1-6	1-4	5-5	2	1	1	2	0	0	8
Mitchell	24	0-3	0-1	0-1	3	4	2	3	0	1	0
Sturdivant	14	2-4	0-0	1-2	3	0	0	1	0	0	5
Sekunda	3	0-2	0-2	0-0	0	0	0	0	0	0	0
Braley	3	0-0	0-0	0-0	1	0	0	1	0	0	0
King	8	2-5	1-3	1-2	0	0	0	0	0	1	6
Team					2						
TOTALS	**200**	**20-52**	**5-18**	**17-29**	**37**	**15**	**14**	**12**	**1**	**7**	**62**
TOTAL FG%(38.5)			3-Pt. FG%(27.8)					FT%(58.6)			

Officials: Ron Tyburski, Andrew Maira, Nathan Farrell
Attendance: 3,289

Score by Periods:	1st	2nd	Total
Binghamton	25	32-	57
Stony Brook	23	39-	62



2001-02

GEORGE WASHINGTON RED AUERBACH CLASSIC

Washington, D.C.
Nov. 23: George Washington 69, Binghamton 52
Nov. 24: Binghamton 53, Stony Brook 51
All-Tournament Team: Jeffrey Daws

BALL STATE FIRST MERCHANTS CLASSIC

Muncie, Indiana
Nov. 30: Austin Peay 54, Binghamton 51
Dec. 1: Elon 77, Binghamton 70
All-Tournament Team: Charles Baker

2002-03

IOWA STATE CYCLONE CHALLENGE

Ames, Iowa
Dec. 6: Binghamton 74, Denver 69
Dec. 7: Iowa State 86, Binghamton 56
All-Tournament Team: Anthony Green

2003-04

TOP OF THE WORLD CLASSIC

Fairbanks, Alaska
Nov. 21: St. Mary's 76, Binghamton 58
Nov. 22: Idaho State 78, Binghamton 62
Nov. 23: Binghamton 72, VMI 63

CENTRAL CONNECTICUT STATE MOHEGAN SUN CLASSIC

New Britain, Connecticut
Nov. 29: Loyola Marymount 67, Binghamton 56
Nov. 30: Binghamton 38, Charleston Southern 34
All-Tournament Team: Nick Billings

2004-05

CISCO SYSTEMS PRESEASON NIT

Ann Arbor, Mich.
Nov. 15: Michigan 59, Binghamton 46

MARQUETTE BLUE & GOLD CLASSIC

Milwaukee, Wis.
Nov. 19: Kent State 77, Binghamton 52
Nov. 20: Binghamton 57, Sam Houston St. 44



Nick Billings

FLORIDA INTERNATIONAL HOLIDAY CLASSIC

Miami, Fla.
Dec. 27: Ohio 67, Binghamton 63
Dec. 28: Binghamton 65, Colgate 61
All-Tournament Team: Andre Heard

2005-06

UTAH STATE GOSSNER FOODS CLASSIC

Logan, Utah
Dec. 29: Binghamton 59, Idaho State 46
Dec. 30: Utah State 81, Binghamton 47
All-Tournament Team: Andre Heard

2006-07

COMCAST NEW MEXICO LOBO INVITATIONAL

Albuquerque, N.M.
Dec. 28: Pepperdine 90, Binghamton 83
Dec. 29: Binghamton 78, Alcorn St. 65
All-Tournament Team: Mike Gordon

2009-10

O'REILLY AUTO PARTS CBE CLASSIC

Pittsburgh, Pa.
Nov. 17: Pittsburgh 71, Binghamton 46
Cullowhee, N.C.
Nov. 23: Duquesne 70, Binghamton 52
Nov. 24: Western Carolina 73, Binghamton 44
Nov. 25: Binghamton 66, Ark. Monticello 56
All-Tournament Team: Greer Wright

DRAKE CHALLENGE

Des Moines, Iowa
Dec. 12: Drake 77, Binghamton 76
Dec. 13: South Dakota 89, Binghamton 77
All-Tournament Team: Greer Wright

ST. MARY'S (CALIF.) CLASSIC

Moraga, Calif.
Dec. 29: St. Mary's 85, Binghamton 57
Dec. 30: Stephen F. Austin 64. Binghamton 43
All-Tournament Team: Chretien Lukusa







Year	Coach	W-L	Pct.	Conference	W-L (place)	MVP	Conference Tourney
1946-47	Bert Broder	7-4	.636			N/A	
1947-48	Gene Welborn	5-14	.263			N/A	
1948-49	Gene Welborn	8-12	.400			N/A	
1949-50	Gene Welborn	14-8	.636			Richard Powell	
1950-51	Gene Welborn	10-12	.455			N/A	
1951-52	Richard Powell	5-18	.217			Gene Kobylarz	
1952-53	John Natale	1-17	.056			N/A	
1953-54	John Natale	3-14	.176			N/A	
1954-55	John Natale	7-11	.389			Gerald Meade	
1955-56	John Natale	1-15	.063			Joe Garbarino	
1956-57	Frank Pollard	1-14	.068			Joe Garbarino	
1957-58	Frank Pollard	1-13	.071			N/A	
1958-59	Frank Pollard	3-12	.200			Jim Davis	
1959-60	Frank Pollard	6-8	.429			James Higgins	
1960-61	Frank Pollard	11-6	.647			Jim Davis	
1961-62	Frank Pollard	14-3	.824			Mickey Greenberg	
1962-63	Frank Pollard	6-10	.375			Mickey Greenberg	
1963-64	Frank Pollard	2-13	.133			N/A	
1964-65	Frank Pollard	4-12	.250			N/A	
1965-66	Frank Pollard	4-12	.250			John Wojcio	
1966-67	Frank Pollard	10-6	.625			Neil Wilensky	
1967-68	Frank Pollard	6-10	.375			Larry Gainen	
1968-69	Frank Pollard	7-10	.412			Jay Noble	
1969-70	Frank Pollard	5-12	.294			Tom Gomulka	
1970-71	Frank Pollard	6-11	.353			N/A	
1971-72	Frank Pollard	6-12	.333			Bill Marion	
1972-73	John Affleck	11-9	.550			N/A	
1973-74	John Affleck	9-15	.346			N/A	
1974-75	John Affleck	13-10	.565	SUNYAC	5-5 (3rd East)	Kurt Mohney	
1975-76	John Affleck	14-10	.583	SUNYAC	4-6 (4th East)	Kurt Mohney	
1976-77	John Affleck	9-16	.360	SUNYAC	4-6 (6th East)	N/A	
1977-78	John Affleck	10-14	.417	SUNYAC	4-5 (T-6th East)	Ken Levey	
1978-79	John Affleck	7-17	.292	SUNYAC	2-9 (6th East)	N/A	
1979-80	John Affleck	5-19	.208	SUNYAC	1-9 (6th East)	Richard Wunder	
1980-81	John Affleck	10-15	.400	SUNYAC	3-7 (T-4th East)	N/A	
1981-82	John Affleck	3-18	.143	SUNYAC	2-8 (5th East)	Marty Young	
1982-83	John Affleck	9-15	.375	SUNYAC	1-8 (6th East)	N/A	
1983-84	Dave Archer	16-10	.615	SUNYAC	5-4 (4th East)	Greg Pollard	
1984-85	Dave Archer	14-11	.560	SUNYAC	5-5 (3rd East)	Greg Fleming	
1985-86	Dave Archer	14-14	.500	SUNYAC	5-7 (3rd East)	Mark Jones	
1986-87	Dave Archer	10-15	.400	SUNYAC	4-8 (5th East)	Mark Jones	
1987-88	Dave Archer	9-17	.346	SUNYAC	5-5 (4th East)	Mark Jones	
1988-89	Dave Archer	7-18	.280	SUNYAC	3-7 (6th East)	Mark Jones	
1989-90	Dave Archer	8-17	.320	SUNYAC	6-9 (5th East)	Chris Jackey	
1990-91	Dave Archer	9-16	.360	SUNYAC	5-10 (5th East)	N/A	
1991-92	Dick Baldwin	19-7	.731	SUNYAC	13-2 (1st East)	Sherwin Telford	semifinals
1992-93	Dick Baldwin	19-9	.679	SUNYAC	11-5 (1st East)	Sherwin Telford	runner-up
1993-94	Dick Baldwin	23-7	.767	SUNYAC	13-3 (1st East)	Jeremy Greenberg	runner-up
1994-95	Dick Baldwin	11-13	.458	SUNYAC	8-8 (T-4th East)	Elbridge James	—
1995-96	Dick Baldwin	10-15	.400	SUNYAC	8-8 (T-3rd East)	Daye Kaba	quarterfinals
1996-97	Jim Norris	8-17	.320	SUNYAC	6-10 (T-4th East)	Chris Ballerini	quarterfinals
1997-98	Jim Norris	17-10	.630	Independent	—	Chris Ballerini	ECAC runner-up
1998-99	Jim Norris	13-14	.481	NECC	8-10 (8th)	Chris Ballerini	quarterfinals
1999-00	Jim Norris	14-12	.538	NECC	8-8 (5th)	Mike Wright	—
2000-01	Al Walker	14-14	.500	Independent	—	Mike Wright	not eligible
2001-02	Al Walker	9-19	.321	America East	6-10 (6th)	Jeffrey St. Fort	not eligible
2002-03	Al Walker	14-13	.519	America East	9-7 (4th)	Anthony Green	not eligible
2003-04	Al Walker	14-16	.467	America East	10-8 (5th)	Brandon Carter	quarterfinals
2004-05	Al Walker	12-17	.414	America East	8-10 (5th)	Andre Heard	semifinals
2005-06	Al Walker	16-13	.552	America East	12-4 (2nd)	Andre Heard	semifinals
2006-07	Al Walker	13-16	.448	America East	6-10 (6th)	Mike Gordon	quarterfinals
2007-08	Kevin Broadus	14-16	.467	America East	9-7 (T-4th)	Mike Gordon	quarterfinals
2008-09	Kevin Broadus	23-9	.719	America East	13-3 (T-1st)	D.J. Rivera/Reggie Fuller	champions
2009-10	Mark Macon	13-18	.419	America East	8-8 (5th)	Greer Wright	not eligible
2010-11	Mark Macon	8-23	.258	America East	4-12 (T-8th)	Mahamoud Jabbi	quarterfinals
2011-12	Mark Macon	2-29	.065	America East	1-15 (9th)	Jimmy Gray	quarterfinals
2012-13	Tommy Dempsey	3-27	.100	America East	1-15 (9th)	Jordan Reed	quarterfinals
2013-14	Tommy Dempsey	7-23	.233	America East	4-12 (T-7th)	Jordan Reed	quarterfinals
2014-15	Tommy Dempsey	6-26	.230	America East	5-11(6th)	Willie Rodriguez	quarterfinals
TOTAL	68 years	632-911	(.410)				

SCORING AVERAGE

Year	Name	Avg.
1947-48	Richard Powell	14.1
1948-49	Robert Isban	12.1
1949-50	Richard Powell	19.0
1950-51	Gene Kobylarz	13.9
1951-52	Gene Kobylarz	13.7
1952-53	Joe Robilotto	14.9
1953-54	Earle White	9.8
1954-55	Joe Garbarino	24.7
1955-56	Joe Garbarino	21.9
1956-57	Joe Garbarino	19.3
1957-58	Tom Ash	15.6
1958-59	Jim Higgins	16.9
1959-60	Jim Davis	16.1
1960-61	Jim Davis	22.9
1961-62	Mickey Greenberg	17.9
1962-63	Mickey Greenberg	25.1
1963-64	Barry Schneider	19.5
1964-65	Mike Freedus	17.0
1965-66	Larry Gainen	18.4
1966-67	Larry Gainen	20.5
1967-68	Tom Gomulka	22.7
1968-69	Tom Gomulka	20.5
1969-70	Tom Gomulka	28.7*
1970-71	Tom Gomulka	23.8
1971-72	Jim Brody	17.0
1972-73	Jim Brody	19.1
1973-74	Bill Marion	15.6
1974-75	Glen McIver	15.0
1975-76	Kurt Mohney	18.7
1976-77	Ted Hull	16.0
1977-78	Glenn McIver	19.0
1978-79	Kurt Atherton	15.5
1979-80	Charlie Heins	14.7
1980-81	Charlie Heins	16.9
1981-82	Derek Pankey	12.0
1982-83	Kevin Ziesig	13.8
1983-84	Marty Young	11.4
1984-85	Greg Fleming	19.8
1985-86	Mark Jones	13.0
1986-87	Mark Jones	18.9
1987-88	Chris Jackey	24.2
1988-89	Chris Jackey	21.0
1989-90	Chris Jackey	21.4
1990-91	John Dormer	12.8
1991-92	Sherwin Telford	19.4
1992-93	Sherwin Telford	21.4
1993-94	Sherwin Telford	20.1
1994-95	Elbridge James	11.9
1995-96	Daye Kaba	12.0
1996-97	Daye Kaba	15.6
1997-98	Brad Nelson	16.8
1998-99	Nitai Spiro	12.0
1999-00	Jeffrey St. Fort	14.4
2000-01	Jeffrey St. Fort	13.0
2001-02	Jeffrey St. Fort	12.9
2002-03	Anthony Green	16.7
2003-04	Nick Billings	12.5
2004-05	Andre Heard	14.3
2005-06	Andre Heard	17.1
2006-07	Steve Proctor	11.8
2007-08	Lazar Trifunovic	14.0
2008-09	D.J. Rivera	20.0
2009-10	Greer Wright	15.0
2010-11	Greer Wright	13.4
2011-12	Rob Mansell	14.0
2012-13	Jordan Reed	16.6
2013-14	Jordan Reed	15.4
2014-15	Willie Rodriguez	11.6

REBOUNDING AVERAGE

Year	Name	Avg.
1956-57	Bob Thompson	8.3
1957-58	James Higgins	7.5
1958-59	stats incomplete	
1959-60	Tom Kirk	6.0
1960-61	stats incomplete	
1961-62	Jim Davis	12.4
1962-63	stats incomplete	
1963-64	stats incomplete	
1964-65	stats incomplete	
1965-66	stats incomplete	
1966-67	stats incomplete	
1967-68	Francis Goodrich	10.7
1968-69	stats incomplete	
1969-70	William Owens	8.4
1970-71	Robert Stein	10.9
1971-72	Jim Brody	13.0*
1972-73	Jim Brody	11.4
1973-74	Bill Marion	10.9
1974-75	Mike Cunningham	8.7
1975-76	Glen McIver	8.6
1976-77	Ken Levey	8.1
1977-78	Ken Levey	11.0
1978-79	Charlie Heins	10.3
1979-80	Charlie Heins	8.4
1980-81	Charlie Heins	8.5
1981-82	Derek Pankey	8.8
1982-83	Marty Young	7.1
1983-84	stats incomplete	
1984-85	stats incomplete	
1985-86	Mike Schuman	11.0
1986-87	Mike Schuman	12.3
1987-88	stats incomplete	
1988-89	Todd Jost	12.9
1989-90	John Dormer	8.8
1990-91	John Dormer	8.6
1991-92	John Dormer	6.7
1992-93	Jeff Merrill	8.3
1993-94	Jeff Merrill	7.9
1994-95	Elbridge James	9.6
1995-96	Dave Koenig	7.4
1996-97	Daye Kaba	7.4
1997-98	Brad Nelson	11.1
1998-99	Brad Nelson	5.7
1999-00	Ezenwa Ukeagu	6.9
2000-01	Joost Ooms	5.8
2001-02	Jeffrey St. Fort	6.5
2002-03	Nick Billings	6.7
2003-04	Nick Billings	6.7
2004-05	Sebastian Hermenier	6.5
2005-06	Sebastian Hermenier	6.6
2006-07	Lazar Trifunovic	6.5
2007-08	Lazar Trifunovic	7.1
2008-09	Reggie Fuller	7.0
2009-10	Mahamoud Jabbi	6.8
2010-11	Mahamoud Jabbi	7.8
2011-12	Ben Dickinson	6.1
2012-13	Jordan Reed	9.5
2013-14	Jordan Reed	8.9
2014-15	Willie Rodriguez	5.5

HONOR ROLL

ACADEMIC ALL-AMERICAN
1988-89 Chris Jackey

ALL-REGION
1992-93 Sherwin Telford (1st team)
1993-94 Sherwin Telford (1st team)
Jeff Merrill (2nd team)

ALL-EASTERN COLLEGE ATHLETIC CONFERENCE
1992-93 Sherwin Telford (1st team)
1993-94 Sherwin Telford (1st team),
Jeff Merrill (2nd team)
1997-98 Brad Nelson (3rd team)

ALL-NEW YORK STATE
1969-70 Tom Gomulka
1976-77 Ted Hull

NABC ALL-DISTRICT
2008-09 D.J. Rivera

FOXSPORTS.COM MID-MAJOR ALL-AMERICAN TEAM
2008-09 D.J. Rivera

COLLEGEINSIDER.COM MID-MAJOR FRESHMAN ALL-AMERICAN TEAM
2012-13 Jordan Reed

AMERICA EAST FANS' CHOICE PLAYER OF THE YEAR
2008-09 D.J. Rivera

AMERICA EAST COACH OF THE YEAR
2008-09 Kevin Broadus

AMERICA EAST ALL-TOURNAMENT TEAM
2006 Andre Heard
2009 D.J. Rivera
Emanuel Mayben
Reggie Fuller

AMERICA EAST TOURNAMENT MOST OUTSTANDING PLAYER
2009 D.J. Rivera

AMERICA EAST DEFENSIVE PLAYER OF THE YEAR
2002-03 Nick Billings

AMERICA EAST ROOKIE OF THE YEAR
2009-10 Dylan Talley

ALL-CONFERENCE
1975-76 Kurt Mohney, 2nd team
1976-77 Ted Hull, 2nd team
1977-78 Ken Levey, 2nd team
1980-81 Charlie Heins, HM
1983-84 Derek Pankey, 1st team
Greg Pollard, HM
1984-85 Greg Fleming, 1st team
1985-86 Mike Schuman, 1st team
Mark Jones, HM
1986-87 Mark Jones, 1st team
1987-88 Chris Jackey, 1st team
Mark Jones, 1st team
1988-89 Chris Jackey, 1st team
1989-90 Chris Jackey, 1st team
1990-91 John Dormer, HM
1991-92 Jeff Merrill, 1st team
Sherwin Telford, 1st team
John Dormer, 2nd team
Jeremy Greenberg, HM
1992-93 Jeff Merrill, 1st team
Sherwin Telford, 1st team
Jeremy Greenberg, 1st team
1993-94 Jeff Merrill, 1st team
Sherwin Telford, 1st team
John Fanton, HM
1994-95 Elbridge James, HM
1995-96 Daye Kaba, HM
1996-97 Daye Kaba, HM
Ray Toomer, HM
1999-00+ Mike Wright, HM
Jeffrey St. Fort, HM
2001-02^ Jeffrey St. Fort, 3rd team
Nick Billings, all-rookie
2002-03 Anthony Green, 1st team
Nick Billings, 2nd team, Defensive Player of Year
2003-04 Nick Billings, 2nd team
Brandon Carter, 3rd team
Troy Hailey, all-rookie
2004-05 Andre Heard, 2nd team
2005-06 Andre Heard, 1st team, All Defense
S. Hermenier, 2nd team, All Defense
Mike Gordon, 3rd team, All Defense
2006-07 Mike Gordon, 2nd team, All Defense
Lazar Trifunovic, All Rookie
2007-08 Mike Gordon, 2nd team, All Defense
Lazar Trifunovic, 3rd team
2008-09 D.J. Rivera, 2nd team
Emanuel Mayben, 2nd team
Reggie Fuller, 3rd team, All-Defense
2009-10 Greer Wright, 1st team
Dylan Talley, All Rookie
Rookie of the Year
2010-11 Mahamoud Jabbi, 3rd team, All-Defense
2011-12 Ben Dickinson, All Rookie
2012-13 Jordan Reed, 3rd Team, All Rookie
2013-14 Jordan Reed, 2nd Team
Yosef Yacob, All-Rookie
2014-15 Willie Rodriguez, All-Rookie

* School Record
\+ Division II New England Collegiate Conference
^ First year in Division I America East Conference
NOTE: All other years were in the Division III State University of New York Athletic Conference.

ALL-TIME INDIVIDUAL RECORDS SNAPSHOT

SCORING

Most points
Game: 116, vs. Florida Bible, 1-11-83
Season: 2,239, 2008-09
Fewest points
Game: 14, vs. Colgate, 1947-48
Season: 575, 1946-47
Highest scoring average
Season: 81.7, 1987-88
Least points by an opponent
Game: 34, vs. Charleston Southern, 11-30-03
Most points by an opponent
Game: 127, Rollins, 1987-88
Best defensive average
Season: 58.2, 1961-62

FIELD GOALS

Most field goals
Game: 47, vs. Eisenhower, 2-12-76
Season: 855, 1985-86
Most field goal attempts
Game: 82, vs. Ithaca, 1-20-98
Season: 1,764, 2008-09
Field goal percentage
Game: .667, vs. Hartwick, 1-11-94 (34-for-51)
Season: .497, 1993-94
Most 3-point field goals
Game: 14, vs. Bloomfield, 12-8-00
Season: 214, 2006-07
Most 3-point field goal attempts
Game: 35, vs. Maine, 1-10-10 and vs. Ithaca, 1-20-98
Season: 611, 2006-07
3-Point field goal percentage
Game: .692 vs. Skidmore, 3-2-94 (9-for-13)
Season: .388, 1991-92

FREE THROWS

Most free throws made
Game: 40, vs. Vermont, 3-2-14
Season: 491, 2008-09
Most free throw attempts
Game: 49, vs. Vermont, 3-2-14
Season: 687, 2013-14
Best free throw percentage
Game: .938, vs. Loyola, 11-8-13 (15-16)
Season: .741, 2005-06
Most consecutive free throws made
Game: 16, vs. Northeastern, 1-12-02
Season: 21, Jan. 10-12, 2002 (two games)

REBOUNDS

Most rebounds
Game: 74, vs New Paltz, 1-18-75
Season: 1,209, 1989-90

ASSISTS

Most assists
Game: 28, vs. Green Mountian, 2-13-01
Season: 475, 1993-94

STEALS

Most steals
Game: 23 vs. Practical Bible, 11-17-98
Season: 292, 1982-83

BLOCKS

Most Blocks
Game: 13, vs. Northeastern, 2-23-03
Season: 176, 2003-04

FOULS

Most fouls
Game: 33, vs. Mansfield, 11-21-98
Season: 652, 2008-09

MISCELLANEOUS

Most wins in season: 23, 2008-09 (23-9) and 1993-94 (23-7)
Fewest wins in season: 1, Four times (most recent 1957-58)
Most losses in season: 29, 2011-12
Fewest losses in season: 3, twice
Best win percentage in season: .824, 1961-62 (14-3)
Worst win percentage in season: .059, 1952-53 (1-17)
Most consecutive wins: 14, 1-21-92 to 2-22-92
Most consecutive losses: 27, 3-5-11 to 2-21-12
Most consecutive home wins: 18, 12-10-91 to 1-22-93
Widest margin of victory: 58 vs. Green Mountain, 2-13-01 (97-39)
Widest margin of defeat: 68 vs. Potsdam, 1-24-81 (100-32)
Longest win streak against an opponent: 10, vs. Maritime (1966-67 to present)
Longest losing streak against an opponent: 29, vs. Potsdam (1976-77 to 1991-92)
Longest game: 4 OT, vs. Oneonta, 2-6-82

The 1991-92 team set a BU record with 14 consecutive wins



SCORING

Most points
Half: 35, Mickey Greenberg vs. Utica, 3-5-63 (2nd half)
Game: 45, Mickey Greenberg vs. Utica, 3-5-63
45, Tom Gomulka vs. Geneseo, 12-13-69
Season: 639, D.J. Rivera, 2008-09
Career: 1,721, Chris Jackey, 1986-90
Best scoring average
Season: 28.7, Tom Gomulka, 1969-70
Career: 24.1, Tom Gomulka, 1967-71

FIELD GOALS

Most field goals
Game: 18, Tom Gomulka vs. RPI, 3-7-70
Season: 231, Mark Jones, 1987-88
Career: 641, Jeff Merrill, 1990-94
Most field goal attempts
Game: 32, Jordan Reed vs. Maine, 2-16-13
Season: 486, D.J. Rivera, 2008-09
Career: 1,103, Sherwin Telford, 1991-94
Best field goal percentage
Game: 1.000, Mark Jones vs. New Paltz, 2-2-84
(13-for-13, NCAA record)
Season: .609, Reggie Fuller, 2007-08
Career: .599, Reggie Fuller, 2007-09
Most 3-point field goals made
Game: 9, Nitai Spiro vs. Ithaca, 1-20-98
9, K. Schueurer vs. Mt. St. Mary, 11-16-90
Season: 71, Anthony Green, 2002-03
Career: 204, Nitai Spiro, 1996-00
Most 3-point field goal attempts
Game: 20, Nitai Spiro vs. Ithaca, 1-20-98
Season: 208, Anthony Green, 2002-03
Career: 539, Nitai Spiro, 1996-00
Best 3-point field goal percentage
Game: .750, Kristin Scheurer vs. Mt. St. Mary's,
11-16-90 (9-12)
Season: .419, Nitai Spiro, 1998-99 (52-124)
Career: .423, Sherwin Telford, 1991-94

FREE THROWS

Most free throws made
Game: 21, Tom Gomulka vs. Geneseo, 12-13-69
Season: 152, Tom Gomulka, 1969-70
Career: 436, Tom Gomulka, 1967-71
Most free throws attempted
Game: 22, Tom Gomulka vs. Geneseo, 12-13-69
Season: 231, Jordan Reed, 2013-14
Career: 575, Sherwin Telford, 1991-94
Best free throw percentage
Game: 1.000, Daye Kaba vs. Oneonta,
1-14-97 (14-for-14)
Season: .928, Paul Simandle, 1961-62 (39-for-42)
Career: .827, Barry Goldberg, 1984-87

REBOUNDS

Most rebounds
Game: 31, Derek Pankey vs. Geneseo, 12-2-83
Season: 323, Todd Jost, 1988-89
Career: 757, Jeff Merrill, 1990-94

ASSISTS

Most assists
Game: 16, Mark Jones vs. Cortland, 1-25-86
Season: 217, Chris Ballerini, 1997-98
Career: 586, Jeremy Greenberg, 1990-94

STEALS

Most steals
Game: 9, Mike Wright three times, most recently vs. Teikyo Post,1-15-00
Season: 96, Mike Wright, 1999-00
Career: 247, Mike Wright, 1999-2002

BLOCKED SHOTS

Most blocked shots
Game: 10, Nick Billings vs. Boston University, 2-9-03, vs.
Northeastern, 2-23-03, vs. Hartford, 1-31-04
Season: 117, Nick Billings, 2002-2003
Career: 302, Nick Billings, 2001-2005

PERSONAL FOULS

Most personal fouls
Season: 109, Reggie Fuller, 2008-09
Career: 323, Jeff Merrill, 1990-94

PLAYING TIME

Most minutes
Game: 55, Chris Ballerini vs. Plattsburgh, 2-7-97
55, Mark Abruscato vs. Stony Brook, 12-7-79
Season: 1,134, D.J. Rivera, 2008-09
Career: 3,617, Jeremy Greenberg, 1990-94

GAMES PLAYED

Most games played
Career: 117, Troy Hailey, 2003-07

MISCELLANEOUS

Consecutive field goals in a game:
13, Mark Jones vs. New Paltz, 2-1-86
Consecutive field goals in a season:
21, Mark Jones, 1-29-86 to 2-4-86 (3 games), NCAA record
Most games scoring in double figures in season:
29, Sherwin Telford, 1993-94
Most games scoring in double figures in career:
81, Sherwin Telford, 1991-94
Consecutive games making a 3-pointer in season:
21, Chris Jackey, 1989-90
Consecutive games making a 3-pointer in career:
27, Jeffrey Daws, 1999-01
Consecutive free throws made in a game:
14, Daye Kaba vs. Oneonta, 1-14-97
Consecutive free throws made in a season:
25, Larry Gainen, 1965-66 (4 games)

ALL-TIME INDIVIDUAL TOP 10

MOST POINTS—CAREER

1.	Chris Jackey	1,721	1986-90
2.	Sherwin Telford	1,685	1991-94
3.	Jeff Merrill	1,603	1990-94
4.	Mark Jones	1,405	1985-88
5.	Tom Gomulka	1,400	1967-71
6.	Jeffrey St. Fort	1,335	1999-03
7.	Nitai Spiro	1,299	1996-00
8.	Mike Wright	1,127	1998-02
9.	Glenn McIver	1,101	1973-78
10.	Jim Davis	1,092	1958-62

MOST POINTS—SEASON

1.	D.J. Rivera	639	2008-09
2.	Chris Jackey	630	1987-88
3.	Sherwin Telford	602	1993-94
4.	Sherwin Telford	579	1992-93
5.	Mark Jones	569	1987-88
6.	Chris Jackey	537	1989-90
7.	Jeff Merrill	533	1993-94
8.	Chris Jackey	525	1988-89
9.	Sherwin Telford	504	1991-92
10.	Jeff Merrill	495	1992-93
	Andre Heard	495	2005-06

MOST POINTS—GAME

1.	Tom Gomulka	45 vs. Geneseo	12-13-69
	Mickey Greenberg	45 vs. Utica	3-5-63
3.	Tom Gomulka	44 vs. Rensselaer	3-7-70
4.	Chris Jackey	40 vs. New Paltz	12-3-88
5.	Jim Davis	39 vs. Plattsburgh	1-13-62
	Joe Garbarino	39 vs. Albany	3-5-55
7.	Jim Davis	38 vs. Utica	3-7-59
	Tom Gomulka	38 vs. Hobart	2-4-70
9.	Chris Jackey	37 vs. Albany	1-28-89
10.	Tom Gomulka	36 vs. Plattsburgh	1-13-68
		36 vs. Stony Brook	2-14-70
		36 vs. Utica	3-1-71
	Chris Jackey	36 vs. Albany	1-30-88
		36 vs. Plattsburgh	2-6-88

MOST REBOUNDS—CAREER

1.	Jeff Merrill	757	1990-94
2.	Todd Jost	723	1988-92
3.	Marty Young	718	1981-85
4.	Mike Schuman	699	1984-87
	Glenn McIver	699	1973-78
6.	John Dormer	695	1988-92
7.	Charlie Heins	674	1977-81
8.	Bill Marion	601	1971-74
9.	Nick Billings	598	2001-05
10.	Francis Goodrich	597	1968-70

MOST REBOUNDS—SEASON

1.	Todd Jost	323	1988-89
2.	Mike Schuman	307	1985-86
3.	Brad Nelson	301	1997-98
4.	Mike Schuman	293	1986-87
5.	Dave Hochberg	277	1986-87
6.	Jordan Reed	266	2012-13
7.	Ken Levey	264	1977-78
8.	Bill Marion	261	1973-74
9.	Derek Pankey	259	1983-84
10.	Jordan Reed	258	2013-14

MOST ASSISTS—CAREER

1.	Jeremy Greenberg	586	1990-94
2.	Chris Ballerini	560	1995-99
3.	Mark Jones	547	1985-88
4.	Ted Hull	527	1975-79
5.	Chris Jackey	421	1986-90
6.	Mike Gordon	403	2004-08
7.	Greg Pollard	367	1982-84
8.	Mike Wright	300	1998-02
9.	Jimmy Gray	291	2012-13
10.	John Regan	266	1985-88

MOST ASSISTS—SEASON

1.	Chris Ballerini	217	1997-98
2.	Greg Pollard	208	1983-84
3.	Jeremy Greenberg	193	1993-94
4.	Mark Jones	187	1985-86
5.	Mark Jones	183	1986-87
6.	Mark Jones	177	1987-88
7.	Chris Ballerini	174	1996-97
8.	Chris Jackey	172	1988-89
9.	Jeremy Greenberg	164	1992-93
10.	Greg Pollard	159	1982-83

MOST 3-POINT FIELD GOALS—CAREER

1.	Nitai Spiro	204	1996-00
2.	Chris Jackey	187	1986-90
3.	Troy Hailey	182	2003-07
4.	Jeremy Greenberg	170	1990-94
5.	Moussa Camara	149	2007-11
6.	Jeffrey Daws	145	1998-02
7.	Mike Gordon	141	2004-08
8.	Mike Wright	136	1998-02
9.	Sherwin Telford	99	1991-94
10.	John Fanton	99	1990-94

MOST THREE-POINT FIELD GOALS—SEASON

1.	Anthony Green	71	2002-03
2.	Nitai Spiro	70	1997-98
	Chris Jackey	70	1987-88
4.	Jimmy Gray	67	2012-13
5.	Chris Jackey	64	1989-90
6.	Kristin Scheuerer	57	1990-91
7.	Nitai Spiro	55	1999-00
	Troy Hailey	55	2004-05
	Mike Gordon	55	2006-07
10.	Jeffrey Daws	54	2001-02

SCORING AVERAGE—SEASON

1.	Tom Gomulka	28.7	1969-70
2.	Mickey Greenberg	25.1	1962-63
3.	Joe Garbarino	24.7	1954-55
4.	Chris Jackey	24.2	1987-88
5.	Tom Gomulka	23.8	1970-71
6.	Jim Davis	22.9	1960-61
7.	Tom Gomulka	22.7	1967-68
8.	Joe Garbarino	21.9	1955-56
	Mark Jones	21.9	1987-88
10.	Sherwin Telford	21.4	1992-93
	Chris Jackey	21.4	1989-90

SCORING AVERAGE—CAREER

1.	Tom Gomulka	24.1	1967-71
2.	Joe Garbarino	22.0	1954-57
3.	Sherwin Telford	20.3	1991-94
4.	Chris Jackey	19.1	1986-90
5.	Jim Brody	18.6	1971-73
6.	Mark Jones	17.8	1985-88
7.	Jim Davis	17.6	1958-62
8.	Kurt Mohney	16.8	1974-76
9.	Robert Stein	16.2	1970-73
10.	Mickey Greenberg	15.9	1959-63

REBOUND AVERAGE—SEASON

1.	Todd Jost	12.9	1988-89
2.	Jim Davis	12.5	1961-62
3.	Mike Schuman	11.7	1986-87
4.	Francis Goodrich	11.5	1968-69
5.	Jim Brody	11.4	1972-73
6.	Brad Nelson	11.1	1997-98
	Dave Hochberg	11.1	1986-87
8.	Ken Levey	11.0	1977-78
9.	Mike Schuman	10.9	1985-86
	Robert Stein	10.9	1970-71

REBOUND AVERAGE—CAREER

1.	Francis Goodrich	10.5	1966-70
2.	Derek Pankey	10.0	1981-84
3.	Glenn McIver	9.9	1973-78
	Dave Hochberg	9.9	1985-87
5.	Jordan Reed	9.2	2012-
6.	Robert Stein	9.0	1970-73
7.	Mike Schuman	8.9	1984-87
8.	Todd Jost	8.1	1988-91
	Charlie Heins	8.1	1977-81
	John Dormer	8.1	1988-91

FIELD GOAL PERCENTAGE—CAREER

1.	Reggie Fuller	.599	2007-09
2.	Jeff Merrill	.589	1990-94
3.	Mark Jones	.555	1985-88
4.	Tom Coleman	.551	1982-86
5.	Greg Fleming	.543	1983-85
6.	Rich Wunder	.527	1977-80
7.	Derek Pankey	.522	1981-84
8.	Sherwin Telford	.522	1991-94
9.	Todd Jost	.516	1988-91
10.	Mike Birch	.511	1987-90

FREE THROW PERCENTAGE—CAREER

1.	Barry Goldberg	.827	1984-87
2.	Anthony Green	.821	2001-03
3.	Larry Gainen	.817	1964-68
4.	Kurt Mohney	.808	1974-76
5.	Richard Forbes	.806	2006-08
6.	Mike Wright	.732	2001-02
7.	Chris Jackey	.792	1986-90
8.	Dwayne Jackson	.788	2005-09
9.	Paul Simandle	.786	1958-62
10.	Brandon Carter	.782	2002-04

MOST FIELD GOALS—SEASON



Sherwin Telford (1991-94) ranks third in career scoring average (20.3).

1.	Mark Jones	231	1987-88
2.	D.J. Rivera	230	2008-09
3.	Chris Jackey	220	1987-88
4.	Jeff Merrill	211	1993-94
5.	Sherwin Telford	210	1992-93
6.	Sherwin Telford	203	1993-94
7.	Jeff Merrill	201	1992-93
8.	Brad Nelson	190	1997-98
9.	Kurt Mohney	187	1975-76
10.	Chris Jackey	184	1988-89

MOST FIELD GOALS—CAREER

1.	Jeff Merrill	641	1990-94
2.	Chris Jackey	586	1986-90
3.	Mark Jones	577	1985-88
4.	Sherwin Telford	576	1991-94
5.	Tom Gomulka	482	1967-71
6.	Nitai Spiro	473	1996-00
7.	Glenn McIver	471	1973-78
8.	Charlie Heins	448	1977-81
9.	John Dormer	421	1988-92
10.	Jim Davis	415	1958-62

MOST FIELD GOALS—GAME

1.	Tom Gomulka	18 vs. Rensselaer	3-7-70
2.	Mickey Greenberg	17 vs. Utica	3-5-63
3.	Jim Davis	16 vs. Utica	3-7-59

4.	Jim Davis	15 vs. Plattsburgh	3-13-62
	Chris Jackey	15 vs. Albany	3-30-88
	Mark Jones	15 vs. Plattsburgh	2-6-88
7.	Neil Wilensky	14 vs. Hamilton	12-16-66
	Tom Gomulka	14 vs. Hobart	2-4-70
	Tom Gomulka	14 vs. Hartwick	2-19-70
	Bill Marion	14 vs. Ithaca	3-4-74
	Derek Pankey	14 vs. Geneseo	12-2-83

FIELD GOALS ATTEMPTED—SEASON

1.	D.J. Rivera	486	2008-09
2.	Andre Heard	453	2005-06
3.	Jordan Reed	422	2012-13
4.	Andre Heard	406	2004-05
5.	Tom Gomulka	402	1969-70
6.	Chris Jackey	396	1988-89
7.	Sherwin Telford	395	1993-94
8.	Mark Jones	392	1987-88
9.	Sherwin Telford	385	1992-93
10.	Anthony Green	377	2002-03

MOST FIELD GOAL ATTEMPTS—CAREER

1.	Chris Jackey	1,356	1986-90
2.	Sherwin Telford	1,103	1991-94
3.	Jeff Merrill	1,089	1990-94
4.	Nitai Spiro	1,064	1996-00
5.	Jeffrey St. Fort	1,058	1999-03
6.	Mark Jones	1,036	1985-88
7.	Charlie Heins	1,002	1977-81
8.	Mickey Greenberg	919	1959-63
9.	Mike Gordon	906	2004-08
10.	Glenn McIver	888	1973-78

MOST STEALS—CAREER

1.	Mike Wright	242	1998-02
2.	Mike Gordon	210	2004-08
3.	Chris Ballerini	173	1995-99
4.	Nitai Spiro	164	1996-00
5.	Jeremy Greenberg	153	1990-94
6.	Jimmy Gray	143	2009-13
7.	Sherwin Telford	135	1991-94
8.	Andre Heard	113	2004-06
9.	Troy Hailey	89	2003-07
10.	Billy Williams	85	2002-05

MOST STEALS—SEASON (SINCE 1991)

1.	Mike Wright	96	1999-00
2.	Mike Gordon	71	2006-07
	Chris Ballerini	71	1996-97
4.	Mike Gordon	66	2007-08
5.	Chip Sims	65	1995-96
6.	Jimmy Gray	60	2011-12
7.	Mike Wright	58	2000-01
8.	D.J. Rivera	57	2008-09
9.	Andre Heard	57	2004-05
10.	Andre Heard	56	2005-06
	Chris Ballerini	56	1997-98



Mark Jones (1985-88) holds the record for most field goals in a season (231).



Mike Wright (1998-02) holds the career steals record with 242.

PTS.	PLAYER	OPPONENT	DATE
45	Mickey Greenberg	Utica	3-5-63
45	Tom Gomulka	Geneseo	12-13-69
44	Tom Gomulka	Rensselaer	3-7-70
40	Chris Jackey	New Paltz	12-3-88
39	Joe Garbarino	Albany	3-53-55
39	Jim Davis	Plattsburgh	1-13-62
38	Jim Davis	Utica	3-7-59
38	Tom Gomulka	Hobart	2-4-70
37	Chris Jackey	Albany	1-28-89
36	Tom Gomulka	Plattsburgh	1-13-68
36	Tom Gomulka	Stony Brook	2-14-70
36	Tom Gomulka	Utica	3-1-71
36	Chris Jackey	Albany	1-30-88
36	Chris Jackey	Plattsburgh	2-6-88
35	Tom Gomulka	Utica	12-15-67
35	Tom Gomulka	Hartwick	2-19-70
35	Ted Hull	Baruch	12-3-76
35	Chris Jackey	Oneonta	12-3-87
35	Mark Jones	Plattsburgh	2-6-88
34	Joe Garbarino	Utica	2-14-56
34	Larry Gainen	Maritime	2-9-68
34	Larry Gainen	Alfred	2-18-68
34	Tom Gomulka	Utica	12-10-69
34	Derek Pankey	Geneseo	12-2-83
34	Chris Jackey	Geneseo	2-2-90
34	Sherwin Telford	Hamilton	11-30-92
34	Dusan Perovic	Boston	12-3-15
33	Jordan Reed	Hartford	2-27-14
33	Tom Gomulka	Alfred	2-17-69
33	Tom Gomulka	Alfred	2-28-70
33	Tom Gomulka	Houghton	2-27-71
33	Mark Jones	New Paltz	2-1-86
33	Chris Jackey	Potsdam	1-17-88
33	Chris Jackey	Cortland	2-10-88
33	Mark Jones	Old Westbury	2-20-88
33	Chris Jackey	Cortland	1-30-90
33	Nitai Spiro	Green Mountain	2-13-99
32	Mickey Greenberg	Union	1-12-63
32	Neil Wilensky	Hamilton	12-16-66
32	Tom Gomulka	Utica	1-9-69
32	Mark Jones	King's	11-14-87
32	Chris Jackey	New Paltz	12-8-87
32	Chris Jackey	Ithaca	2-2-88
32	Chris Jackey	Old Westbury	2-11-89
32	Chris Jackey	Hamilton	11-27-89
32	Sherwin Telford	Elmira	3-3-93
32	Nitai Spiro	Ithaca	1-20-98
32	Jeffrey St. Fort	Lock Haven	12-28-00
32	Anthony Green	St. Francis (N.Y.)	1-7-03
32	Andre Heard	Colgate	12-28-04
32	Mike Gordon	Albany	1-12-08
31	Joe Garbarino	Rensselaer	3-9-57
31	Michael Freedus	Alfred	12-5-64
31	Glenn McIver	Eisenhower	2-26-75
31	Charlie Heins	Florida Memorial	1-17-81
31	Charlie Heins	Old Westbury	1-20-81
31	Pat Kimball	New Paltz	12-3-88
31	Jeff Merrill	Oneonta	2-15-94
31	Brad Nelson	Cazenovia	1-10-98
31	Emanuel Mayben	Vermont	2-4-09
31	Greer Wright	UMBC	3-3-11
30	Jordan Reed	Vermont	3-2-14
30	Jim Davis	Susquehanna	12-15-60
30	Mickey Greenberg	Utica	12-13-62
30	Mickey Greenberg	Maritime	3-2-63
30	Larry Gainen	Geneseo	12-10-66
30	Tom Gomulka	Plattsburgh	1-10-70
30	Jim Brody	Eisenhower	1-24-73
30	Bill Marion	Utica	3-3-73
30	Glenn McIver	Houghton	1-12-74
30	Glenn McIver	RIT	2-2-74
30	Mark Kuzio	Elmira	12-3-74
30	Kurt Mohney	Hamilton	12-3-75
30	Mark Jones	Utica/Rome	11-21-86
30	Mark Jones	Elmira	2-23-87
30	Mark Jones	Elmira	1-12-88
30	Chris Jackey	New Paltz	1-19-88
30	Pat Kimball	Hartwick	2-8-89
30	Chris Jackey	Hartwick	2-13-89
30	Sherwin Telford	Geneseo	2-12-94
30	Daye Kaba	Delaware Valley	1-3-97
30	Nitai Spiro	Keuka	1-27-98
30	Anthony Green	Stony Brook	2-26-03
30	Greer Wright	Vermont	1-24-10
30	Moussa Camara	UMBC	3-3-11



Mickey Greenberg



Tom Gomulka

CHRIS JACKEY (1986-90)



YEAR	PTS.	AVG.
1986-87	29	2.1
1987-88	630*	24.2
1988-89	525	21.0
1989-90	537	21.4
TOTAL	1,721*	19.1

Games Played: 90
Field goals: 586
Free throws: 372

SHERWIN TELFORD (1991-94)



YEAR	PTS.	AVG.
1991-92	504	19.4
1992-93	579	21.4
1993-94	602	20.1
TOTAL	1,685	20.5

Games Played: 82
Field goals: 576
Free throws: 343

JEFF MERRILL (1990-94)



YEAR	PTS.	AVG.
1990-91	234	9.4
1991-92	341	13.1
1992-93	495	17.7
1993-94	533	17.8
TOTAL	1,603	14.7

Games: 109
Field goals: 641
Free throws: 305

MARK JONES (1985-88)



YEAR	PTS.	AVG.
1985-86	364	13.0
1986-87	472	18.9
1987-88	569	21.9
TOTAL	1,405	17.8

Games: 79
Field goals: 577
Free throws: 228

TOM GOMULKA (1967-71)



YEAR	PTS.	AVG
1967-68	159	22.7
1968-69	348	20.5
1969-70	488	28.7*
1970-71	405	23.8
TOTAL	1,400	24.1*

Games Played: 58
Field goals: 482
Free throws: 436

JEFFREY ST. FORT (1999-03)



YEAR	PTS.	AVG.
1999-00	360	14.4
2000-01	364	13.0
2001-02	361	12.9
2002-03	250	9.3
TOTAL	1,335	12.4

Games Played: 108
Field goals: 487
Free throws: 302

NITAI SPIRO (1996-00)



YEAR	PTS.	AVG.
1996-97	205	9.3
1997-98	446	16.5
1998-99	325	12.0
1999-00	323	12.4
TOTAL	1,299	12.7

Games Played: 102
Field goals: 473
Free throws: 149

MIKE WRIGHT (1998-2002)



YEAR	PTS.	AVG.
1998-99	246	9.1
1999-00	312	12.0
2000-01	318	11.4
2001-02	251	9.0
TOTAL	1,127	10.3

Games Played: 109
Field goals: 353
Free throws: 285

GLENN McIVER (1973-78)



YEAR	PTS.	AVG.
1973-74	337	14.7
1974-75	329	15.0
1975-76	264	11.0
1977-78	171	19.0
TOTAL	1,101	14.1

Games Played: 78
Field goals: 471
Free throws: 159

* school record

JIM DAVIS (1958-62)



YEAR	PTS.	AVG.
1958-59	217	14.5
1959-60	193	15.2
1960-61	388	22.9
1961-62	294	17.9
TOTAL	1,092	17.6

Games Played: 62
Field goals: 407
Free throws: 278

CHARLIE HEINS (1977-81)



YEAR	PTS.	AVG.
1977-78	59	4.5
1978-79	263	12.0
1979-80	354	14.7
1980-81	405	16.9
TOTAL	1,081	13.0

Games Played: 83
Field goals: 448
Free throws: 185

GENE KOBYLARZ (1948-52)



YEAR	PTS.	AVG.
1948-49	211	10.5
1949-50	246	11.2
1950-51	307	13.9
1951-52	315	13.7
TOTAL	1,079	12.4

Games: 87
Field goals: 397
Free throws: 285

TROY HAILEY (2003-07)



YEAR	PTS.	AVG.
2003-04	290	9.7
2004-05	265	9.1
2005-06	250	8.6
2006-07	237	8.2
TOTAL	1,042	8.9

Games: 117
Field goals: 351
Free throws: 158
3-pt field goals: 182

MARTY YOUNG (1981-85)



YEAR	PTS.	AVG.
1981-82	242	11.5
1982-83	115	11.5
1983-84	274	11.4
1984-85	405	16.2
TOTAL	1,036	13.0

Games: 80
Field goals: 375
Free throws: 287

JOHN DORMER (1988-92)



YEAR	PTS.	AVG.
1988-89	153	15.3
1989-90	309	12.3
1990-91	319	12.8
1991-92	253	9.7
TOTAL	1,034	12.0

Games: 86
Field goals: 421
Free throws: 187

MIKE GORDON (2004-08)



YEAR	PTS.	AVG.
2004-05	82	3.0
2005-06	247	8.5
2006-07	319	11.0
2007-08	375	12.5
TOTAL	1,023	8.9

Games: 115
Field goals: 358
Free throws: 166
3-pt field goals: 141

MICKEY GREENBERG (1959-63)



YEAR	PTS.	AVG.
1959-60	64	4.3
1960-61	248	15.5
1961-62	304	17.9
1962-63	401	25.1
TOTAL	1,017	15.9

Games: 64
Field goals: 361
Free throws: 295

TED HULL (1975-79)



YEAR	PTS.	AVG.
1975-76	168	8.8
1976-77	368	16.0
1977-78	273	11.9
1978-79	198	9.0
TOTAL	1,007	11.6

Games: 87
Field goals: 407
Free throws: 193



Gene Kobylarz, Induction – Class of 2002



Jim Davis, Induction – Class of 2001



Mickey Greenberg, Induction – Class of 1996

GENE KOBYLARZ '52

Kobylarz was a three-sport athlete who also competed in baseball and ran track.

It was his basketball acumen, however, that drew the most attention. Kobylarz played 87 games in four years, and became the school's first 1,000-point scorer with 1,079 points. That scoring output stood atop the all-time list for 10 years.

Early in his freshman year of 1948-49, Kobylarz earned a starting role and helped TCC win eight games in only the program's third-ever season. He averaged 10.5 points per game and TCC ended its season by winning six of its final nine games.

In 1949-50, the Kobylarz-led Colonials went 14-8, finishing the season with victories in nine of the team's final 11 games. He averaged 11.2 points per contest.

A 10-win season followed in 1950-51 — thanks in part to Kobylarz, who scored 307 points for a team-high average of 13.9 per game.

As a senior, he was named team MVP after eclipsing the 1,000-point scoring plateau with 315 points. At the spring athletic banquet, Kobylarz was named the school's lone "Athlete of the Year."

JIM DAVIS '62

A 6-foot-3 forward with a deft shooting touch, Davis became the school's all-time scoring leader in his final collegiate game, and his 1,092 career points represented the most in the program's first 24 years. His 17.9 scoring average ranked sixth all-time in 55 years of basketball at Binghamton.

As a junior, Davis led Harpur to its best season in more than a decade, averaging 22.9 points per game for the 11-6 Colonials. His scoring average was among the nation's top-25 for College Division teams and ranked second in program history.

Davis scored in double figures all 17 games in 1960-61 and was named team MVP and Harpur's "Athlete of the Year."

In his final season, Davis led the Colonials to a 14-3 mark — still the highest win percentage in program history. In addition to his 17.3 points per game, Davis pulled down an average of 12.5 rebounds per contest, which ranks second all-time. Had rebounds been tracked during his first three collegiate seasons, Davis assuredly would have been among the career leaders in that category as well.

A two-time team captain, scoring leader and team MVP, Davis produced double-digit points in 51 of 61 career games, and he still appears among the top-10 in eight statistical categories.

MICKEY GREENBERG '63

A two-sport athlete as an upperclassman, Greenberg's most significant achievements came during his four years as a guard on the basketball court, where he became the school's first 1,000-point scorer - achieving the point total in just 60 career games.

During his junior season, Greenberg led Harpur to a 14-3 record - a winning percentage (.823) that stands as the best in the program's first 50 years.

In each of his final two seasons, Greenberg averaged more than 21 points per game and ended his career with 1,013 points.

His 25.1 scoring average as a senior ranks Greenberg second in school history and he also shares the single-game scoring mark, a standard he established with 45 points against Utica as a senior.

Greenberg was named back-to-back Harpur College "Athlete of the Year" in 1961-62 and 1962-63, and was the recipient of the very first Jake Pitler Award in 1963.

Following an illustrious career at Harpur, Greenberg later played for the Washington Generals, the touring opponents of the Harlem Globetrotters.



Tom Gomulka, Induction – Class of 1997



Ted Hull, Induction – Class of 2000



Mark Jones, Induction – Class of 2002

TOM GOMULKA '71

Gomulka was the first University athlete named first team All-New York State when he was selected by the sports writers in 1969-70. That year he averaged 28.7 points per game, which ranked 12th in the country for Division II and III athletes.

One of Binghamton's 1,000-point scorers, Gomulka has the highest career per game scoring average (24.1) of any basketball player in the school's 51-year history. He is the only player to ever lead Binghamton in scoring as a freshman, sophomore, junior and senior.

In four years, he scored 1,400 points and currently holds or shares six records — including most points scored in a single game. During the '69-70 season, he scored 45 points in one game, and also set the school record with 18 field goals in another contest.

Also an accurate free throw shooter, Gomulka converted 21-of-22 attempts in a 1969 game, and holds season and career marks for free throws made.

Gomulka, who also played varsity golf, was named Binghamton's "Athlete of the Year" in 1969-70. He also was a three-time team MVP, and was the school's Foundation Award winner in 1971.

TED HULL '79

A point guard and three-year captain who combined playmaking with an acute scoring touch, Hull scored 1,007 points in his four-year career — becoming just the sixth player in the program's first 33 years to reach the milestone. His trademark 25-foot jumpers — many of which he banked off the glass — were so commonplace, one can only imagine what his impact might have been in the current era of the three-point shot.

Hull's most productive season was in 1976-77, where he averaged a team-high 16.0 points per game and set a school single-season record with 146 assists. In an early season win, he poured in a career-high 35 points, and also scored 20 points against Colgate in Binghamton's first-ever meeting with a Division I opponent.

By season's end, Hull was chosen team MVP, and earned All-SUNYAC and All-State honors.

He graduated holding records for assists in a game, season and career (527). In 87 collegiate games, he averaged 11.6 points and 6.1 assists per game, and shot 73% from the free throw line.

MARK JONES '90

Jones played point guard for three varsity seasons, and graduated as both the top scorer (1,405 points) and assist man (547) in program history. His vast offensive skills were complimented by a defensive energy that motivated teammates and frustrated opponents.

Midway through his sophomore year, he converted a then-NCAA record 21 consecutive field goals spanning three games. The record, which stood for 15 years, was highlighted by a 13-for-13 performance against New Paltz that also included 7-for-7 marksmanship from the free-throw line.

Jones went on to tally 364 points, shoot 53% and lead the team to the ECAC title game in 1985-86. That year he was named honorable mention All-SUNYAC, and was also selected as the school's "Athlete of the Year."

As a junior, Jones exploded out of the gate with a 30-point performance in the season-opener, and scored in double figures in 24 of 25 games. His scoring average of 18.9 led the team for the second straight year, and Jones was rewarded with first-team All-SUNYAC honors and a repeat selection as Binghamton's "Athlete of the Year."

In his final season in 1987-88, Jones produced a school-record 231 field goals, averaged 21.9 points and 6.8 assists, and shot a remarkable 59% from the field. He was again honored as a first team All-SUNYAC selection.

His 1,405 career points ranks fourth all-time at Binghamton, and he is among the program's top-10 in 12 different categories.



Chris Jackey, Induction – Class of 2003





CHRIS JACKEY '90

Jackey was a 6-foot-3 sharp-shooting guard whose scoring prowess was second to none. In four years, including three as a starter, he compiled a school-record 1,721 points – an average of 19.1 points per game. That total remains the highest in 57 years of basketball at Binghamton. Jackey also ranks among the top-10 in 15 different offensive categories.

As a sophomore, Jackey was inserted into the starting lineup and proceeded to deliver a school-record 630 points for an average of 24.2 per contest. He scored 30 or more points eight times, including 36 apiece against Albany and Plattsburgh in an eight-day span. Jackey wound up leading the entire SUNYAC in scoring and was named first team all-conference. In 1988-89, he switched from shooting guard to point guard and still averaged 21 points per game, but also led the conference in assists with 172. He produced five more 30+ scoring performances, highlighted by a career-high 40 against SUNYAC rival Cortland. Jackey again was chosen as a first-team All-SUNYAC member.

He was named captain for his senior season, and responded with a 21.4 scoring average and career highs in steals and three-point percentage. A deadly outside shooter, Jackey nailed a three-pointer in 21 straight games, and produced a rare "triple-double" with 19 points, 10 assists and 10 rebounds against Plattsburgh.

A scholar-athlete, Jackey was the school's first basketball player to become an Academic All-American, and also received an ECAC Merit Medal. He was the University's Jake Pitler Award winner in 1990.

SHERWIN TELFORD '96

Telford was a 6-foot-2 shooting guard who played three years at Binghamton after transferring from University of Rochester. His tenure represented the best three-year span in program history. His teams compiled an overall record of 61-23 and won three straight SUNYAC East Division titles. Telford poured in 1,685 points in three seasons, which ranks second all-time. He averaged 20.5 points per game, and shot a stellar 52% from the field, including 42% from three-point range.

In his first season in 1991-92, Telford led the Colonials to a 19-7 campaign — a 10-game improvement over the previous season. He earned first team all-conference honors after BU strung together a school-record 14-game win streak.

As a junior, Telford averaged 21.4 points for a 19-9 team that advanced to the SUNYAC Championship game for the first time in program history. He was honored as a first team all-conference and first team all-region selection, and was placed on the national All-America ballot as one of the top two guards in the entire East Region.

In his senior year, Telford and a veteran BU team rolled to a school-record 23 wins and captured the program's third consecutive divisional crown. He repeated as a first team all-conference and all-region selection, and led the team to runner-up honors in both the SUNYAC and ECAC.

In all, Telford produced two of the top three season scoring totals, and still ranks among the top-10 in 10 different offensive categories.

Telford was the University's "Athlete of the Year" all three years he competed.

COACH DICK BALDWIN '91-96

Dick Baldwin coached men's basketball at Binghamton from 1991-96, capping a remarkable 45-year coaching career that began with 40 years at nearby Broome Community College.

After surpassing Adolph Rupp to become the nation's all-time wins leader at any level with his 876th career victory, Baldwin retired from BCC in 1987. Five years later at age 70, he took over a struggling BU program and brought instant respect, community support and national media attention.

In his first year in 1991-92, Baldwin's team rattled off a school-record 14 consecutive victories, captured the program's first-ever SUNYAC East Division title, won a school-record 19 games and defeated conference power Potsdam for the first time in 16 years.

In 1992-93, his team repeated as divisional champions, won 19 games and advanced to the SUNYAC Championship game for the first time in school history. In front of a capacity West Gym crowd, BU came within three points of earning an NCAA tournament berth. The team did receive an invitation to the ECAC Championship — the program's first bid in seven years.

The highlight season was in 1993-94, when Baldwin's Colonials went 23-7, captured their third consecutive divisional title and advanced to both the SUNYAC and ECAC Championship games.

In 45 years, Baldwin's final numbers are staggering — 961 victories, a win percentage of 74% and 1,302 consecutive games coached.

Baldwin's contributions at Binghamton stretch well beyond the victories and accolades. The school's newfound basketball success under Baldwin and the groundswell of community interest served as the foundation for the University's historic and seamless move to Division I athletics.



Glenn McIver, Induction – Class of 2013



Joe Garbarino, Induction – Class of 2014

GLENN McIVER '78

A highly-touted athlete from renowned Power Memorial Academy High School in New York City, McIver came to campus and ignited a program that had previously relied on local and unrecruited players.

McIver played in 78 career games and ranks among the program's top-10 in both scoring and rebounding. He is a member of the 1,000-point club (ninth with 1,101 pts.) and ranks fourth all-time with 699 career rebounds. His rebound average of 9.9 is third-highest in the school's 66-year basketball history.

As a freshman, McIver was named to the All-Tournament Team after leading Binghamton to a title in its inaugural home invitational. He scored 33 points in the tournament and twice more that season, eclipsed the 30-point scoring mark. His scoring average of 14.7 ranked second on the team.

In 1974-75, McIver's Colonials won 13 games — the most wins in 13 seasons — and Binghamton placed third in the SUNYAC East Division in its first year of conference membership. He was co-captain of the squad and averaged a team-high 15.0 points and 8.6 rebounds.

One year later, McIver shot 51% from the field to steer the team to a school record with 14 wins. He led Binghamton in rebounding (8.6) and chipped in 11.0 points per game.

In his senior season, McIver averaged 19.0 points and earned MVP honors at the Binghamton Invitational. The Colonials reached double-digit wins for the third straight year.

JOE GARBARINO '58

A native of Binghamton, Joe Garbarino played basketball and golf at Binghamton from 1955-58. After playing one season at Scranton and then serving two years in the Army, Garbarino enrolled at Harpur College in February 1955. In just his second game for the Colonials, the 5-foot-9 guard scored 31 points against Mansfield and later poured in a then-school record 39 points in a win over Albany. Garbarino went on to average 24.7 points for the season — a mark that still ranks No. 3 all-time at Binghamton after the school's first 66 years of basketball.

Garbarino averaged 21.9 points in the 1955-56 season, surpassing the 30-point mark again with 34 against Utica. He repeated as the team's Basketball Player of the Year.

In his final collegiate campaign, Garbarino served as team captain and averaged 19.3 points. He notched 31 points against Rensselaer and led the team in scoring for the third consecutive season.

His career scoring average of 22.0 points per game still ranks No. 2 in Binghamton basketball history — and his scoring prowess came well in advance of the three-point shot.

A two-sport athlete who competed in golf for two seasons, Garbarino was selected as the school's Athlete of the Year in 1956-57.

ALL-TIME RESULTS



IN THIS SECTION

All-Time Results 112-122
All-Time Series Records.....123-124
Series History vs.
2015-16 Opponents 125-127
All-Time Records vs. All Conferences .. 128

1946-47 (7-4)
Head Coach: Bert Broder

Jan. 10	E.J. All Stars	L	53-61
Jan. 31	@ Scranton Fr.	L	34-44
Feb. 3	E.J. All Stars	W	48-39
Feb. 4	@ Hartwick	L	44-64
Feb. 7	Ithaca Fr.	W	47-42
Feb. 15	@ Elmira	W	53-24
Feb. 19	Scranton Fr.	W	38-32
Mar. 1	@ Utica	L	48-66
Mar. 7	Utica	W	66-46
Mar. 12	Hartwick	W	67-61
Mar. 26	Elmira	W	77-39

1947-48 (5-14)
Head Coach: Gene Welborn

Hartwick	L	35-82
Ithaca Fr.	L	70-79
E.J. All Stars	W	49-30
Colgate Fr.	L	75-93
Scranton Fr.	W	32-28
State Tech	L	39-41
Cornell JV	L	34-51
Syracuse Fr.	L	44-75
Utica	W	62-58
P 82 Am. Leg.	L	55-68
Wilkes	L	28-34
Ithaca Fr.	L	46-53
Syracuse Fr.	L	24-70
Cornell JV	L	52-68
Scranton Fr.	L	33-35
Utica	L	64-77
State Tech	W	46-45
Wilkes	W	58-50
Colgate Fr.	L	14-62

1948-49 (8-12)
Head Coach: Gene Welborn

Wilkes	L	73-77
Kings	L	55-71
Keystone CC	W	82-63
State Tech	L	61-62
State Tech	W	40-35
Wilkes	L	48-51
Wilkes	L	38-54
Utica	L	66-78
State Tech	L	60-62
Utica	L	53-65
Sampson	L	53-59
Keystone CC	W	63-55
Albany	W	76-67
Kings College	L	52-85
State Tech	W	59-55
Utica	W	59-53
Sampson	W	63-61
Genesee CC	W	62-61
Albany	L	52-63
Pargons	L	63-72

1949-50 (14-8)
Head Coach: Gene Welborn

Hobart	L	42-60
Genesee CC	W	66-38
House of Mills	L	60-62
State Tech	L	66-75
Wilkes	W	62-53
State Tech	W	65-63
State Tech	L	58-68
Roberts Wesl.	W	83-59
Lycoming	W	48-45
Mansfield	L	43-48
Utica	L	50-51
Wilkes	W	57-54
Lycoming	W	61-60
State Tech	L	74-82
Mansfield	W	83-61
Utica/Rome	W	62-52
Albany	W	67-51
Roberts Wesl.	L	68-70
Albany	W	91-58
Utica	W	77-75
Utica/Rome	W	80-63
Wilkes	W	87-82

1950-51 (10-12)
Head Coach: Gene Welborn

Dec. 2	Genesee CC	W	80-53
Dec. 6	@ Oneonta	W	59-58
Dec. 9	Roberts Wesl.	W	70-60
Dec. 13	Albany	W	76-67
Dec. 19	@ Utica	W	67-63
Dec. 26	@ Taylor	L	58-82
Dec. 29	State Tech	W	54-51
Jan. 6.	Lycoming	L	70-88
Jan. 9	Wilkes	L	73-101
Jan. 10	State Tech	W	79-62
Jan. 12	Oswego	W	49-41
Jan. 13	Utica	L	53-62
Jan. 17	Bloomsburg	L	68-95
Jan. 20	Mansfield	W	2-0
Feb. 6	Kings	L	76-79
Feb. 10	Champlain	L	45-64
Feb. 14	Bloomsburg	L	70-72
Feb. 17	Lycoming	L	55-90
Feb. 28	Albany	L	49-53
Mar. 3	Mansfield	L	54-59
Mar. 7	Wilkes	W	62-50
Mar. 10	Oneonta	L	79-81

1951-52 (5-18)
Head Coach: Richard Powell

Dec. 1	Roberts Wesl.	L	61-67
Dec. 4	Oneonta	W	50-48
Dec. 6	@ Bloomsburg	L	45-67
Dec. 7	@ Albany	L	49-58
Dec. 9	Mansfield	L	72-80
Dec. 15	Utica	L	65-68
Dec. 18	Hartwick	L	49-59
Dec. 21	@ Maritime	L	58-59
Jan. 3	@ Wilkes	L	47-62
Jan. 5	Kings	L	73-80
Jan. 8	@ Utica	L	62-76
Jan. 12	Champlain	L	54-64
Jan. 14	Ithaca	L	46-59
Jan. 16	@ Hartwick	L	43-68
Jan. 19	@ Mansfield	W	70-68
Feb. 2	Oswego	W	81-61
Feb. 6	@ Oneonta	W	56-51
Feb. 9	Lycoming	L	46-77
Feb. 13	Scranton	L	68-86





Feb. 23	Bloomsburg	L	69-90
Feb. 27	Wilkes	L	75-77
Feb. 29	Lycoming	L	61-82
Mar. 5	Albany	W	62-61

1952-53 (1-17)
Head Coach: John Natale

Dec. 9	Wilkes	L	63-96
Dec. 12	@ Albany	L	57-72
Dec. 17	@ Oneonta	L	55-77
Jan. 7	Mansfield	L	85-87
Jan. 10	@ Geneseo	W	66-60
Jan. 14	Ithaca	L	60-83
Jan. 17	@ Lycoming	L	49-112
Jan. 20	Hobart	L	64-80
Jan. 23	@ Hancock	L	42-91
Feb. 4	@ Wilkes	L	61-93
Feb. 7	Maritime	L	56-87
Feb. 11	Oneonta	L	69-71
Feb. 14	@ Utica	L	72-79
Feb. 21	Albany	L	50-64
Feb. 25	@ Scranton	L	42-90
Feb. 28	Utica	L	48-63
Mar. 6	@ Oswego	L	52-80
Mar. 7	@ Champlain	L	55-69

1953-54 (3-14)
Head Coach: John Natale

Hobart	L	45-83
Oswego	W	61-54
Oneonta	L	53-55
Geneseo	W	68-54
Utica	L	57-61
Mansfield	L	50-72
Albany	L	69-75
Lycoming	L	41-83
Hunter	L	58-72
Maritime	L	46-83
Ithaca	L	54-74
Albany Pharm.	L	39-58
Hamilton	L	49-77
Oneonta	L	50-79
Albany	L	57-62
Utica	L	69-83
Wilkes	W	56-51

1954-55 (7-11)
Head Coach: John Natale

Dec. 1	@ Oneonta	L	58-74
Dec. 4	@ Geneseo	W	78-71
Dec. 8	Mansfield	L	46-63
Dec. 10	Albany	W	61-59
Dec. 15	Hamilton	L	55-72
Jan. 5	Utica	L	59-70
Jan. 8	@ Oswego	L	62-86
Jan. 15	Plattsburgh	W	62-52
Jan. 19	Oneonta	W	56-49
Feb. 5	Hunter	L	53-59



Feb. 9	@ Mansfield	L	73-98
Feb. 12	Geneseo	W	78-49
Feb. 16	@ Utica	L	71-91
Feb. 19	Maritime	W	78-71
Feb. 23	@ Ithaca	L	83-103
Feb. 26	Oswego	L	68-81
Mar. 2	@ Wilkes	L	72-102
Mar. 5	@ Albany	W	97-91

1955-56 (1-15)
Head Coach: John Natale

Nov. 30	Oneonta	L	53-90
Dec. 3	@ Geneseo	W	74-66
Dec. 7	@ Mansfield	L	45-90
Dec. 9	Albany	L	38-72
Dec. 17	Ithaca	L	30-78
Jan. 11	Utica	L	62-63
Jan. 14	Hartwick	L	39-73
Jan. 17	@ Oswego	L	53-81
Feb. 4	Geneseo	L	57-74
Feb. 11	@ Maritime	L	65-83
Feb. 14	@ Utica	L	76-106
Feb. 22	Wilkes	L	76-99
Feb. 24	@ Hamilton	L	58-125
Feb. 25	@ Plattsburgh	L	58-75
Feb. 29	Mansfield	L	51-84
Mar. 3	@ Oneonta	L	62-85

1956-57 (1-14)
Head Coach: Frank Pollard

Dec. 1	@ Geneseo	L	53-77
Dec. 7	@ Albany	L	66-91
Dec. 11	Oneonta	L	61-78
Dec. 15	Hamilton	L	44-66
Jan. 9	Oswego	L	67-98
Jan. 12	@ Hartwick	L	56-93
Jan. 17	Utica	L	53-82
Feb. 2	Maritime	W	66-60
Feb. 9	Geneseo	L	72-83
Feb. 14	@ Utica	L	65-80
Feb. 16	Plattsburgh	L	55-79
Feb. 20	@ Oneonta	L	76-97
Feb. 27	@ Mansfield	L	40-70
Mar. 2	@ Wilkes	L	60-109
Mar. 9	Rensselaer	L	63-70

1957-58 (1-13)
Head Coach: Frank Pollard

Dec. 4	Utica	L	43-53
Dec. 7	@ Geneseo	L	52-54
Dec. 10	@ Oneonta	L	51-63
Dec. 13	Wilkes	L	56-71
Dec. 18	Alfred	L	46-68
Jan. 11	@ Maritime	W	79-72
Feb. 8	Geneseo	L	56-59
Feb. 14	@ Hamilton	L	34-75
Feb. 15	@ Plattsburgh	L	55-89
Feb. 19	Oneonta	L	54-65
Feb. 22	@ Oswego	L	38-70
Feb. 27	@ Utica	L	56-70
Mar. 1	Hartwick	L	48-76
Mar. 5	Albany	L	60-69

1958-59 (3-12)
Head Coach: Frank Pollard

Dec. 5	Hobart	L	44-55
Dec. 6	Wooster	L	53-95
Dec. 12	Maritime	W	63-57
Dec. 16	@ Oneonta	L	59-99
Dec. 18	@ Utica	L	50-61
Jan. 9	@ Hartwick	L	60-87
Feb. 7	Geneseo	W	65-62
Feb. 11	@ Wilkes	L	73-95
Feb. 14	Plattsburgh	L	59-60
Feb. 18	Oneonta	L	58-83
Feb. 21	Oswego	L	53-78
Feb. 24	@ Alfred	L	47-70
Feb. 28	@ Rensselaer	L	46-73
Mar. 4	@ Albany	L	77-104
Mar. 7	Utica	W	88-56

1959-60 (6-8)
Head Coach: Frank Pollard

Dec. 1	@ Utica	W	69-65
Dec. 3	Rensselaer	W	47-46
Dec. 11	Albany	L	60-65
Dec. 18	@ Hobart	L	52-67
Jan. 8	Hartwick	L	59-63
Jan. 14	Wilkes	W	78-69
Feb. 5	@ Hamilton	L	66-91
Feb. 6	@ Geneseo	L	73-83
Feb. 12	@ Drew	W	66-59
Feb. 13	@ Maritime	L	64-65
Feb. 16	Oneonta	W	49-47
Feb. 20	Alfred	W	68-65
Feb. 27	@ Union	L	62-68
Mar. 5	Utica	L	75-77

1960-61 (11-6)
Head Coach: Frank Pollard

@ Utica	W	89-79
@ Hartwick	L	75-96
FDU	W	62-50
Hamilton	L	66-81
Susquehanna	L	77-87
@ Albany	L	56-69
Drew	W	81-46
@ Wilkes	L	78-81
Rensselaer	W	49-47
Plattsburgh	W	73-61
@ Geneseo	W	80-64
@ Alfred	L	54-63
Hobart	W	83-73
Maritime	W	65-44
@ Oneonta	W	57-54
Union	W	76-64
Utica	W	83-73

1961-62 (14-3)
Head Coach: Frank Pollard

Dec. 1	Utica	W	78-60
Dec. 2	@ Hobart	W	49-47
Dec. 8	Rensselaer	W	61-41
Dec. 13	@ Susquehanna	L	50-55
Dec. 16	Albany	W	62-58
Jan. 6	@ Union	L	61-70
Jan. 13	Plattsburgh	W	102-61
Feb. 3	Wilkes	W	68-59
Feb. 9	@ Drew	W	78-57
Feb. 10	Maritime	W	62-55
Feb. 13	Oneonta	W	61-50
Feb. 17	Alfred	W	71-61
Feb. 23	@ Hamilton	W	77-76
Feb. 24	@ Geneseo	W	81-63
Feb. 28	Hartwick	L	58-60
Mar. 3	@ FDU	W	75-56
Mar. 6	@ Utica	W	78-60

1962-63 (6-10)
Head Coach: Frank Pollard

Dec. 1	Hobart	W	64-60
Dec. 5	@ Hartwick	L	60-82
Dec. 7	Hamilton	L	44-68
Dec. 13	@ Utica	L	49-55
Dec. 15	Plattsburgh	L	63-78
	@ Albany	L	56-81
	Union	L	75-76
	Stony Brook	W	88-73
	@ Rensselaer	W	71-61
Jan. 16	@ Alfred	L	39-67
Feb. 19	@ Oneonta	L	64-71
Feb. 23	Geneseo	L	53-62
Feb. 28	@ Wilkes	L	53-61
Mar. 2	Maritime	W	90-63
Mar. 5	Utica	W	93-62
Mar. 8	Drew	W	76-63

1963-64 (2-13)
Head Coach: Frank Pollard

Dec. 3	@ Geneseo	W	63-61
Dec. 7	@ Hobart	L	53-69
Dec. 13	Utica	L	57-61
Dec. 20	@ Drew	W	71-67
Jan. 8	Albany	L	52-78
Jan. 11	@ Union	L	70-87
Jan. 15	Wilkes	L	55-60
Jan. 17	Rensselaer	L	45-50
Jan. 25	Hartwick	L	50-59
Feb. 1	@ Utica	L	71-75
Feb. 7	@ Maritime	L	54-65
Feb. 8	@ Stony Brook	L	62-69
Feb. 12	@ Hamilton	L	48-72
Feb. 15	Alfred	L	67-83
Feb. 18	Oneonta	L	51-73



1964-65 (4-12)
Head Coach: Frank Pollard

@ Utica	L	61-62
Hobart	W	83-75
@ Alfred	L	94-97
Union	L	73-79
Geneseo	W	62-54
Hamilton	L	61-64
@ Rensselaer	L	53-89
Plattsburgh	L	75-95
@ Hartwick	L	61-102
Utica	W	67-64
@ Stony Brook	L	59-60
@ Wilkes	L	60-75
@ Drew	L	53-60
@ Albany	L	44-74
@ Oneonta	L	55-69
Maritime	W	63-54

1965-66 (4-12)
Head Coach: Frank Pollard

Dec. 2	@ Utica	L	40-52
Dec. 4	Alfred	L	46-53
Dec. 11	@ Geneseo	L	52-66
Dec. 15	@ Hamilton	L	71-83
Jan. 7	@ Maritime	L	65-73
Jan. 8	@ Stony Brook	L	53-61
Jan.11	Wilkes	W	84-76
Jan. 14	Rensselaer	L	41-74
Jan. 22	@ Hobart	L	63-71
Jan. 26	Hartwick	L	55-65
Jan. 29	Albany	L	67-71
Feb. 4	@ Union	L	62-69
Feb. 5	@ Plattsburgh	L	77-93
Feb. 9	Oneonta	W	82-68
Feb. 12	Drew	W	108-92
Feb. 18	Utica	W	71-68



1966-67 (10-6)
Head Coach: Frank Pollard

@ Rensselaer	L	51-67
Alfred	W	77-75
Geneseo	W	66-64
Hamilton	L	71-80
Wilkes	L	61-81
Albany	L	56-68
Utica	W	100-80
Hobart	W	70-56
Union	W	57-52
Hartwick	L	71-97
Plattsburgh	W	74-63
Stony Brook	W	56-53
Utica	W	86-70
Drew	L	72-86
Oneonta	W	72-69
Maritime	W	72-56

1967-68 (6-10)
Head Coach: Frank Pollard

Dec. 2	Oneonta	L	67-79
Dec. 6	@ Hamilton	L	89-101
Dec. 9	@ Geneseo	L	64-66
Dec. 15	Utica	W	95-67
Jan. 9	Wilkes	W	82-78
Jan. 12	@ Union	L	61-62
Jan. 13	@ Plattsburgh	W	86-84
Feb. 6	Albany	L	60-75
Feb. 9	@ Maritime	W	73-50
Feb. 10	Stony Brook	L	58-59
Feb. 15	Rensselaer	L	53-64
Feb. 17	Alfred	W	90-69
Feb. 24	@ Hobart	L	63-65
Feb. 28	Hartwick	L	63-77
Mar. 2	Drew	W	76-50
Mar. 6	@ Utica	L	72-86

1968-69 (7-10)
Head Coach: Frank Pollard

Union	W	70-58
@ Oneonta	L	54-74
@ Hamilton	L	73-76
Plattsburgh	W	85-77
@ Utica	W	83-69
@ Albany	L	50-70
@ Univ. Buffalo	L	61-88
Hobart	W	51-49
Stony Brook	W	43-42
@ Wilkes	L	67-101
Maritime	W	65-52
@ Alfred (ot)	L	75-77
Geneseo	L	58-82
Houghton	W	76-54
@ Hartwick	L	63-100
@ Rensselaer	L	64-88
Utica	L	55-75

1969-70 (5-12)
Head Coach: Frank Pollard
Home Court: West Gym

Stony Brook	L	69-79
@ Utica	W	85-71
@ Geneseo	L	81-87
Oneonta	L	52-63
@ Union	L	58-67
@ Plattsburgh	W	73-67
Univ. Buffalo	L	60-89
@ Hobart	L	67-88
@ Hamilton	L	69-89
Wilkes	L	58-90
@ Maritime	W	92-82



@ Stony Brook	L	55-85
Hartwick	L	66-90
@ Houghton	W	70-68
@ Utica	W	88-80
Alfred	L	68-77
Rensselaer	L	73-91

1970-71 (6-11)
Head Coach: Frank Pollard
Home Court: West Gym

Dec. 1	Union	W	56-54
Dec. 5	@ Stony Brook	L	50-62
Dec. 9	@ Oneonta	L	60-72
Dec. 12	Albany	L	54-82
Dec. 15	RIT	L	63-76
Jan. 9	Plattsburgh	W	90-65
Feb. 3	Hobart	L	62-71
Feb. 6	Hamilton	W	91-70
Feb. 9	@ Wilkes	L	63-95
Feb. 13	Maritime	W	85-68
Feb. 17	@ Rensselaer	L	75-77
Feb. 20	Geneseo	L	70-88
Feb. 23	@ Hartwick	L	70-99
Feb. 27	Houghton	W	86-68
Mar. 1	@ Utica	L	85-89
Mar. 3	Utica	W	88-74
Mar. 6	@ Alfred	L	71-82

1971-72 (6-12)
Head Coach: Frank Pollard
Home Court: West Gym

Dec. 3	Stony Brook	L	64-88
Dec. 4	Oneonta	W	73-61
Dec. 10	@ Geneseo	L	76-87
Dec. 11	@ Albany	L	44-67
Dec. 14	Rensselaer	W	79-70
Dec. 18	Elmira	L	54-66

Jan. 8	@ Plattsburgh	L	74-78
Jan. 29	@ Utica	L	74-79
Feb. 2	@ Hobart	W	68-55
Feb. 5	@ Hamilton	L	70-78
Feb. 8	Wilkes	L	52-55
Feb. 10	@ Maritime	W	78-51
Feb. 15	Alfred	W	78-65
Feb. 18	@ Union	L	57-75
Feb. 22	Hartwick	L	70-96
Feb. 26	@ Houghton	W	78-73
Feb. 29	Utica	L	68-92
Mar. 4	@ RIT	L	69-78

1972-73 (11-9)
Head Coach: John Affleck
Home Court: West Gym

Dec. 1	vs. Queens[1]	W	66-62
Dec. 2	@ Potsdam[1]	L	52-71
Dec. 6	Utica	W	86-71
Dec. 9	@ Stony Brook	W	71-69
Dec. 13	@ Oneonta	W	85-73
Dec. 16	Albany	W	68-66
Dec. 21	@ Wilkes	L	76-94
Jan. 24	@ Eisenhower	W	90-66
Jan. 27	@ Rensselaer	L	65-71
Jan. 31	Hobart	L	49-54
Feb. 3	Hamilton	W	72-65
Feb. 9	Maritime	W	83-43
Feb. 10	Alfred	W	69-67
Feb. 14	@ Elmira	L	75-77
Feb. 17	Geneseo	L	63-69
Feb. 19	@ Hartwick	L	71-73
Feb. 22	Union	L	50-66
Feb. 24	Houghton	W	87-56
Mar. 2	RIT	W	107-87
Mar. 3	@ Utica	L	88-98

1 Potsdam Invitational



1973-74 (9-15)
Head Coach: John Affleck
Home Court: West Gym

Nov. 30	Baruch[1]	W	73-52
Dec. 1	Oneonta[1]	W	58-54
Dec. 3	Elmira	L	77-80
Dec. 7	@ Hamilton	L	80-84
Dec. 8	Plattsburgh	W	65-57
Dec. 11	Alfred	L	64-71
Dec. 15	@ Albany	L	71-76
Jan. 12	@ Houghton	W	99-78
Jan. 18	@ Oswego	L	61-75
Jan. 19	York	L	64-74
Jan. 26	Hartwick	L	54-67
Feb. 1	@ Rob. Wesl.	W	73-72
Feb. 2	@ RIT	L	64-68
Feb. 5	Potsdam	L	49-70
Feb. 8	@ Maritime	W	63-55
Feb. 9	Pratt	W	78-59
Feb. 11	Wilkes	L	54-66
Feb. 16	Stony Brook	L	45-77
Feb. 19	Cortland	L	45-52
Feb. 22	@ Geneseo	L	70-86
Feb. 23	@ Union	L	52-71
Feb. 27	Eisenhower	W	86-76
Mar. 2	@ Utica	W	78-74
Mar. 4	Ithaca	L	80-81

1 Binghamton Tip-Off Classic

1974-75 (13-10 overall, 5-5 SUNYAC, 3rd East)
Head Coach: John Affleck
Home Court: West Gym

Dec. 3	@ Elmira	W	90-68
Dec. 5	Hamilton	L	60-67
Dec. 7	@ Oneonta	L	68-79
Dec. 10	Albany	L	71-91
Dec. 13	@ Plattsburgh	W	68-56
Dec. 14	@ Potsdam	L	47-53
Dec. 27	John Jay	L	64-70
Dec. 28	Ramapo	W	69-67
Jan. 18	New Paltz	W	112-74
Jan. 24	Maritime	W	73-58
Jan. 25	Oswego	W	96-76
Jan. 29	Houghton	W	83-55
Jan. 31	@ Buffalo State	L	69-100
Feb. 1	@ Fredonia	W	42-38
Feb. 8	Brockport	L	74-81
Feb. 11	@ Hartwick	L	63-91
Feb. 15	@ Stony Brook	W	74-66
Feb. 18	@Cortland	L	70-89
Feb. 21	Geneseo	W	83-82
Feb. 22	Union	L	71-92
Feb. 26	Eisenhower	W	93-77
Mar. 1	Utica	W	73-72
Mar. 3	Ithaca	W	71-70

1975-76 (14-10 overall, 4-6 SUNYAC, 4th East)
Head Coach: John Affleck
Home Court: West Gym

Dec. 3	@ Hamilton	L	71-94
Dec. 5	Stony Brook[1]	W	74-72
Dec. 6	RIT[1]	L	56-62
Dec. 9	Albany	L	71-81
Dec. 12	Plattsburgh	L	62-63
Dec. 30	Hunter[2]	W	71-63
Dec. 31	Lehman[2]	W	52-47
Jan. 17	Potsdam	W	75-60
Jan. 19	Utica	W	67-64
Jan. 24	@ Oswego	L	68-69
Jan. 30	@ Pratt	W	68-58



Jan. 31	@ Maritime	W	83-75
Feb. 3	Hartwick	L	60-78
Feb. 7	@ Brockport	L	77-106
Feb. 10	Oneonta	L	41-61
Feb. 12	Eisenhower	W	94-69
Feb. 14	Fredonia	W	44-39
Feb. 18	Cortland	W	66-60
Feb. 20	@ Geneseo	L	64-67
Feb. 21	@ Houghton	W	70-68
Feb. 25	@ Union	L	49-59
Feb. 27	@ New Paltz	W	76-57
Feb. 28	Elmira	W	78-71
Mar. 2	@ Ithaca	W	2-0

1 Binghamton Invitational
2 Hunter Invitational

1976-77 (9-16 overall, 4-6 SUNYAC, 6th East)
Head Coach: John Affleck
Home Court: West Gym

Dec. 1	Eisenhower	W	106-84
Dec. 3	Baruch[1]	W	108-89
Dec. 4	Stony Brook[1]	L	71-84
Dec. 8	Albany	L	49-58
Dec. 11	@ Plattsburgh	L	62-64
Dec. 14	Scranton	L	65-89
Jan. 7	Rand. Macon[2]	L	51-88
Jan. 8	Shippensburg[2]	L	61-77
Jan. 11	@ Colgate	L	68-82
Jan. 15	@ Potsdam	L	63-80
Jan. 22	Oswego	W	59-57
Jan. 25	Hunter	L	64-88
Jan. 28	New Paltz	W	73-62
Jan. 29	@ Elmira	W	47-45
Feb. 1	@ Hartwick	L	59-82
Feb. 5	@ Utica[3]	L	71-79
Feb. 6	vs. Hamilton[3]	L	70-79
Feb. 9	@ Oneonta	L	54-80
Feb. 12	@ Fredonia	W	57-55
Feb. 16	@ Cortland	L	61-68
Feb. 18	Geneseo	W	67-65
Feb. 21	Houghton	W	75-57
Feb. 23	Union	L	54-67
Feb. 26	Brockport	L	55-57
Mar. 1	Ithaca	W	2-0

1 Binghamton Tip-Off Classic
2 Yellow Jacket Scramble

3 Utica Invitational

1977-78 (10-14 overall, 4-5 SUNYAC, T-6th East)
Head Coach: John Affleck
Home Court: West Gym

Nov. 30	@ Eisenhower	W	83-81
Dec. 2	Queens[1]	W	70-66
Dec. 3	Alfred[1]	W	73-55
Dec. 7	Albany	L	69-91
Dec. 10	@ Elmira (ot)	L	59-64
Dec. 14	@ Scranton	L	78-83
Dec. 17	@ New Paltz	L	85-103
Dec. 28	@ Brooklyn[2]	L	65-78
Dec. 29	vs. John Jay[2]	W	73-65
Jan. 23	@ Oswego	W	95-74
Jan. 25	@ Union (ot)	L	68-73
Jan. 28	@ Stony Brook	L	83-97
Jan. 31	Hartwick	L	71-88
Feb. 3	Plattsburgh	W	58-50
Feb. 4	Medaille	W	100-64
Feb. 7	Oneonta	L	58-60
Feb. 11	Fredonia	W	50-44
Feb. 12	Cortland	W	79-69
Feb. 15	Potsdam	L	53-73
Feb. 17	Geneseo	L	67-77
Feb. 20	@ Cortland	L	54-68
Feb. 23	@ Brockport	L	67-69
Feb. 28	@ Utica	L	74-75
Mar. 2	Ithaca	W	79-72

1 Binghamton Tip-Off Classic
2 Brooklyn Tournament

1978-79 (7-17 overall, 2-9 SUNYAC, 6th East)
Head Coach: John Affleck
Home Court: West Gym

Nov. 29	Eisenhower	W	92-68
Dec. 1	Medgar Evers[1]	W	81-68
Dec. 2	Brooklyn[1] (ot)	L	71-75



Dec. 6	Albany	L	63-69
Dec. 9	@ Elmira	L	53-66
Dec. 16	New Paltz	W	76-60
Dec. 27	@ Staten Island	L	61-68
Dec. 28	@ John Jay (ot)	W	54-52
Jan. 18	@ Potsdam	L	56-81
Jan. 21	Oswego	W	76-58
Jan. 23	Union	W	61-58
Jan. 26	@ Univ. Buffalo	L	44-54
Jan. 27	@ Fredonia	L	69-81
Jan. 30	@ Hartwick	L	59-73
Feb. 1	Utica	L	68-75
Feb. 3	Stony Brook	L	63-96
Feb. 6	@ Oneonta	L	52-59
Feb. 10	@ Plattsburgh	L	63-84
Feb. 13	@ Cortland	L	55-60
Feb. 16	Geneseo (ot)	W	77-74
Feb. 17	Hamilton	L	59-71
Feb. 22	@ Albany	L	62-76
Feb. 25	Brockport	L	69-76
Mar. 2	@ Ithaca	L	51-59

1 Binghamton Tip-Off Classic

1979-80 (5-19 overall, 1-9 SUNYAC, 6th East)
Head Coach: John Affleck
Home Court: West Gym

Nov. 27	@ Eisenhower	L	76-84
Nov. 30	Baruch[1] (ot)	W	90-84
Dec. 1	Staten Island[1]	L	58-79
Dec. 5	@ Albany	L	66-81
Dec. 8	@ Stony Brook (ot)	L	92-96
Dec. 11	Ithaca	L	53-56
Dec. 13	@ New Paltz	L	73-93
Dec. 15	Cortland	L	69-77
Dec. 27	vs. John Jay[2]	W	59-54
Dec. 28	Plattsburgh[2]	L	47-53
Jan. 22	Utica	L	64-69
Jan. 24	@ Union	L	69-110
Jan. 26	Potsdam	L	52-53
Jan. 30	Oneonta	W	81-64
Feb. 2	@ Albany	L	60-67
Feb. 5	@ Plattsb. (ot)	L	62-65
Feb. 7	Old Westbury	W	77-63
Feb. 9	@ Potsdam	L	54-64
Feb. 12	@ Cortland	L	56-65
Feb. 15	Plattsburgh	L	64-67
Feb. 16	@ Hamilton	L	58-66
Feb. 19	Oneonta	L	54-66
Feb. 21	Elmira	L	51-58
Feb. 27	Purchase	W	97-53

1 Binghamton Tip-Off Classic
2 Brooklyn Tournament

1980-81 (10-15 overall, 3-7 SUNYAC, T-4th East)
Head Coach: John Affleck
Home Court: West Gym

Nov. 15	Queens, Ont.	W	80-63
Nov. 21	Misericordia[1]	W	64-48
Nov. 22	Univ. Buffalo[1]	W	54-53
Dec. 2	Eisenhower	W	74-65
Dec. 4	@ Cortland	L	61-80
Dec. 6	Stony Brook	L	64-75
Dec. 10	Albany (ot)	L	50-52
Dec. 13	@ Ithaca (ot)	L	63-64
Jan. 13	@ Palm Beach Atl.	W	77-66
Jan. 15	@ Clear. Christ.	W	87-69
Jan. 17	@ Fla. Mem.	L	76-88
Jan. 20	@ Old West.	L	71-74
Jan. 23	@ Plattsburgh	L	49-51
Jan. 24	@ Potsdam	L	32-100
Jan. 27	Hamilton	L	60-88
Jan. 30	@ Oneonta	W	72-61



Jan. 31	@ Purchase	W	96-58
Feb. 4	Cortland	W	73-71
Feb. 6	@ Colgate	L	78-98
Feb. 10	@ Albany	L	46-52
Feb. 14	Potsdam	L	53-74
Feb. 18	Union	L	62-63
Feb. 20	Plattsburgh	W	61-58
Feb. 21	@ Elmira	L	75-81
Feb. 24	Oneonta	L	47-51

1 Binghamton Tip-Off Classic

1981-82 (3-18 overall, 2-8 SUNYAC, 5th East)
Head Coach: John Affleck
Home Court: West Gym

Nov. 20	Baruch[1]	L	78-90
Nov. 21	RIT[1]	L	53-61
Nov. 24	@ Eisenhower	L	68-70
Dec. 2	@ Albany	L	45-56
Dec. 4	Stony Brook	L	61-67
Dec. 5	Elmira	L	55-68
Dec. 9	@ Misericordia	W	67-63
Dec. 12	Potsdam	L	43-69
Jan. 18	@ Hamilton	L	64-108
Jan. 21	@ Union	L	66-80
Jan. 26	@ Oneonta	L	51-63
Jan. 29	Cortland	L	47-59
Jan. 31	@ Plattsburgh	W	73-67
Feb. 3	Albany	L	45-59
Feb. 6	@ Brockport	W	53-51
Feb. 8	Oswego	L	68-69
Feb. 10	Potsdam	L	60-87
Feb. 12	Plattsburgh	L	56-58
Feb. 16	Oneonta (4ot)	L	61-68
Feb. 19	Cortland	L	76-109
Feb. 20	Ithaca	L	50-65

1 Binghamton Tip-Off Classic

1982-83 (9-15 overall, 1-8 SUNYAC, 6th East)
Head Coach: John Affleck
Home Court: West Gym

Nov. 12	Queens, Ont.	W	92-57
Nov. 19	Hobart[1]	W	79-58
Nov. 20	Fredonia[1]	W	86-63
Nov. 30	@ Oswego	L	70-77



Dec. 2	Misericordia	W	88-73
Dec. 4	@ Potsdam	L	54-71
Dec. 8	@ Plattsburgh	L	75-88
Dec. 11	Hamilton	L	70-78
Jan. 7	Fla. Inst. Tech.[2]	W	70-69
Jan. 8	NJ Inst.Tech.[2]	L	72-74
Jan. 11	Florida Bible	W	116-60
Jan. 22	Oneonta	L	61-68
Jan. 25	Albany	W	78-76
Jan. 27	Cortland (ot)	L	78-86
Jan. 29	Rochester	L	65-67
Feb. 1	Albany	L	44-70
Feb. 3	Union	L	53-76
Feb. 5	Brockport	W	71-64
Feb. 8	Ithaca	L	64-86
Feb. 11	Potsdam	L	48-60
Feb. 12	Plattsburgh	L	59-73
Feb. 17	Oneonta	L	48-64
Feb. 19	Elmira	W	65-58
Feb. 24	Cortland	L	79-94

1 Binghamton Tip-Off Classic
2 FIT Tournament

1983-84 (16-10 overall, 5-4 SUNYAC, 4th East) Head Coach: Dave Archer Home Court: West Gym

Nov. 18	Misericordia[1]	W	76-63
Nov. 19	Upsala[1]	L	52-55
Nov. 22	Utica/Rome	W	74-68
Nov. 29	Oswego	W	85-73
Dec. 2	Geneseo[2] (ot)	W	83-77
Dec. 3	Fredonia[2]	W	68-62
Dec. 5	@ Oneonta	L	51-67
Dec. 9	Plattsburgh	W	76-74
Dec. 10	Potsdam (ot)	L	60-61
Jan. 14	Stony Brook	W	72-64
Jan. 19	Albany (OT)	L	60-62
Jan. 21	Hamilton[3]	L	62-63
Jan. 22	N. Adams St.[3]	W	72-55
Jan. 25	@ Cortland	W	69-65
Jan. 27	Rochester	L	66-83
Jan. 28	Roberts Wesl.	W	100-75
Jan. 31	@ Union	L	59-74
Feb. 4	@ Albany	W	65-55
Feb. 6	Ithaca (2ot)	W	79-77
Feb. 11	@ Plattsburgh	W	65-58
Feb. 12	@ Potsdam	L	66-72
Feb. 15	Cortland	W	93-70
Feb. 18	@ Elmira	L	64-68
Feb. 21	Oneonta	W	85-73
Feb. 24	Albany[4]	W	46-44
Feb. 25	Hamilton[4]	L	58-61

1 Binghamton Tip-Off Classic
2 Fredonia Tournament
3 Hamilton Tournament
4 ECAC Tournament

1984-85 (14-11 overall, 5-5 SUNYAC, 3rd East) Head Coach: Dave Archer Home Court: West Gym

Nov. 16	Old Westbury[1]	L	65-66
Nov. 17	Purchase[1]	W	87-74
Nov. 20	@ Utica/Rome	L	67-81
Nov. 27	@ Oswego	L	65-72
Dec. 1	Union	W	83-63
Dec. 5	@ Oneonta	W	86-70
Dec. 6	Hamilton	W	88-78
Dec. 8	Misericordia	W	87-74
Dec. 11	@ USMMA	W	66-62
Dec. 12	@ Stony Brook	L	65-76
Jan. 18	Potsdam	L	61-63
Jan. 19	Plattsburgh	W	75-63
Jan. 23	Albany	L	61-62
Jan. 25	@ Rochester	L	70-77
Jan. 26	@ Rob. Wesl.	W	77-66
Jan. 30	Oneonta (ot)	W	64-56
Feb. 2	@ Cortland (ot)	L	86-90
Feb. 5	@ Ithaca	W	90-76
Feb. 8	@ Potsdam	L	58-105
Feb. 9	@ Plattsburgh	W	49-48
Feb. 13	@ Albany	L	66-88
Feb. 16	Cortland	W	69-66
Feb. 18	@ Hartwick	W	44-41
Feb. 20	Elmira	W	65-61
Mar. 1	Union	L	64-79

1 Binghamton Tip-Off Classic

1985-86 (14-14 overall, 5-7 SUNYAC, 3rd East) Head Coach: Dave Archer Home Court: West Gym

Nov. 22	Purchase[1]	W	92-46
Nov. 23	Stony Brook[1] (ot)	L	80-81
Nov. 26	Oswego	W	72-61
Dec. 2	@ Hartwick	L	69-84
Dec. 4	@ Oneonta	W	84-73
Dec. 6	Union[2]	L	71-72
Dec. 7	Clarkson[2]	W	92-78
Jan. 3	@ Army	L	52-81
Jan. 5	USMMA	W	91-72
Jan. 11	@ Hamilton	L	66-85
Jan. 17	@ Potsdam	L	51-91
Jan. 18	@ Plattsburgh	L	71-72
Jan. 22	Albany	L	65-69
Jan. 24	Old Westbury	W	81-72
Jan. 25	Cortland	W	100-80
Jan. 29	Oneonta	W	68-58
Feb. 1	@ New Paltz	W	96-88
Feb. 4	Ithaca	W	84-77
Feb. 7	Potsdam	L	51-71
Feb. 8	Plattsburgh	W	90-71
Feb. 10	New Paltz	L	85-87
Feb. 12	Albany	L	75-79
Feb. 15	Cortland	L	67-69
Feb. 18	Union	W	70-67
Feb. 24	Elmira	L	62-66
Mar. 1	Hartwick	W	81-71
Mar. 5	Albany	W	62-61
Mar. 8	Hamilton	L	85-87

1 Binghamton Tip-Off Classic
2 Nazareth Tournament

1986-87 (10-15 overall, 4-8 SUNYAC, 5th East) Head Coach: Dave Archer Home Court: West Gym

Nov. 21	Utica[1] (ot)	W	95-94
Nov. 22	Alfred[1]	L	73-76
Nov. 25	@ Oswego	W	82-81
Dec. 1	Hartwick	W	68-65
Dec. 3	Oneonta	L	57-58
Dec. 6	@ New Paltz	W	91-81
Dec. 9	Albany	L	77-87
Dec. 19	Scranton	L	74-80
Dec. 20	Bloomsburg	W	92-77
Jan. 16	Potsdam	L	73-97
Jan. 17	@ Plattsburgh	L	94-110
Jan. 24	@ Cortland	W	110-97
Jan. 27	@ Rochester	L	61-75
Jan. 28	@ Utica	L	78-92
Jan. 30	New Paltz	W	104-91
Feb. 3	@ Ithaca	W	64-58
Feb. 6	Potsdam	L	66-69
Feb. 7	Plattsburgh	L	89-110
Feb. 10	@ Albany	L	85-96
Feb. 13	@ Old Westbury	L	69-72
Feb. 14	Cortland	W	91-77
Feb. 16	Union	L	73-84
Feb. 18	Hamilton	L	64-74
Feb. 21	@ Oneonta	L	55-67
Feb. 23	Elmira	W	85-84

1 Binghamton Tip-Off Classic

1987-1988 (9-17 overall, 5-5 SUNYAC, 4th East) Head Coach: Dave Archer Home Court: West Gym

Nov. 20	Purchase[1]	W	94-64
Nov. 21	Oswego[1]	L	80-92
Nov. 23	@ Rollins	L	81-127
Nov. 24	@ Florida Southern	L	71-105
Dec. 2	@ Oneonta (ot)	W	95-90
Dec. 5	@ New Paltz	W	97-96
Dec. 8	@ Hamilton	L	71-92
Dec. 9	@ Army	L	80-105
Dec. 12	@ Elmira	L	86-103
Dec. 16	Plattsburgh	L	80-88
Dec. 17	Potsdam	L	83-91
Dec. 19	New Paltz	W	97-75



Dec. 21	@ Union	L	74-77
Dec. 23	Cortland	W	74-66
Dec. 26	@ Oneonta	L	61-62
Dec. 30	@ Albany	W	86-81
Feb. 2	Ithaca	L	74-82
Feb. 6	@ Plattsburgh	L	96-99
Feb. 7	@ Potsdam	L	82-89
Feb. 10	@ Cortland	W	91-82
Feb. 13	Albany	L	79-82
Feb. 14	Nazareth	L	80-94
Feb. 16	@ Hartwick	L	69-96
Feb. 18	Keuka	W	81-75
Feb. 20	Old Westbury	W	93-68
Feb. 23	@ Potsdam	L	70-80

1 Binghamton Tip-Off Classic

1988-89 (7-18 overall, 3-7 SUNYAC, 6th East)
Head Coach: Dave Archer
Home Court: West Gym

Nov. 18	Glassboro[1]	L	73-86
Nov. 19	Fredonia[1]	W	71-63
Nov. 22	@ Utica/Rome	L	67-83
Nov. 30	@ Oneonta	L	65-72
Dec. 3	@ New Paltz	L	69-75
Dec. 6	Hamilton (ot)	L	83-84
Dec. 7	@ Cornell	L	78-96
Dec. 10	Elmira	W	74-73
Dec. 13	@ Potsdam	L	64-106
Dec. 14	@ Plattsburgh	L	82-92
Dec. 17	New Paltz	W	74-71
Dec. 19	Union	L	74-92
Dec. 21	@ Cortland (ot)	W	90-86
Dec. 24	Oneonta	L	50-70
Dec. 27	Geneseo	L	73-101
Dec. 28	Albany	W	78-75
Dec. 31	@ Ithaca	L	76-91



Feb. 3	Potsdam	L	58-76
Feb. 4	Plattsburgh	W	80-74
Feb. 8	Cortland	L	76-90
Feb. 10	@ John Jay	W	92-81
Feb. 11	@ Old Westbury	L	73-84
Feb. 14	Hartwick	L	86-95
Feb. 17	@ Nazareth	L	70-90
Feb. 18	@ Geneseo	L	80-97

1 Binghamton Tip-Off Classic

1989-1990 (8-17 overall, 6-9 SUNYAC, 5th East)
Head Coach: Dave Archer
Home Court: West Gym

Nov. 17	Houghton[1]	L	79-81
Nov. 18	Green Mountain.[1]	W	79-77
Nov. 24	@ Cornell	L	50-89
Nov. 27	@ Hamilton	L	87-96
Nov. 29	Cortland	W	75-72
Dec. 2	@ Albany	L	75-90
Dec. 5	Oneonta	W	56-55
Dec. 6	Utica/Rome	L	68-72
Dec. 9	Ithaca	L	55-80
Jan. 8	Utica	L	88-105
Jan. 12	@ Potsdam	L	46-90
Jan. 13	@ Plattsburgh	L	54-57
Jan. 16	New Paltz	W	67-64
Jan. 18	@ Hartwick	L	72-82
Jan. 20	Old Westbury	W	69-58
Jan. 23	Oswego	W	89-84
Jan. 30	@ Cortland	L	86-112
Feb. 2	@ Geneseo	L	87-91
Feb. 3	@ Brockport	W	76-72
Feb. 6	@ Oneonta	L	69-77
Feb. 9	Potsdam	L	67-80
Feb. 10	@Plattsburgh	W	75-71
Feb. 13	New Paltz	L	62-64
Feb. 16	Fredonia	L	87-105
Feb. 17	Buffalo State	L	58-71

1 Binghamton Tip-Off Classic

1990-1991 (9-16 overall, 5-10 SUNYAC, 5th East)
Head Coach: Dave Archer
Home Court: West Gym

Nov. 16	Mt. St. Mary[1]	W	104-82
Nov. 17	Old Westbury[1]	W	73-71
Nov. 26	Hamilton	L	65-88
Nov. 28	@ Cortland	L	76-84
Dec. 1	Albany	L	69-78
Dec. 4	@ Oneonta	L	68-73
Dec. 8	@ Ithaca	L	90-108
Dec. 15	@ Cornell	L	63-103
Jan. 9	@ Utica	L	64-77
Jan. 12	Plattsburgh	W	90-69
Jan. 13	Potsdam	L	60-72
Jan. 15	@ New Paltz	W	75-62
Jan. 19	Hartwick (ot)	L	72-75
Jan. 22	@ Oswego	W	91-70
Jan. 25	@ Old Westbury	W	67-64
Jan. 26	@ Hunter	W	110-94
Jan. 29	Cortland	L	81-98
Feb. 1	Geneseo	L	66-71
Feb. 2	Brockport	W	96-67
Feb. 5	Oneonta	L	69-88
Feb. 8	@ Potsdam	L	75-82
Feb. 9	@ Plattsburgh	L	85-89
Feb. 12	New Paltz	W	89-75
Feb. 15	@ Fredonia	L	74-78
Feb. 16	Buffalo State	L	74-102

1 Binghamton Tip-Off Classic



1991-1992 (19-7 overall, 13-2 SUNYAC, 1st East)
Head Coach: Dick Baldwin
Home Court: West Gym

Nov. 22	Southern Vermont[1]	W	90-81
Nov. 23	Fredonia[1]	L	66-67
Nov. 26	@ Albany	L	77-83
Dec. 1	@ NYU	L	65-78
Dec. 4	Cortland	L	76-86
Dec. 7	@ Hamilton	L	79-91
Dec. 10	Oneonta	W	81-68
Jan. 10	Ithaca	W	58-50
Jan. 14	@ Hartwick	W	63-58
Jan. 17	@ Plattsburgh	W	68-57
Jan. 18	@ Potsdam	L	68-71
Jan. 21	New Paltz	W	81-57
Jan. 24	St. John Fisher	W	72-53
Jan. 25	Stony Brook	W	84-59
Jan. 28	Oswego	W	87-72
Jan. 31	Old Westbury	W	83-50
Feb. 4	@ Cortland	W	59-56
Feb. 7	@ Brockport	W	87-76
Feb. 8	@ Geneseo	W	75-61
Feb. 11	@ Oneonta	W	98-63
Feb. 14	Plattsburgh	W	91-64
Feb. 15	Potsdam	W	70-63
Feb. 18	@ New Paltz	W	61-54
Feb. 21	Buffalo State	W	62-53
Feb. 22	Fredonia	W	73-69
Feb. 28	Fredonia[2]	L	61-76

1 Binghamton Tip-Off Classic
2 SUNYAC Tournament

1992-1993 (19-9 overall, 11-5 SUNYAC, 1st East)
Head Coach: Dick Baldwin
Home Court: West Gym

Nov. 20	Misericordia[1]	W	81-68
Nov. 21	Manhattanville[1]	W	82-62
Nov. 24	Albany	W	61-55
Nov. 30	Hamilton	W	107-95
Dec. 4	@ Brockport	W	73-58
Dec. 5	@ Fredonia (ot)	L	56-61
Dec. 8	New Paltz	W	71-67
Dec. 12	Plattsburgh	W	83-69

Jan. 8	Widener[2]	W	67-65
Jan. 9	Stony Brook[2]	W	50-49
Jan. 15	Utica/Rome	W	77-62
Jan. 16	@ Oswego	W	85-60
Jan. 19	@ Cortland	W	79-70
Jan. 22	Elmira	L	78-87
Jan. 26	Oneonta (ot)	L	71-78
Jan. 30	Buffalo State (2ot)	L	79-85
Feb. 2	Potsdam	W	74-57
Feb. 5	@ Potsdam	W	63-62
Feb. 6	@ Plattsburgh	W	80-77
Feb. 9	Cortland	W	64-60
Feb. 11	@ St. John Fisher	L	64-75
Feb. 13	Geneseo	L	77-88
Feb. 18	@ Oneonta	W	67-63
Feb. 19	@ New Paltz (ot)	L	65-67
Feb. 25	Brockport[3]	W	70-48
Feb. 26	Buffalo State[3]	W	56-55
Feb. 27	Fredonia[3]	L	54-57
Mar. 3	Elmira[4]	L	89-92

1 Binghamton Tip-Off Classic
2 Stony Brook Tournament
3 SUNYAC Tournament
4 ECAC Tournament

1993-1994 (23-7 overall, 13-3 SUNYAC, 1st East)
Head Coach: Dick Baldwin
Home Court: West Gym

Nov. 19	Johnson State[1]	W	96-72
Nov. 20	Plattsburgh[1]	W	86-65
Nov. 23	@ Albany	W	78-61
Nov. 29	@ Hamilton (ot)	W	76-71
Dec. 3	Brockport	W	72-60
Dec. 4	Fredonia	W	61-56
Dec. 7	@ New Paltz	W	80-70
Dec. 10	@ Potsdam	W	77-58
Dec. 11	@ Plattsburgh	W	82-59
Jan. 8	@ Ithaca	L	70-85
Jan. 11	Hartwick	W	79-58
Jan. 14	@ Utica/Rome	W	92-69
Jan. 15	Oswego	W	91-57
Jan. 18	Cortland (ot)	L	75-82
Jan. 20	@ Elmira	L	78-81
Jan. 22	St. John Fisher	W	78-74
Jan. 25	@ Oneonta	W	80-65
Jan. 29	@ Buffalo State	L	58-64
Feb. 4	Potsdam	W	66-62



Feb. 5	Plattsburgh	W	58-52
Feb. 8	@ Cortland	W	70-68
Feb. 12	@ Geneseo	L	70-85
Feb. 15	Oneonta	W	92-84
Feb. 19	New Paltz	W	83-70
Feb. 24	Fredonia[2]	W	65-57
Feb. 25	Geneseo[2]	W	71-70
Feb. 26	Brockport[2]	L	78-86
Mar. 2	Skidmore[3]	W	90-72
Mar. 4	Hamilton[3] (2ot)	W	81-78
Mar. 6	Elmira[3]	L	69-80

1 Plattsburgh Cardinal Classic
2 SUNYAC Tournament
3 ECAC Tournament

1994-1995 (11-13 overall, 8-8 SUNYAC, T-4th East)
Head Coach: Dick Baldwin
Home Court: West Gym

Nov. 18	Practical Bible[1]	W	104-48
Nov. 19	Springfield[1]	L	59-90
Nov. 22	Albany	L	60-76
Nov. 29	Hamilton (3ot)	L	98-106
Dec. 2	Geneseo	L	43-55
Dec. 3	@ Fredonia	W	59-58
Dec. 6	New Platz	W	66-53
Dec. 7	Ithaca	L	56-66
Dec. 10	@ Scranton	W	59-54
Jan. 10	Oneonta	L	56-58
Jan. 12	@ Hartwick	L	56-68
Jan. 14	@ Oswego	W	77-66
Jan. 17	@ Cortland	L	48-51
Jan. 19	Elmira	W	68-66
Jan. 24	Utica/Rome	W	61-56
Jan. 28	Buffalo State	L	47-53
Jan. 31	Cortland (ot)	W	79-66
Feb. 3	@ Plattsburgh	W	69-63
Feb. 4	@ Potsdam (ot)	W	66-63
Feb. 7	@ New Paltz	L	69-83
Feb. 11	@ Brockport	L	63-67
Feb. 14	@ Oneonta	L	59-70
Feb. 17	Potsdam (ot)	W	78-64
Feb. 18	Plattsburgh	L	66-67

1 Binghamton Tip-Off Classic

1995-96 (10-15 overall, 8-8 SUNYAC, T-3rd East)
Head Coach: Dick Baldwin
Home Court: West Gym

Nov. 17	Castleton State[1]	L	47-73
Nov. 18	Hilbert[1]	W	87-58
Nov. 27	Scranton	L	56-63
Dec. 1	Brockport	L	63-71
Dec. 2	Fredonia	W	53-51
Dec. 5	@ New Paltz (ot)	W	68-64
Dec. 8	Keuka[2]	L	60-73
Dec. 9	Hilbert[2]	W	65-45
Jan. 9	Hartwick	L	66-76
Jan. 10	Haverford	L	69-77
Jan. 12	@ Utica/Rome	W	67-58
Jan. 13	Oswego	W	86-75
Jan. 16	Cortland	L	61-64
Jan. 23	@ Oneonta	L	47-62
Jan. 27	@ Buffalo State	L	53-80
Jan. 30	New Paltz	W	57-56
Feb. 2	Potsdam	L	55-74
Feb. 3	Plattsburgh	W	80-61
Feb. 6	@ Cortland	L	65-72
Feb. 8	@ Ithaca	L	59-64
Feb. 10	@ Geneseo	L	60-63
Feb. 13	Oneonta	W	69-49
Feb. 16	@ Potsdam	W	91-70
Feb. 17	@ Plattsburgh	L	60-74
Feb. 22	Buffalo State[3]	L	48-68



1 Binghamton Tip-Off Classic
2 Nazareth Tournament
3 SUNYAC Tournament

1996-97 (8-17 overall, 6-10 SUNYAC, T-4th East)
Head Coach: Jim Norris
Home Court: West Gym

Nov. 22	Green Mountain[1]	L	58-71
Nov. 23	Jersey City State[1]	L	63-81
Nov. 26	@ Scranton	L	77-101
Dec. 3	@ New Paltz (ot)	L	66-71
Dec. 6	Geneseo	L	55-59
Dec. 7	Buffalo State	L	53-69
Dec. 13	Ithaca	L	57-66
Jan. 3	Delaware Valley[2]	W	71-59
Jan.4	Elmira[2]	W	76-72
Jan.9	@ Hartwick	L	64-75
Jan. 11	@ Elmira	L	56-58
Jan. 14	Oneonta	W	84-64
Jan. 18	@ Oswego	L	49-50
Jan. 21	@ Cortland	L	53-78
Jan. 25	Cortland	W	75-66
Jan. 28	Utica/Rome	L	62-76
Feb. 1	@ Fredonia	W	71-69
Feb. 7	@ Potsdam	L	53-77
Feb. 8	@ Plattsburgh (3ot)	L	81-83
Feb. 11	New Paltz	W	91-70
Feb. 15	@ Brockport	L	60-93
Feb. 18	@ Oneonta	W	82-80
Feb. 21	Plattsburgh	W	73-56
Feb. 22	Potsdam	L	78-89
Feb. 27	Buffalo State[3]	L	55-85

1 Binghamton Tip-Off Classic
2 Elmira Holiday Classic
3 SUNYAC Tournament

1997-98 (17-10) (Independent)
Head Coach: Jim Norris
Home Court: West Gym

Nov. 21	Medgar Evers[1]	W	92-67
Nov. 22	Pitt-Bradford[1]	L	71-78
Nov. 25	Scranton	L	81-84
Dec. 3	@ Hartwick	W	79-73
Dec. 6	@ St. Thomas Aquinas	L	54-74
Dec. 9	@ Le Moyne	L	64-103

Dec. 13	Oswego	W	84-62
Jan. 3	Robert Stockon[2] (ot)	W	91-87
Jan. 4	Lebanon Valley[2]	L	62-94
Jan. 8	Hartwick	W	71-61
Jan. 10	Cazenovia[3]	W	84-72
Jan. 11	Penn St.-Behrend[3]	W	59-48
Jan. 17	Keuka	W	83-77
Jan. 20	@ Ithaca (ot)	L	90-95
Jan. 24	St. John Fisher[4]	L	91-94
Jan. 25	Purchase[4]	W	91-66
Jan. 27	@ Keuka	W	79-78
Jan. 31	@ Brandeis	L	73-80
Feb. 1	@ Suffolk	W	74-64
Feb. 7	St. Thomas Aquinas	W	62-59
Feb. 10	Practical Bible	W	93-61
Feb. 12	Potsdam	W	63-54
Feb. 14	Mansfield	L	83-85
Feb. 21	Old Westbury	W	85-63
Mar. 4	Cortland[5]	W	78-74
Mar. 7	Oswego[5]	W	76-74
Mar. 8	@ Plattsburgh[5]	L	77-87

1 Binghamton Tip-Off Classic
2 Lebanon Valley Tournament
3 PSU Behrend Tournament
4 Manhattanville Classic
5 ECAC Tournament

1998-99 (13-14 overall, 8-10 NECC, 8th)
Head Coach: Jim Norris
Home Court: West Gym

Nov. 17	Practical Bible	W	98-72
Nov. 20	Glenville State	W	82-76
Nov. 21	@ Mansfield	L	87-98
Nov. 24	Le Moyne	L	71-81
Dec. 1	@ Stony Brook	L	56-67
Dec. 4	Ithaca	W	78-71
Dec. 5	New Hampshire Coll.	L	76-92
Dec. 9	Sacred Heart	W	81-69
Dec. 12	Pitt-Bradford	W	88-86
Jan. 6	Bridgeport	W	74-73
Jan. 9	@ Franklin Pierce	L	58-60
Jan. 11	@ UMass Lowell	L	61-80
Jan. 16	So. Conn. State	L	75-79
Jan. 18	Franklin Pierce	W	65-60
Jan. 20	@ Sacred Heart	L	58-86
Jan. 23	@ New Hamp. Coll.	L	69-87
Jan. 27	@ Albany	L	57-67
Jan. 30	UMass Lowell	W	78-40
Feb. 1	New Haven	W	65-59
Feb. 3	Stony Brook	W	72-70
Feb. 6	@ New Haven	W	79-78
Feb. 7	@ So. Conn. State	L	74-83
Feb. 10	@ Bridgeport	L	88-91
Feb. 13	@ Green Mountain	W	75-72
Feb. 15	@ Scranton	L	71-86
Feb. 17	Albany	W	72-70
Feb. 20	@ UMass Lowell[1]	L	63-65

1 NECC Tournament

1999-00 (14-12 overall, 8-8 NECC, 5th)
Head Coach: Jim Norris
Home Court: West Gym

Nov. 19	@ Florida Tech	L	75-97
Nov. 20	@ Rollins	L	64-73
Nov. 23	Le Moyne	W	78-69
Dec. 4	New Hampshire Coll.	L	86-89
Dec. 8	@ Felician	W	68-65
Dec. 11	Houghton	W	96-72
Jan. 4	Pitt-Bradford	W	75-56
Jan. 6	Franklin Pierce	L	57-75
Jan. 8	@ So. Conn. State	L	62-79
Jan. 9	@ Bridgeport	W	95-69
Jan. 12	Bridgeport	W	105-60
Jan. 15	@ Teikyo Post	W	88-84
Jan. 18	New Haven	W	80-67
Jan. 22	@New Hampshire Coll.	L	55-82
Jan. 27	Green Mtn.	W	77-74
Jan. 29	Teikyo Post	W	84-71
Feb. 1	@ Ithaca	L	72-73
Feb. 3	@ Le Moyne	L	78-85
Feb. 5	@ Frank. Pierce	L	54-71
Feb. 9	Felician	W	92-50
Feb. 12	@ UMass Lowell	L	62-66
Feb. 17	Scranton	W	84-62
Feb. 19	So. Conn. St.	L	75-78
Feb. 21	E. Stroudsburg	W	86-73
Feb. 23	@ New Haven (ot)	W	88-80
Feb. 26	UMass Lowell	L	57-78

2000-01 (14-14) (Independent)
Head Coach: Al Walker
Home Court: West Gym

Nov. 18	Le Moyne[1]	W	91-70
Nov. 19	@ Bryant[1]	L	50-61
Nov. 21	Houghton	W	94-49
Nov. 28	@ Quinnipiac	L	63-75
Dec. 2	@ Colgate	L	54-56
Dec. 5	Pitt-Bradford	W	66-65
Dec. 8	Bloomfield[2]	W	81-45
Dec. 9	Bloomsburg[2]	L	63-78
Dec. 21	@ Florida State	L	57-79
Dec. 28	Lock Haven[3]	W	70-67
Dec. 29	Stonehill[3]	W	59-51
Dec. 30	St. Rose[3]	L	85-95
Jan. 3	Scranton	W	67-64
Jan. 5	Dowling	L	66-71
Jan. 7	@ Columbia	L	37-62
Jan. 10	Army	W	72-55
Jan. 13	Stony Brook	L	62-81
Jan. 17	Millersville	W	76-75
Jan. 20	@ Kutztown	W	69-67
Jan. 29	Bryant (OT)	L	81-89
Jan. 31	Green Mountain	W	83-61
Feb. 3	New Haven	L	67-73
Feb. 7	@ Millersville (ot)	W	70-62
Feb. 13	Green Mountain	W	97-39
Feb. 17	Kutztown	W	85-57
Feb. 22	@ Providence	L	58-119
Feb. 24	@ Stony Brook	L	56-66



Feb. 27	@ Oral Roberts	L	63-71

1 Bryant Tournament
2 Bloomsburg Tournament
3 St. Rose Capital Key Classic

2001-02 (9-19 overall, 6-10 America East, 6th)
Head Coach: Al Walker
Home Court: West Gym

Nov. 16	Dartmouth	W	49-46
Nov. 18	@ Syracuse	L	56-103
Nov. 23	[1]@ George Washington	L	52-69
Nov. 24	[1]Stony Brook	W	53-51
Nov. 27	Oral Roberts	L	54-70
Nov. 30	[2]Austin Peay	L	51-54
Dec. 1	[2]Elon	L	70-77
Dec. 8	@ Army	W	69-57
Dec. 16	@ North Carolina	L	60-61
Dec. 29	*@ Stony Brook	W	60-52
Jan. 2	*Hartford	L	66-68
Jan. 4	Quinnipiac	L	65-89
Jan. 7	*@ Albany	W	69-61
Jan. 10	*@ Boston University	L	50-62
Jan. 12	*@ Northeastern	W	94-76
Jan. 15	*Stony Brook	L	62-66
Jan. 20	*Maine	L	60-83
Jan. 24	*Northeastern	W	81-64
Jan. 26	*Boston University	L	53-55
Jan. 28	Colgate	L	58-62
Jan. 31	*@ Maine	L	69-80
Feb. 2	*@ New Hampshire	L	69-79
Feb. 5	*Albany	W	75-56
Feb. 8	*Vermont	L	80-83
Feb. 13	*@ Vermont	L	71-86
Feb. 17	*@ Hartford	L	63-88
Feb. 21	@ St. Francis (N.Y.)	L	67-71
Feb. 24	*New Hampshire	W	85-67

1 George Washington Classic
2 Ball State First Merchants Classic
* America East Conference Game

2002-03 (14-13 overall, 9-7 America East, 4th)
Head Coach: Al Walker
Home Court: West Gym

Nov. 20	Lafayette	W	77-68
Nov. 26	Columbia	W	70-42
Nov. 29	@ LIU	W	75-66
Dec. 3	@ Dartmouth	L	61-67
Dec. 6	Denver[1]	W	74-69
Dec. 7	@ Iowa State[1]	L	56-86
Dec. 14	@ Syracuse	L	58-94
Dec. 27	@ Villanova	L	53-68
Dec. 30	George Washington	L	64-68
Jan. 2	*@ New Hampshire	W	80-50
Jan. 4	*@ Boston Univ. (OT)	L	65-70
Jan. 7	St. Francis	W	74-62
Jan. 11	*Stony Brook	W	64-59
Jan. 15	*Hartford	W	55-52
Jan. 18	*@ Maine	L	64-79
Jan. 21	*Albany	W	86-59
Jan. 26	*New Hampshire	W	82-71
Jan. 29	*@ Northeastern	L	48-59
Feb. 2	*Vermont	W	61-50
Feb. 6	*@ Hartford	L	51-65
Feb. 9	*Boston University	L	82-85
Feb. 12	*@ Vermont	L	54-74
Feb. 15	*Maine	W	63-62
Feb. 20	*@ Albany	W	76-59
Feb. 23	*Northeastern	W	66-54
Feb. 26	*@ Stony Brook	L	70-77
Mar. 1	@ Texas-Corpus Christi	L	68-72

1 Iowa State Cyclone Challenge
* America East Conference Game

2003-04 (14-16 overall, 10-8 America East, 5th)
Head Coach: Al Walker
Home Court: West Gym/Events Center

Nov. 21	+St. Mary's (Calif.)	L	58-76
Nov. 22	+Idaho State	L	62-78
Nov. 23	+VMI	W	72-63
Nov. 29	~Loyola Marymount	L	56-67
Nov. 30	~Charleston Southern	W	38-34
Dec. 5	LIU	W	66-52
Dec. 7	@ Lafayette	L	72-77
Dec. 13	@ Syracuse	L	54-75
Dec. 17	@ St. Francis (N.Y.)	W	61-53
Dec. 29	@ Kansas	L	46-78
Jan. 2	*Vermont	L	60-67
Jan. 4	Texas-Corpu Christi	L	47-56
Jan. 7	*Maine	W	60-46
Jan. 10	*@ Boston University	L	59-63
Jan. 14	*@ Albany	W	59-53
Jan. 17	*New Hampshire	L	55-57
Jan. 19	*@ Hartford	L	56-60
Jan. 21	*@ Northeastern	W	80-62
Jan. 25	*Stony Brook	W	80-71
Jan. 28	*@ UMBC	W	59-56
Jan. 31	*Hartford	W	75-68
Feb. 5	*@ Vermont	L	51-70
Feb. 8	*@ Maine	L	51-84
Feb. 11	*Albany	W	58-46
Feb. 14	*@ New Hampshire	W	59-53
Feb. 18	*Northeastern	L	57-69
Feb. 22	*@ Stony Brook	W	64-57
Feb. 25	*UMBC	W	57-46
Feb. 29	*Boston University	L	53-69
Mar. 6	$ Maine (ot)	L	77-79

* America East Conference game
\+ Alaska Top of the World Classic
~ Central Connecticut State Mohegan Sun Classic
$ America East quarterfinals in Boston
Note: Jan. 31 vs. Hartord was inaugural game in Events Center

2004-05 (12-17 overall, 8-10 America East, 5th)
Head Coach: Al Walker
Home Court: Events Center

Nov. 15	+Michigan	L	46-59
Nov. 19	#Kent State	L	52-77
Nov. 20	#Sam Houston State	W	57-44
Nov. 27	Hofstra	L	63-76
Nov. 30	St. Francis (NY)	W	71-63
Dec. 3	@ Brown	L	77-79
Dec. 11	@ Syracuse	L	56-86
Dec. 19	*@ Vermont	L	53-83
Dec. 27	$Ohio	L	63-67
Dec. 28	$Colgate	W	65-61
Jan. 2	*@ Northeastern	L	68-75
Jan. 6	*Maine	W	65-52
Jan. 9	*@ Boston University	L	54-69
Jan. 12	*@ Albany	L	62-68
Jan. 16	*New Hampshire	L	60-69
Jan. 19	*Stony Brook	W	72-45
Jan. 22	*@ UMBC	L	59-61
Jan. 27	*Vermont	L	44-71
Jan. 30	*Northeastern	L	59-69
Feb. 2	*Hartford	W	66-38
Feb. 6	*@ Maine	W	67-60
Feb. 9	*Albany	W	67-53
Feb. 13	*@ New Hampshire	W	62-54
Feb. 16	*UMBC	W	61-51
Feb. 19	*@ Stony Brook	L	55-57
Feb. 24	*@ Hartford	L	54-58
Feb. 27	*Boston University	W	65-48
Mar. 5	~Albany	W	76-70
Mar. 6	~Vermont	L	65-76

\+ Preseason NIT
# Blue & Gold Classic
$ Florida Int. Holiday Tournament
~America East Championship in Binghamton
* America East Conference Game

2005-06 (16-13 overall, 12-4 America East, 2nd)
Head Coach: Al Walker
Home Court: Events Center

Nov. 18	Niagara	L	56-71
Nov. 21	@ Mt. St. Mary's	L	53-62
Nov. 23	@ Oklahoma	L	60-88
Nov. 28	Cent. Conn. State	L	66-69
Dec. 1	@ Hofstra	L	55-69
Dec. 3	@ St. Francis (NY)	W	64-56
Dec. 10	Brown	L	61-71
Dec. 17	North Florida	W	71-64
Dec. 20	*@ Albany	L	65-70
Dec. 22	@ Cent. Conn. State	L	68-72
Dec. 29	+Idaho State	W	59-46
Dec. 30	+@ Utah State	L	47-81
Jan. 5	*@ New Hampshire	W	62-49
Jan. 8	*Stony Brook	W	63-54
Jan. 12	*@ Maine	W	71-53
Jan. 15	*@ Boston University	W	48-47
Jan. 19	*@ Hartford	W	57-55
Jan. 25	*Vermont (2ot)	W	61-60
Jan. 28	*Albany	L	51-52
Feb. 2	*@ UMBC	L	74-78
Feb. 5	*Maine	W	84-56
Feb. 8	*New Hampshire	W	57-46
Feb. 11	*@ Stony Brook	W	76-58
Feb. 14	*Boston University	W	74-51
Feb. 18	*Hartford	L	46-52
Feb. 20	*UMBC	W	66-63
Feb. 26	*@ Vermont	W	67-62
Mar. 4	~Maine	W	71-62
Mar. 5	~Vermont	L	59-66

\+ Gossner Food Classic
~America East Championship in Binghamton
* America East Conference Game

2006-07 (13-16 overall, 6-10 America East, 6th)
Head Coach: Al Walker
Home Court: Events Center

Nov. 11	@ LIU	L	59-73
Nov. 16	@ Niagara	W	74-66
Nov. 20	Mt. St. Mary's (Md.)	W	66-59
Nov. 25	Cornell	W	57-56
Nov. 27	@ Colgate	L	70-78
Dec. 2	Rider	L	65-79
Dec. 6	Akron	L	55-90
Dec. 15	LIU	W	91-80
Dec. 18	@ North Florida	W	79-61
Dec. 20	@ University of Miami	W	79-74
Dec. 28	+Pepperdine	L	83-90
Dec. 29	+Alcorn State	W	78-65
Jan. 3	*UMBC	L	71-73
Jan. 6	*Albany	W	83-72
Jan. 9	*@ Stony Brook	L	55-67
Jan. 11	*Boston University	L	49-61
Jan. 13	*@ Maine	L	64-69
Jan. 15	*@ Hartford	W	57-55
Jan. 18	*New Hampshire	L	72-75
Jan. 21	*Vermont	L	61-65
Jan. 28	*@ UMBC	L	48-51
Jan. 31	*Stony Brook	W	66-65
Feb. 3	*@ Albany	L	62-65
Feb. 8	*@ Boston University	L	54-66
Feb. 11	*Maine	W	67-40
Feb. 18	*@ Vermont	L	61-71
Feb. 20	*@ New Hampshire	W	66-37
Feb. 22	*Hartford	W	55-53
Mar. 3	~@ Boston University	L	58-62

\+ Comcast New Mexico Lobo Invitational
~America East Quaterfinals at Boston University
* America East Conference Game

2007-08 (14-16 overall, 9-7 America East, T-4th)
Head Coach: Kevin Broadus
Home Court: Events Center

Nov. 12	@ St. Bonaventure	L	80-97
Nov. 14	Quinnipiac	W	88-75
Nov. 17	@ Chicago State	L	60-81
Nov. 20	Cent. Conn. State (ot)	L	65-88
Nov. 24	@ Akron	L	51-71
Nov. 27	@ Cornell	L	68-73
Dec. 1	@ Rider	L	73-81
Dec. 5	Colgate	L	55-73
Dec. 13	George Washington	W	71-59
Dec. 22	Chicago State	W	75-55
Dec. 28	@ Fordham	L	60-72
Dec. 30	St. Bonaventure	W	64-59
Jan. 3	*@ Vermont	L	60-71
Jan. 6	*Boston University	W	69-49
Jan. 9	*@ Hartford	L	79-80
Jan. 12	*@ Albany	W	71-57
Jan. 15	*Stony Brook	W	67-61
Jan. 19	*UMBC	W	62-59
Jan. 24	*@ New Hampshire	W	67-58
Jan. 27	*@ Maine	W	69-58
Feb. 2	*Hartford	L	62-71
Feb. 6	*Vermont	L	78-83
Feb. 9	*@ UMBC	L	59-63
Feb. 12	*@ Boston Univ.	L	53-79
Feb. 14	*New Hampshire	W	56-54
Feb. 17	*Maine	W	80-55
Feb. 23	@ Manhattan	W	66-56
Feb. 27	*Albany	L	62-74
Mar. 1	*@ Stony Brook	W	49-44
Mar. 8	~ Vermont	L	57-65

~America East Quarterfinals in Binghamton
* America East Conference Game

2008-09 (23-9 overall, 13-3 America East, T-1st)
Head Coach: Kevin Broadus
Home Court: Events Center

Nov. 17	Mansfield	W	80-62
Nov. 19	@ George Washington	L	57-71
Nov. 25	@ Central Conn. St.	L	51-76
Nov. 29	Utah Valley	W	73-66
Dec. 01	@ Quinnipiac	W	74-58
Dec. 06	@ Rutgers	W	66-56
Dec. 09	@ Bucknell	L	60-63
Dec. 20	Manhattan	L	80-86
Dec. 23	Rider	W	69-58
Dec. 27	@ Tulane	W	74-73
Dec. 30	Marist	W	73-71
Jan. 03	*@ Maine	W	70-62
Jan. 05	* Stony Brook	W	67-60
Jan. 08	* Vermont (ot)	W	91-83
Jan. 10	@ Utah Valley	L	70-80
Jan. 14	*@ Albany	L	66-72
Jan. 17	* Boston University	L	64-81
Jan. 19	* Hartford	W	66-59
Jan. 22	*@ New Hampshire	W	60-47
Jan. 28	*@ UMBC	L	78-84
Jan. 31	* Maine	W	83-77
Feb. 04	*@ Vermont	W	85-83
Feb. 07	*@ Stony Brook (ot)	W	63-61
Feb. 09	* Albany	W	88-75
Feb. 14	*@ Boston University	W	60-59
Feb. 18	*@ Hartford	W	62-44
Feb. 22	* New Hamp. (ot)	W	70-69
Feb. 26	* UMBC	W	71-51
Mar. 07	$ vs Hartford	W	73-65
Mar. 08	$ vs New Hampshire	W	72-67
Mar. 14	$ UMBC (champ.)	W	61-51
Mar. 19	+ Duke	L	62-86

* America East Conference Game
$ America East Championship
\+ NCAA First Round, East Regional in Greensboro, N.C.

2009-10 (13-18 overall, 8-8 America East, 5th)
Head Coach: Mark Macon
Home Court: Events Center

Nov. 14	Bloomsburg	W	64-50
Nov. 17	~@ Pittsburgh	L	46-71
Nov. 20	@ St. Bonaventure	L	40-66
Nov. 23	~Duquesne	L	52-70
Nov. 24	~@ Western Carolina	L	44-73
Nov. 25	~Arkansas-Monticello	W	66-56
Nov. 28	@ Rider	L	50-58
Dec. 4	Bucknell	W	64-60
Dec. 7	Marshall	L	55-69
Dec. 12	^@ Drake	L	76-77
Dec. 13	^South Dakota	L	77-89
Dec. 20	@ Marist	W	70-52
Dec. 29	+@ St. Mary's	L	57-85
Dec. 30	+Stephen F. Austin St.	L	43-64
Jan. 2	La Salle	W	66-61
Jan. 7	*@ Albany	W	62-57
Jan. 10	*Maine (ot)	L	61-66
Jan. 12	*Stony Brook	W	64-62
Jan. 14	*Boston University	L	55-63
Jan. 21	*@ Hartford	L	63-64
Jan. 24	* Vermont	W	73-67
Jan. 27	*@ UMBC	W	80-63
Jan. 30	*New Hamp. (ot)	W	76-73
Feb. 3	*Albany	W	78-73
Feb. 6	*@ Maine	L	49-61
Feb. 11	*@ New Hampshire	L	60-67
Feb. 13	*@ Stony Brook	L	61-81
Feb. 17	*@ Boston University	L	51-93
Feb. 21	*UMBC	W	81-61
Feb. 24	*Hartford	W	66-53
Feb. 28	*@ Vermont	L	69-78

~ O'Reilly Auto Parts CBE Classic
(final three games at Cullowhee, N.C.)
^ Drake Challenge +St. Mary's Classic (Calif.)
*America East Conference Games

2010-11 (8-23 overall, 4-12 America East, 8th)
Head Coach: Mark Macon
Home Court: Events Center

Nov. 13	@ Colgate	W	62-60
Nov. 17	@ Bucknell	L	38-66
Nov. 21	St. Bonaventure	L	44-69
Nov. 23	@ Army	L	58-72
Nov. 28	@ Drexel	L	39-79
Nov. 30	Canisius	L	45-55
Dec. 8	Hofstra	L	85-59
Dec. 11	@ Manhattan	W	70-69
Dec. 18	Cornell	W	69-68
Dec. 21	St. Peters	L	56-61
Dec. 28	@ Marshall	L	60-85
Dec. 30	@ Morehead St.	L	74-80
Jan. 2	@ La Salle	L	64-87
Jan. 8	*@ New Hampshire	W	66-61
Jan. 10	*Stony Brook	W	57-50
Jan. 12	*UMBC	W	83-75
Jan. 15	*@Maine	L	51-77
Jan. 17	*Hartford	L	61-72
Jan. 20	*@ Albany	L	37-76
Jan. 23	* Vermont	L	52-70
Jan. 26	*@Boston University	L	66-71
Jan. 29	*Maine	L	74-77
Feb. 3	*@ UMBC	L	79-83
Feb. 5	*New Hampshire	L	59-65
Feb. 13	*@ Vermont	L	51-60
Feb. 16	*@ Hartford	W	77-47
Feb. 20	*Albany	L	54-57
Feb. 24	*Boston University	L	51-53
Feb. 27	*@ Stony Brook	L	42-67
Mar. 3	$ UMBC	W	91-65
Mar. 5	$ Vermont (qtrs.)	L	46-57

*America East Conference Games
$ America East Playoffs

2011-12 (2-29 overall, 1-15 America East, 9th)
Head Coach: Mark Macon
Home Court: Events Center

Nov. 12	Colgate	L	74-78
Nov. 14	@ Cornell	L	61-76
Nov. 18	@ Fordham	L	49-64
Nov. 20	@ St. Peter's	L	43-66
Nov. 27	@ Missouri	L	59-88
Dec. 3	Army	L	50-70
Dec. 6	Bucknell	L	63-77
Dec. 17	@ Hofstra	L	62-82
Dec. 19	Morehead St.	L	45-64
Dec. 22	Drexel	L	44-68
Dec. 28	@ Canisius	L	66-75
Dec. 30	Manhattan	L	51-94
Jan. 2	*Maine	L	61-76
Jan. 5	*Stony Brook	L	54-60
Jan. 8	*@ Boston University	L	49-68
Jan.12	*@ Vermont	L	53-73
Jan. 15	*Hartford	L	57-69
Jan. 19	*@ UMBC	L	58-64
Jan. 22	*New Hampshire	L	49-64
Jan. 25	*@ Albany	L	68-74
Jan.28	*@ Mane	L	59-67
Feb. 1	*@ Stony Brook	L	48-82
Feb. 4	* Boston University	L	53-68
Feb. 12	*@ Hartford	L	60-62
Feb. 15	* UMBC	L	56-70
Feb. 18	^ @ Radfiord	L	59-64
Feb. 21	*Vermont	W	57-53
Feb. 23	*Albany	L	63-74
Feb. 26	*@ New Hampshire	L	49-58
Mar. 1	$ UMBC	W	73-67
Mar. 3	$ Stony Brook (qtrs)	L	69-78

*America East Conference Games
^ Sears Bracketbusters Game
$ America East Playoffs

2012-13 (3-27 overall, 1-15 America East, 9th)
Head Coach: Tommy Dempsey
Home Court: Events Center

Nov. 9	@ Loyola	L	45-71
Nov. 11	Brown	L	49-58
Nov. 14	@ Navy	L	52-75
Nov. 16	@ Army	L	76-85
Nov. 18	St. Peter's	W	62-54
Nov. 24	Marywood	W	76-51
Nov. 28	@ Penn	L	54-65
Dec. 1	Mt. St. Mary's	L	70-71
Dec. 3	Monmouth	L	65-77
Dec. 8	@ Bryant	L	56-78
Dec. 11	@ Michigan	L	39-67
Dec. 28	@ Colgate	L	47-74
Dec. 30	Cornell	L	77-79
Jan. 2	*@ Hartford	L	68-71
Jan. 7	*Albany	L	59-71
Jan. 9	*Stony Brook	L	37-62
Jan.12	*@ Boston University	L	59-83
Jan. 16	*@ Vermont	L	37-61
Jan. 19	*@ Maine	W	57-56
Jan. 26	*New Hampshire	L	45-63
Jan. 30	*UMBC	L	58-61
Feb. 2	*@ Albany	L	46-79
Feb. 6	*Hartford	L	62-76
Feb. 9	* Boston University	L	58-79
Feb. 12	*@ Stony Brook	L	47-73
Feb. 16	*Maine	L	60-64
Feb. 23	*@ New Hampshire	L	56-68
Feb. 28	*Vermont	L	61-78
Mar. 3	*@ UMBC	L	49-59
Mar. 9	$ Stony Brook (qtrs.)	L	49-72

*America East Conference Games
$ America East Playoffs

2013-14 (7-23 overall, 4-12 America East, T-7th)
Head Coach: Tommy Dempsey
Home Court: Events Center

Nov. 8	@Loyola	L	74-79
Nov. 10	@ Brown	L	57-74
Nov. 13	@ Cornell	W	89-79
Nov. 16	Navy	L	50-68
Nov. 23	Radford	L	63-69
Nov. 26	@ St. Peter's	L	57-70
Dec. 1	Colgate	L	64-93
Dec. 4	@ Mt. St. Mary's	W	74-70
Dec. 7	@ No. 4 Syracuse	L	65-93
Dec. 14	@ Monmouth	L	46-74
Dec. 23	@ Buffalo	L	57-87
Dec. 31	@ St. Joseph's	L	44-71
Jan. 5	*@ Maine	L	66-82
Jan. 9	*New Hampshire	W	67-38
Jan. 11	*UMass Lowell	L	59-71
Jan. 15	*@ Stony Brook	L	47-67
Jan. 20	*@ Albany	L	60-66
Jan. 23	*Hartford	L	54-56
Jan. 26	*@ Vermont	L	39-72
Jan. 29	*UMBC	L	61-73
Feb. 1	*@ UMass Lowell	L	55-62
Feb. 4	*Stony Brook	L	53-58
Feb. 8	*Maine	W	73-58
Feb. 12	*@ New Hamp. (ot)	W	72-71
Feb. 19	*Albany	L	48-57
Feb. 22	*@ UMBC	W	72-70
Feb. 27	*@ Hartford (ot)	L	83-89
Mar. 2	*Vermont (ot)	L	89-92
Mar. 8	$Hartford (qtrs)	L	42-69

*America East Conference Games
$ America East Playoffs

2014-2015 (6-26 overall, 5-11 America East, 7th)
Head Coach: Tommy Dempsey
Home Court: Events Center

Nov. 14	@ Notre Dame	L	39-82
Nov. 17	@ Providence	L	45-66
Nov. 19	Hartwick	W	82-51
Nov. 22	vs. Manhattan	L	63-78
Nov. 23	vs. Navy	L	68-70
Nov. 25	@ Army	L	54-80
Nov. 29	Cornell	L	54-68
Dec. 3	@Boston U	L	65-77
Dec. 6	PENN	L	70-79
Dec. 8	Caldwell	L	52-63
Dec. 11	@Colgate	L	44-65
Dec. 14	@ Boston C	L	49-63
Dec. 20	St. Bonaventure	L	51-69
Dec. 22	@ Mt. St. Mary's	L	68-69
Dec. 30	Buffalo	L	50-76
Jan. 2	*@ UMass Lowell	L	40-50
Jan. 7	*@ Hartford	L	59-69
Jan. 10	*Maine	W	65-46
Jan. 14	*@ Albany	L	58-73
Jan. 17	* New Hamp. (ot)	L	66-73
Jan. 19	*@ Vermont	L	44-64
Jan. 25	* Stony Brook	L	54-61
Jan. 28	*@ UMBC	W	68-56
Jan. 31	* UMass Lowell	W	76-69
Feb. 3	* Hartford	L	61-62
Feb. 7	*@ Maine	L	64-67
Feb. 10	* Albany	L	46-62
Feb. 14	*@ New Hamp.	L	48-66
Feb. 18	*Vermont	W	57-55
Feb. 21	*@ Stony Brook	L	52-64
Feb. 28	*UMBC	W	76-69
Mar. 4	*@ Stony Brook (qtrs)	L	57-62

Opponent	W-L	Streak	First Game	Last Win	Last Loss
Akron	0-2	L2	2006-07	—	2007-08
Albany	31-65	L10	1948-49	2009-10	2014-15
Albany Pharmacy	0-1	L1	1953-54	—	1953-54
Alcorn State	1-0	W1	2006-07	2006-07	—
Alfred	7-12	L2	1957-58	1977-78	1986-87
Arkansas-Monticello	1-0	W1	2009-10	2009-10	—
Army	**2-6**	**L4**	**1985-86**	**2001-02**	**2014-15**
Austin Peay	0-1	L1	2001-02	—	2001-02
Baruch	3-1	L1	1973-74	1979-80	1981-82
Bloomfield	1-0	W1	2000-01	2000-01	—
Bloomsburg	2-5	L1	1950-51	2009-10	2000-01
Boston College	0-1	L1	2014-15	—	2014-15
Boston University	**5-21**	**L7**	**2001-02**	**2008-09**	**2014-15**
Brandeis	0-1	L1	1997-98	—	1997-98
Bridgeport	3-1	W2	1998-99	1999-00	1998-99
Brockport	8-9	L4	1974-75	1993-94	1996-97
Brooklyn	0-2	L2	1977-78	—	1978-79
Brown	0-4	L4	2004-05	—	2012-13
Bryant	1-3	W1	2000-01	2013-14	2012-13
Bucknell	1-3	L2	2008-09	2009-10	2011-12
Univ. Buffalo	**1-5**	**L2**	**1968-69**	**1980-81**	**2014-15**
Buffalo State	2-10	L6	1974-75	1993-94	1996-97
Caldwell	0-1	L1	2014-15	—	2014-15
Canisius	0-2	L2	2010-11	—	2011-12
Castleton State	0-1	L1	1995-96	—	1995-96
Cazenovia	1-0	W1	1997-98	1997-98	—
Central Conn. St.	**0-4**	**L4**	**2005-06**	**—**	**2008-09**
Champlain	0-3	L3	1950-51	—	1952-53
Charleston Southern	1-0	W1	2003-04	2003-04	—
Chicago State	1-1	W1	2007-08	2007-08	2007-08
Clarkson	1-0	W1	1985-86	1985-86	—
Clearwater Christian	1-0	W1	1980-81	1980-81	—
Colgate	**2-10**	**L4**	**1976-77**	**2010-11**	**2014-15**
Colgate Freshmen	0-2	L2	1947-48	—	1947-48
Columbia	1-1	W1	2000-01	2002-03	2000-01
Cornell	**3-7**	**L1**	**1988-89**	**2013-14**	**2014-15**
Cornell JV	0-2	L2	1947-48	—	1947-48
Cortland	20-23	W2	1973-74	1997-98	1996-97
Dartmouth	1-1	L1	2001-02	2001-02	2002-03
Delaware Valley	1-0	W1	1996-97	1996-97	—
Denver	1-0	W1	2002-03	2002-03	—
Dowling	0-1	L1	2000-01	—	2000-01
Drake	0-1	L1	2009-10	—	2009-10
Drew	7-2	W1	1959-60	1967-68	1966-67
Drexel	0-2	L2	2010-11	—	2011-12
Duke	0-1	L1	2008-09	—	2008-09
Duquesne	0-1	L1	2009-10	—	2009-10
East Stroudsburg	1-0	W1	1999-00	1999-00	—
Eisenhower	8-2	L1	1972-73	1980-81	1981-82
E.J. All Stars	2-1	W2	1946-47	1947-48	1946-47
Elmira	11-16	L1	1946-47	1996-97	1996-97
Elon	0-1	L1	2001-02	—	2001-02
Farleasigh Dickinson	2-0	W2	1960-61	1961-62	—
Felician	2-0	W2	1999-00	1999-00	—
Florida Bible	1-0	W1	1982-83	1982-83	—
Florida Institute of Tech.	1-0	W1	1982-83	—	
Florida Memorial	0-1	L1	1980-81	—	1980-81
Florida Southern	0-1	L1	1987-88	—	1987-88
Florida State	0-1	L1	2000-01	—	2000-01
Florida Tech	0-1	L1	1999-00	—	1999-00
Fordham	0-2	L2	2007-08	—	2011-12

Opponent	W-L	Streak	First Game	Last Win	Last Loss
Franklin Pierce	1-3	L1	1998-99	1998-99	1999-00
Fredonia	13-7	W5	1974-75	1996-97	1992-93
Genesee Comm. Coll.	3-0	W3	1948-49	1950-51	—
Geneseo	17-26	L3	1952-53	1993-94	1996-97
George Washington	1-3	L1	2001-02	2007-08	2008-09
Glassboro	0-1	L1	1988-89	—	1988-89
Glenville State	1-0	W1	1998-99	1998-99	—
Green Mountain	5-1	W3	1989-90	2000-01	1996-97
Hamilton	7-36	L1	1953-54	1993-94	1994-95
Hancock	0-1	L1	1952-53	—	1952-93
Hartford	11-19	L9	2001-02	2010-11	2014-15
Hartwick	9-36	W3	1946-47	2014-15	1996-97
Haverford	0-1	L1	1995-96	—	1995-96
Hilbert	2-0	W2	1995-96	1995-96	—
Hobart	8-11	W1	1949-50	1982-83	1972-73
Hofstra	0-4	L4	2004-05	—	2011-12
Houghton	11-1	W2	1968-69	2000-01	1989-90
House of Mills	0-1	L1	1949-50	—	1949-50
Hunter	2-3	W1	1953-54	1990-91	1976-77
Idaho State	1-1	W1	2003-04	2005-06	2003-04
Iowa State	0-1	L1	2002-03	—	2002-03
Ithaca	10-21	L1	1951-52	1998-99	1999-00
Ithaca Freshmen	1-2	L2	1946-47	1946-47	1947-48
Jersey City State	0-1	L1	1996-97	—	1996-97
John Jay	4-1	W4	1974-75	1988-89	1974-75
Johnson State	1-0	W1	1993-94	1993-94	—
Kansas	0-1	L1	2003-04	—	2003-04
Kent State	0-1	L1	2004-05	—	2004-05
Keuka	3-1	W2	1987-88	1997-98	1995-96
Keystone Comm. Coll.	2-0	W2	1948-49	1948-49	1948-49
King's College (N.Y.)	0-4	L4	1948-49	—	1951-52
Kutztown	2-0	W2	2000-01	2000-01	—
Lafayette	1-1	L1	2003-04	2002-03	2003-04
LaSalle	1-1	L1	2009-10	2009-10	2010-11
Lebanon Valley	0-1	L1	1997-98	—	1997-98
Lehman	1-0	W1	1975-76	1975-76	—
Le Moyne	2-3	W1	1997-98	2000-01	1999-00
LIU	3-1	W1	2002-03	2006-07	2006-07
Lock Haven	1-0	W1	2000-01	2000-01	—
Loyola (Md.)	0-2	L2	2012-13	—	2013-14
Loyola Marymount	0-1	L1	2003-04	—	2003-04
Lycoming	2-6	L6	1949-50	1949-50	1953-54
Maine	15-15	L1	2001-02	2014-15	2014-15
Manhattan	2-3	L2	2007-08	2010-11	2014-15
Manhattanville	1-0	W1	1992-93	1992-93	—
Mansfield	5-12	W2	1949-50	2014-15	1956-57
Marist	2-0	W2	2008-09	2009-10	—
Maritime	18-7	W10	1951-52	1975-76	1970-71
Marshall	0-2	L2	2009-10	—	2010-11
Marywood	1-0	W1	2012-13	2012-13	—
Medaille	1-0	W1	1977-78	1977-78	—
Medgar Evers	2-0	W2	1978-79	1997-98	—
Miami (Fla.)	1-0	W1	2006-07	2006-07	—
Michigan	0-2	L2	2004-05	—	2012-13
Millersville	2-0	W2	2000-01	2000-01	—
Misericordia	6-0	W6	1980-81	1992-93	—
Missouri	0-1	0-1	2011-12	—	2011-12
Morehead State	0-2	L2	2010-11	—	2011-12

ALL-TIME SERIES RECORDS

Opponent	W-L	Streak	First Game	Last Win	Last Loss
Monmouth	0-2	L2	2012-13	—	2013-14
Mt. St. Mary	1-1	L1	1990-91	1990-91	2014-15
Mt. St. Mary's (Md.)	**2-2**	**W1**	**2005-06**	**2013-14-**	**2012-13**
NYU	0-1	L1	1991-92	—	1991-92
Navy	0-3	L3	2012-13	—	2014-15
Nazareth	0-2	L2	1987-88	—	1988-89
New Hampshire College	0-4	L4	1998-99	—	1999-00
New Hampshire	17-12	L2	2001-02	2013-14	2014-15
New Haven	4-1	L1	1998-99	1999-00	2000-01
New Jersey Inst. of Tech.	0-1	L1	1982-83	—	1982-83
New Paltz	22-8	W1	1974-75	1995-96	1996-97
Niagara	1-1	W1	2005-06	2006-07	2005-06
North Carolina	0-1	L1	2001-02	—	2001-02
North Florida	2-0	W2	2005-06	2006-07	—
Northeastern	4-4	L3	2001-02	2003-04	2004-05
North Adams State	1-0	W1	1983-84	1983-84	—
Notre Dame	0-1	L1	2014-15	—	2014-15
Ohio University	0-1	L1	2004-05	—	2004-05
Oklahoma	0-1	L1	2005-06	—	2005-06
Old Westbury	8-4	W5	1979-80	1997-98	1986-87
Oneonta	29-45	W3	1950-51	1996-97	1995-96
Oral Roberts	0-2	L2	2000-01	—	2001-02
Oswego	20-14	W3	1950-51	2014-15	1996-97
Palm Beach Atlantic	1-0	W1	1980-81	1980-81	—
Paragons	0-1	L1	1948-49	—	1948-49
Pepperdine	0-1	L1	2006-07	—	2006-07
Penn	**0-2**	**L2**	**2012-13**	**—**	**2014-15**
Penn St.-Behrend	1-0	W1	1997-98	1997-98	—
Pittsburgh	0-1	L1	2009-10	—	2009-10
Pitt-Bradford	3-1	W3	1997-98	2000-01	1997-98
Plattsburgh	31-30	L1	1954-55	1996-97	1997-98
Post 82 American Legion	0-1	L1	1947-48	—	1947-48
Potsdam	10-35	W1	1972-73	1997-98	1996-97
Practical Bible	3-0	W3	1994-95	1998-99	—
Pratt Institute	2-0	W2	1973-74	1975-76	—
Providence	0-2	L2	2000-01	—	2014-15
Purchase	6-0	W6	1979-80	1997-98	—
Queens	2-0	W2	1980-81	1982-83	—
Queens CC	2-0	W2	1972-73	1977-78	—
Quinnipiac	2-2	W2	2000-01	2008-09	2001-02
Radford	0-2	L2	2011-12	----	2013-14
Ramapo	1-0	W1	1974-75	1974-75	—
Randolph Macon	0-1	L1	1976-77	—	1976-77
Richard Stockton	1-1	W1	1988-89	1997-98	1988-89
Rider	1-3	L1	2006-07	2008-09	2009-10
Roberts Wesleyan	5-2	W1	1949-50	1983-84	1951-52
Rochester	0-4	L4	1982-83	—	1986-87
RIT	1-5	L3	1970-71	1972-73	1975-76
Rensselaer	5-11	L1	1955-56	1971-72	—
Rollins	0-2	L2	1987-88	—	1999-00
Rutgers	1-0	W1	2008-09	2008-09	—
Sacred Heart	1-1	L1	1998-99	1998-99	1998-99
St. Bonaventure	**1-4**	**L2**	**2007-08**	**2007-08**	**2014-15**
St. Francis (N.Y.)	4-1	W4	2001-02	2005-06	2001-02
St. John Fisher	2-2	L1	1991-92	1993-94	1996-97
St. Joseph's	0-1	L1	2013-14	—	2013-14
St. Mary's (Calif.)	0-2	L2	2003-04	—	2009-10
St. Peter's	1-3	L1	2010-11	2012-13	2013-14
St. Rose	0-1	L1	2000-01	—	2000-01
St. Thomas Aquinas	1-1	W1	1997-98	1997-98	1997-98
Sam Houston State	1-0	W1	2004-05	2004-05	—
Sampson	1-1	W1	1948-49	1948-49	1948-49
Scranton	3-9	W2	1951-52	2000-01	1998-99
Scranton Freshmen	2-2	L1	1946-47	1947-48	1947-48
Shippensburg	0-1	L1	1976-77	—	1976-77
Skidmore	1-0	W1	1993-94	1993-94	—
South Dakota	0-1	L1	2009-10	—	2009-10
Southern Conn. State	0-4	L4	1999-00	—	1999-00
Southern Vermont	1-0	W1	1991-92	1991-92	—
Springfield	0-1	L1	1994-95	—	1994-95
Staten Island	0-2	L2	1978-79	—	1979-80
Stephen F. Austin	0-1	L1	2009-10	—	2009-10
Stonehill	1-0	W1	2000-01	2000-01	—
Stony Brook	25-37	L12	1962-63	2010-11	2014-15
Suffolk	1-0	W1	1997-98	1997-98	—
Susquehanna	0-1	L1	1960-61	—	1960-61
Syracuse	0-5	L5	2002-03	—	2013-14
Syracuse Freshmen	0-2	L2	1947-48	1947-48	1947-48
Taylor	0-1	L1	1950-51	—	1950-51
Teikyo Post	2-0	W2	1999-00	1999-00	—
Texas A&M-Corpus	0-2	L2	2002-03	—	2003-04
Tulane	1-0	W1	2008-09	2008-09	—
UMass Lowell	2-7	W1	1998-99	2014-15	2014-15
Union	0-1	L1	1950-51	—	1950-51
U.S. Merchant Marines	2-0	W2	1984-85	1985-86	—
UMBC	15-12	W3	2003-04	2014-15	2013-14
Upsala	0-1	L1	1983-84	—	1983-84
Utah St.	0-1	L1	2005-06	—	2005-06
Utah Valley	1-1	L1	2008-09	2008-09	2008-09
Utica College	26-38	L4	1946-47	1990-91	1986-87
Utica/Rome	7-4	L1	1949-50	1995-96	1989-90
Vermont	8-24	W1	2001-02	2014-15	2014-15
Villanova	0-1	L1	2002-03	—	2002-03
Virginia Military	1-0	W1	2003-04	2003-04	—
Western Carolina	0-1	L1	2009-10	—	2009-10
Widener	1-0	W1	1992-93	1992-93	—
Wilkes	10-25	L6	1947-48	1967-68	1973-74
Wooster	0-1	L1	1958-59	—	1958-59
York (Pa.)	0-1	L1	1973-74	—	1973-74

2015-16 Opponents in **Bold**



AMERICA EAST SERIES'

BINGHAMTON VS. ALBANY

Albany leads series 65-31
(19-34 Home, 9-29 Away, 6 Unknown)

1948-49: Binghamton 76, Albany 67
1948-49: Albany 63, Binghamton 52
1949-50: Binghamton 67, Albany 51
1949-50: Binghamton 91, Albany 58
12-13-50: BINGHAMTON 76, Albany 67
2-28-51: Albany 53, BINGHAMTON 49
12-7-51: ALBANY 58, Binghamton 49
3-5-52: BINGHAMTON 62, Albany 61
12-12-52: ALBANY 72, Binghamton 57
2-21-53: Albany 64, BINGHAMTON 50
1953-54: Albany 75, Binghamton 69
1953-54: Albany 62, Binghamton 57
12-10-54: BINGHAMTON 61, Albany 59
3-5-55: Binghamton 97, ALBANY 91
12-9-55: Albany 72, BINGHAMTON 38
12-7-56: ALBANY 91, Binghamton 66
3-5-58: Albany 69, BINGHAMTON 60
3-4-59: ALBANY 104, Binghamton 77
12-11-59: Albany 65, BINGHAMTON 60
1960-61: ALBANY 69, Binghamton 56
12-16-61: BINGHAMTON 62, Albany 58
1962-63: ALBANY 81, Binghamton 56
1-8-64: Albany 78, BINGHAMTON 52
1964-65: ALBANY 74, Binghamton 44
1-29-66: Albany 71, BINGHAMTON 67
1966-67: Albany 68, BINGHAMTON 56
2-6-68: Albany 75, BINGHAMTON 60
1968-69: ALBANY 70, Binghamton 50
12-12-70: Albany 82, BINGHAMTON 54
12-11-71: ALBANY 67, Binghamton 44
12-16-72: BINGHAMTON 68, Albany 66
12-15-73: ALBANY 76, Binghamton 71
12-10-74: Albany 91, BINGHAMTON 71
12-9-75: Albany 81, BINGHAMTON 71
12-8-76: Albany 58, BINGHAMTON 49
12-7-77: Albany 91, BINGHAMTON 69
12-6-78: Albany 69, BINGHAMTON 63
2-22-79: ALBANY 76, Binghamton 62
12-5-79: ALBANY 81, Binghamton 66
1-30-80: ALBANY 67, Binghamton 60
12-10-80: Albany 52, BINGHAMTON 50 (ot)
2-10-81: ALBANY 52 Binghamton 46
12-2-81: ALBANY 56, Binghamton 45
2-3-82: Albany 59, BINGHAMTON 45
1-25-83: BINGHAMTON 78, Albany 76
2-1-83: Albany 70, BINGHAMTON 44
1-17-84: Albany 62, BINGHAMTON 60 (ot)
2-4-84: Binghamton 65, ALBANY 55
2-24-84: BINGHAMTON 46, Albany 44
1-23-85: Albany 62, BINGHAMTON 61
2-13-85: ALBANY 88, Binghamton 66
1-22-86: Albany 69, BINGHAMTON 65
2-12-86: Albany 79, BINGHAMTON 75
2-22-86: BINGHAMTON 62, Albany 61
12-9-86: Albany 87, BINGHAMTON 77
2-10-87: ALBANY 96, Binghamton 85
12-30-87: Binghamton 86, ALBANY 81
2-13-88: Albany 82, BINGHAMTON 79
12-28-88: BINGHAMTON 78, Albany 75
12-2-89: ALBANY 90, Binghamton 75
12-1-90: Albany 78, BINGHAMTON 69
11-26-91: ALBANY 83, Binghamton 77
11-24-92: BINGHAMTON 61, Albany 55
11-23-93: Binghamton 78, ALBANY 61
11-22-94: Albany 76, BINGHAMTON 60
1-27-99: ALBANY 67, Binghamton 57
2-17-99: BINGHAMTON 72, Albany 70
1-7-02: Binghamton 69, ALBANY 61
2-5-02: BINGHAMTON 75, Albany 56
1-21-03: BINGHAMTON 86, Albany 59
2-20-03: Binghamton 76, ALBANY 59
1-14-03: Binghamton 59, ALBANY 53
2-11-04: BINGHAMTON 58, Albany 46
1-12-05: ALBANY 68, Binghamton 62
2-9-05: BINGHAMTON 67, Albany 53
3-5-05: BINGHAMTON 76, Albany 70 (AE Qtrs.)
12-20-05: ALBANY 70, Binghamton 65
1-28-06: Albany 52, BINGHAMTON 51
1-6-07: BINGHAMTON 83, Albany 72
2-3-07: ALBANY 65, Binghamton 62
1-12-08: Binghamton 71, ALBANY 57
2-27-08: Albany 74, BINGHAMTON 62
1-14-09: ALBANY 72, Binghamton 66
2-09-09: BINGHAMTON 88, Albany 75
1-07-10: Binghamton 62, ALBANY 57
2-03-10: BINGHAMTON 78, Albany 73
1-20-11: ALBANY 76, Binghamton 36
2-20-11: Albany 57, BINGHAMTON 54
2-12-12: ALBANY 74, Binghamton 68
2-27-12: Albany 74, BINGHAMTON 63
1-7-13: Albany 71, BINGHAMTON 59
2-2-13: ALBANY 79, Binghamton 46
1-20-14: ALBANY 66, Binghamton 60
2-19-14 Albany 57, BINGHAMTON 48
1-14-15 ALBANY 73, Binghamton 58
2-10-15 Albany 62, BINGHAMTON 46

BINGHAMTON VS. HARTFORD

Hartford leads series 19-11
(6-8 Home, 4-10 Away, 1-1 Neutral)

1-2-02: Hartford 68, BINGHAMTON 66
2-17-02: HARTFORD 88, Binghamton 63
1-15-03: BINGHAMTON 55, Hartford 52
2-6-03: HARTFORD 65, Binghamton 51
1-19-04: HARTFORD 60, Binghamton 56
1-31-04: BINGHAMTON 75, Hartford 68
2-2-05: BINGHAMTON 66, Hartford 38
2-24-05: HARTFORD 58, Binghamton 54
1-19-06: Binghamton 57, HARTFORD 55
2-18-06: Hartford 52, BINGHAMTON 46
1-15-07: Binghamton 57, HARTFORD 55
2-22-07: BINGHAMTON 55, Hartford 53
1-9-08: HARTFORD 80, Binghamton 79
2-2-08: Hartford 71, BINGHAMTON 62
1-19-09: BINGHAMTON 66, Hartford 59
2-18-09: Binghamton 62, HARTFORD 44
3-07-09: Binghamton 73, Hartford 65 (AE Qtrs.)
1-21-10: HARTFORD 64, Binghamton 63
2-24-10: BINGHAMTON 66, Hartford 53 (TWCS)
1-17-11: Hartford 72, BINGHAMTON 61
2-16-11: Binghamton 77, HARTFORD 47
1-15-12: Hartford 69, BINGHAMTON 57
2-12-12: HARTFORD 62, Binghamton 60
1-2-13: HARTFORD 71, Binghamton 68
2-6-13: Hartford 76, Binghamton 62
1-23-14: Hartford 56, BINGHAMTON 54
2-27-14: HARTFORD 89, Binghamton 83 (ot)
3-8-14: Hartford 69, Binghamton 42 (AE Qtrs.)
1-7-15 HARTFORD 69, Binghamton 59
2-3-15 Hartford 62, BINGHAMTON 61

BINGHAMTON VS. MAINE

Series tied 15-15
(10-5 Home, 5-9 Away, 0-1 Neutral)

1-20-02: Maine 83, BINGHAMTON 60
1-31-02: MAINE 80, Binghamton 69
1-18-03: MAINE 79, Binghamton 64
2-15-03: BINGHAMTON 63, Maine 62
1-7-04: BINGHAMTON 60, Maine 46
2-8-04: MAINE 84, Binghamton 51
3-6-04: Maine 79, Binghamton 77 (ot)
(AE Qtrs.)
1-6-05: BINGHAMTON 65, Maine 52
2-6-05: Binghamton 67, MAINE 60
1-12-06: Binghamton 71, MAINE 53
2-5-06: BINGHAMTON 84, Maine 56
3-4-06: BINGHAMTON 71, Maine 62 (AE Qtrs.)
1-13-07: MAINE 69, Binghamton 64
2-11-07: BINGHAMTON 67, Maine 40
1-27-08: Binghamton 69, MAINE 58
2-17-08: BINGHAMTON 80, Maine 55
1-03-09: Binghamton 70, MAINE 62
1-31-09: BINGHAMTON 83, Maine 77
1-10-10: Maine 66, BINGHAMTON 61 (OT)
2-06-10: MAINE 61, Binghamton 49
1-15-11: MAINE 77, Binghamton 51
1-29-11: Maine 77, BINGHAMTON 74
1-2-12: Maine 76, BINGHAMTON 61
1-28-12: MAINE 67, Binghamton 59
1-19-13: Binghamton 57, MAINE 56
2-16-13: Maine 64, BINGHAMTON 60
1-5-14: MAINE 82, Binghamton 66
2-8-14: BINGHAMTON 73, Maine 58
1-10-15 BINGHAMTON 65, Maine 46
2-7-15 MAINE 67, Binghamton 64

CAPS indicates home team

SERIES HISTORY VS. 2015-16 OPPONENTS

BINGHAMTON VS. NEW HAMPSHIRE

Binghamton leads series 17-12
(7-7)Home, 8-5 Away, 2-0 Neutral)

2-2-02: NEW HAMP. 79, Binghamton 69
2-24-02: BINGHAMTON 85, New Hamp. 67
1-2-03: Binghamton 80, NEW HAMP. 50
1-26-03: BINGHAMTON 82, New Hamp. 71
1-17-04: New Hamp. 57, BINGHAMTON 55
2-14-04: Binghamton 59, NEW HAMP. 53
1-16-05: New Hamp. 69, BINGHAMTON 60
2-13-05: Binghamton 62, NEW HAMP. 54
1-5-06: Binghamton 62, NEW HAMP. 49
2-8-06: BINGHAMTON 57, New Hamp. 46
1-18-07: New Hamp. 75, BINGHAMTON 72
2-20-07: Binghamton 66, NEW HAMP. 37
1-24-08: Binghamton 67, NEW HAMP. 58
2-14-08: BINGHAMTON 56, New Hamp. 54
1-22-09: Binghamton 60, New Hamp. 47
2-22-09: BINGHAMTON 70, New Hamp. 69
3-08-09: Binghamton 72. New Hamp. 67 (AESemi)
1-30-10: BINGHAMTON 76, New Hamp. 73 (ot)
2-11-10: NEW HAMP. 67, Binghamton 60
1-08-11: Binghamton 66, NEW HAMP. 61
2-05-11: New Hamp. 65, BINGHAMTON 59
1-22-12: New Hamp. 64, BINGHAMTON 49
2-26-12: NEW HAMP. 58, Binghamton 49
1-26-13: New Hamp. 63, BINGHAMTON 45
2-23-13: NEW HAMP. 68,Binghamton 56
1-9-14: BINGHAMTON 67, New Hamp. 38
2-12-14: Binghamton 72, New Hamp. 71 (ot)
1-17-15 New Hamp. 73, BINGHAMTON 66
2-14-15 NEW HAMP. 66, Binghamton 48

BINGHAMTON VS. UMASS LOWELL

UMass Lowell leads 7-2
(2-2 Home, 0-5 Away)

1-11-99: UML 80, Binghamton 61
1-30-99: BINGHAMTON 78, UML 40
2-20-99: UML 65, Binghamton 63 (NECC qtrs.)
2-12-00: UML 66, Binghamton 62
2-26-00: UML 78, BINGHAMTON 57
1-11-14 UML 71, BINGHAMTON 59
2-1-14: UML 62, Binghamton 55
1-2-15 UML 50, Binghamton 40
1-31-15 BINGHAMTON 76, UML 69

BINGHAMTON VS. STONY BROOK

Stony Brook leads series 37-25
(16-15 Home, 7-20 Away, 2-2 Neutral)

1962-63: BINGHAMTON 88, Stony Br. 73
2-08-64: STONY BR. 69, Binghamton 62
1964-65: STONY BR. 60, Binghamton 59
1-08-66: STONY BR. 61, Binghamton 53
1966-67: Binghamton 56, Stony Br. 53
2-10-68: Stony Br. 59, BINGHAMTON 58
1968-69: BINGHAMTON 43, Stony Br. 42
1969-70: Stony Br. 79, BINGHAMTON 69
1969-70: STONY BR. 85, Binghamton 55
12-05-70: STONY BR. 62, Binghamton 50
12-03-71: Stony Br. 88, BINGHAMTON 64
12-09-72: Binghamton 71, STONY BR. 69
2-16-74: Stony Br. 77, BINGHAMTON 45
2-15-75: Binghamton 74, STONY BR. 66
12-05-75: BINGHAMTON 74, Stony Br. 72
12-04-76: Stony Br. 84, BINGHAMTON 71
1-28-78: STONY BR. 97, Binghamton 83
2-03-79: Stony Br. 96, BINGHAMTON 63
12-08-79: STONY BR. 96, Binghamton 92 (ot)
12-06-80: Stony Br. 75, BINGHAMTON 64
12-04-81: Stony Br. 67, BINGHAMTON 61
1-14-83: BINGHAMTON 72, Stony Br. 64
12-12-84: STONY BR. 76, Binghamton 65
11-23-85: Stony Br. 81, BINGHAMTON 80 (ot)
1-25-92: BINGHAMTON 84, Stony Br. 59
1-09-93: BINGHAMTON 50, Stony Br. 49
12-01-98: STONY BR. 67, Binghamton 56
2-03-99: BINGHAMTON 72, Stony Br. 70
1-13-01: Stony Br. 81, BINGHAMTON 62
2-24-01: STONY BR. 66, Binghamton 56
11-24-01: Binghamton 53, Stony Br. 51
12-29-01: Binghamton 60, STONY BR. 52
1-15-02: Stony Br. 66, BINGHAMTON 62
1-11-03: BINGHAMTON 64, Stony Br. 59
2-26-03: STONY BR. 77, Binghamton 70
1-25-04: BINGHAMTON 80, Stony Br. 71
2-22-04: Binghamton 64, STONY BR. 57
1-19-05: BINGHAMTON 72, Stony Br. 45
2-19-05: STONY BR. 57, Binghamton 55
1-8-06: BINGHAMTON 63, Stony Br. 54
2-11-06: Binghamton 76, STONY BR. 58
1-9-07: STONY BR. 67, Binghamton 55
1-31-07: BINGHAMTON 66, Stony Br. 65
1-15-08: BINGHAMTON 67, Stony Br. 61
3-1-08: Binghamton 49, STONY BR. 44
1-05-09: BINGHAMTON 67, Stony Br. 60
2-07-09: Binghamton 63, STONY BR. 61 (ot)
1-12-10: BINGHAMTON 64, Stony Br. 62
2-13-10: STONY BR. 81, Binghamton 61
1-10-11: BINGHAMTON 57, Stony Br. 50
2-27-11: STONY BR. 67, Binghamton 42
1-5-12: Stony Br. 60, BINGHAMTON 54
2-1-12: STONY BR. 82, Binghamton 48
3-3-12: Stony Br. 78, Binghamton 69 (AE Qtrs.)
1-9-13: Stony Br. 62, BINGHAMTON 37
2-12-13: STONY BR. 73, Binghamton 47
3-9-13: Stony Br. 72, Binghamton 49 (AE Qtrs.)
1-15-14: STONY BR. 67, Binghamton 47
2-4-14: Stony Brook 58, BINGHAMTON 53
1-25-15 Stony Brook 61, BINGHAMTON 54
2-21-15 STONY BROOK 64, Binghamton 52
3-4-15 Stony Brook 62, Binghamton 57 (AE Qtrs.)

BINGHAMTON VS. UMBC

Binghamton leads series 15-12
(9-4 Home, 4-8 Away, 2-0 Neutral)

1-28-04: Binghamton 59, UMBC 56
2-25-04: BINGHAMTON 57, UMBC 46
1-22-05: UMBC 61, Binghamton 59
2-16-05: BINGHAMTON 61, UMBC 51
2-2-06: UMBC 78, Binghamton 74
2-20-06: BINGHAMTON 66, UMBC 63
1-3-07: UMBC 73, BINGHAMTON 71
1-28-07: UMBC 51, Binghamton 48
1-19-08: BINGHAMTON 62, UMBC 59
2-9-08: UMBC 63, Binghamton 59
1-28-09: UMBC 84, Binghamton 78
2-26-09: BINGHAMTON 71, UMBC 51
3-14-09: BINGHAMTON 61,UMBC 51 (AE Championship)
1-27-10: Binghamton 80, UMBC 63
2-21-10: BINGHAMTON 81, UMBC 61
1-12-11: BINGHAMTON 83, UMBC 75
2-03-11: UMBC 83, Binghamton 79 (OT)
3-03-11: Binghamton 91, UMBC 75 (AE First Round)
1-19-12: UMBC 64, Binghamton 58
2-15-12: UMBC 70, BINGHAMTON 56
3-1-12: Binghamton 73, UMBC 67 (2ot) (AE First Round)
1-30-13: UMBC 61, BINGHAMTON 58
3-3-13: UMBC 59, Binghamton 49
1-29-14: UMBC 73, BINGHAMTON 61
2-22-14: Binghamton 72, UMBC 70
1-28-15 Binghamton 68, UMBC 56
2-28-15 BINGHAMTON 76, UMBC 69

BINGHAMTON VS. VERMONT

Vermont leads series 25-7
(5-12 Home, 2-12 Away, 0-1 Neutral)

2-8-02: Vermont 83, BINGHAMTON 80
2-13-02: VERMONT 86, Binghamton 71
2-2-03: BINGHAMTON 61, Vermont 50
2-12-03: VERMONT 74,Binghamton 54
1-2-04: Vermont 67, BINGHAMTON 60
2-5-04: VERMONT 70, Binghamton 51
12-19-04: VERMONT 83, Binghamton 53
1-27-05: Vermont 71, BINGHAMTON 44
3-6-05: Vermont 76, BINGHAMTON 65 (AE Semis)
1-25-06: BINGHAMTON 61, Vermont 60 (2ot)
2-26-06: Binghamton 67, VERMONT 62
3-5-06: Vermont 66, BINGHAMTON 59 (AE Semis)
1-21-07: Vermont 65, BINGHAMTON 61
2-18-07: VERMONT 71, Binghamton 61
1-3-08: VERMONT 71, Binghamton 60
2-6-08: Vermont 83, BINGHAMTON 78
3-8-08: Vermont 65, BINGHAMTON 57 (AE Qtrs.)
1-08-09: BINGHAMTON 91, Vermont 83
2-04-09: Binghamton 85, VERMONT 83
1-24-10: BINGHAMTON 73, Vermont 67
2-28-10: VERMONT 78, Binghamton 69
1-23-11: Vermont 70, BINGHAMTON 52
2-13-11: VERMONT 60, Binghamton 51
3-5-11: Vermont 57, Binghamton 46 (AE Qtrs)
1-12-12: VERMONT 73, Binghamton 53
2-21-12: BINGHAMTON 57, Vermont 53
1-16-13: VERMONT 61, Binghamton 37
2-28-13: Vermont 78, Binghamton 61
1-26-14: VERMONT 72, Binghamton 39
3-2-14: Vermont 92, BINGHAMTON 89 (ot)
1-19-15 VERMONT 64, Binghamton 44
2-18-15 BINGHAMTON 57, Vermont 55

NON-CONFERENCE SERIES

BINGHAMTON VS. ARMY
Army leads series 6-2

1-3-86: ARMY 81, Binghamton 52
12-9-87: ARMY 105, Binghamton 80
1-10-01: BINGHAMTON 72, Army 55
12-8-01: Binghamton 69, ARMY 57
12-23-10: ARMY 72, Binghamton 58
12-3-11: Army 70, BINGHAMTON 50
11-16-12: ARMY 85, Binghamton 76
11-25-14 ARMY 80, Binghamton 54

BINGHAMTON VS. BOSTON UNIVERSITY
Boston Univ. leads series 21-5

1-10-02: BOSTON 62, Biunghamton 50
1-26-02: Boston 55, BINGHAMTON 53
1-4-03: BOSTON 70, Binghamton 65 (ot)
2-9-03: Boston 85, BINGHAMTON 82
1-10-04: BOSTON 63, Binghamton 59
2-29-04: Boston 69, BINGHAMTON 53
1-9-05: BOSTON 69, Binghamton 54
2-27-05: BINGHAMTON 65, Boston 48
1-15-06: Binghamton 48, BOSTON 47
2-14-06: BINGHAMTON 74, Boston 51
1-11-07: Boston 61, BINGHAMTON 49
2-8-07: BOSTON 66, Binghamton 54
3-3-07: BOSTON 62, Binghamton 58 (AE Qtrs.)
1-6-08: BINGHAMTON 69, Boston 49
2-12-08: BOSTON 79, Binghamton 53
1-17-09: Boston 81, BINGHAMTON 64
2-14-09: Binghamton 60, BOSTON 59
1-14-10: Boston 63, BINGHAMTON 55
2-17-10: BOSTON 93, Binghamton 51
1-26-11: BOSTON 71, Binghamton 66
2-24-11: Boston 53, BINGHAMTON 51
1-8-12: BOSTON 68, Binghamton 49
2-4-12: Boston 68, BINGHAMTON 53
1-12-13: BOSTON 83, Binghamton 59
2-9-13: Boston 79, BINGHAMTON 58
12-2-14 BOSTON 77, Binghamton 65

BINGHAMTON VS. BUFFALO
Buffalo leads series 5-1

1968-69: BUFFALO 88, Binghamton 61
1969-70: Buffalo 89, BINGHAMTON 60
1-26-79: BUFFALO 54, Binghamton 44
11-22-80: BINGHAMTON 54, Buffalo 53
12-23-13: BUFFALO 87, Binghamton 57
12-30-14 Buffalo 76, BINGHAMTON 50

BINGHAMTON VS. COLGATE
Colgate leads series 10-2

1-11-77: Colgate 68, BINGHAMTON 62
2-06-81: COLGATE 98, Binghamton 78
12-02-00: COLGATE 56, Binghamton 54
1-29-02: Colgate 62, BINGHAMTON 58
12-28-04: Binghamton 65, Colgate 61
11-27-06: COLGATE 78, Binghamton 70
12-5-07: Colgate 73, BINGHAMTON 55
11-13-10: Binghamton 62, COLGATE 60
11-12-11: Colgate 78, BINGHAMTON 74
12-28-12: COLGATE 74, Binghamton 47
12-1-13: Colgate 93, BINGHAMTON 64
12-11-14 COLGATE 65, Binghamton 44

BINGHAMTON VS. CORNELL
Cornell leads series 7-3

12-7-88: CORNELL 96, Binghamton 78
11-24-89: CORNELL 89, Binghamton 50
12-15-90: CORNELL 103, Binghamton 63
11-25-06: BINGHAMTON 57, Cornell 56
11-27-07: CORNELL 73, Binghamton 68
12-18-11: BINGHAMTON 69, Cornell 68
11-14-11: CORNELL 76, Binghamton 61
12-30-12: Cornell 79, BINGHAMTON 77
13-13-13: Binghamton 89, CORNELL 79
11-29-14 Cornell 68, BINGHAMTON 54

BINGHAMTON VS. SAINT FRANCIS
Binghamton leads series (1-0)
1-7-103: Binghamton 74, St. Francis 62

BINGHAMTON VS. MANHATTAN
Series tied 3-2

2-23-08: Binghamton 66, MANHATTAN 56
12-20-08: Manhattan 86, BINGHAMTON 80
12-11-10: Binghamton 70, MANHATTAN 69
12-30-11: Manhattan 94, BINGHAMTON 51
11-22-14 Manhattan 78, Binghamton 63

BINGHAMTON VS. CENTRAL CONNECTICUT STATE
Central Conn. leads series (1-0)
11-20-07: Central Conn. 68, Binghamton 65

BINGHAMTON VS. PENN
Penn leads series 2-0

11-28-12: PENN 65, Binghamton 54
12-6-14 Penn 79, BINGHAMTON 70

BINGHAMTON VS. ST. BONAVENTURE
St. Bonaventure leads series 4-1
11-12-07: ST. BONA 97, Binghamton 80
12-30-07: BINGHAMTON 64, St. Bona 59
11-20-09: ST. BONA 66, Binghamton 40
11-21-10: St. Bona 69, BINGHAMTON 44
12-20-14 St. Bona 69, BINGHAMTON 51

BINGHAMTON VS. MT. ST. MARY'S
Mt. St. Mary"s leads series (3-2)
11-21-05: MT. ST. MARY'S 62, Binghamton 53
11-20-06: BINGHAMTON 66, Mt. St. Mary"s 59
12-1-12: Mt. St. Mary"s 71, BINGHAMTON 70
12-4-13: Binghamton 74, MT. ST. MARY'S 70
12-22-14: MT. ST. MARY'S 69, Binghamton 68

BINGHAMTON VS. MICHIGAN STATE
First Meeting

BINGHAMTON VS. OAKLAND
First Meeting

BINGHAMTON VS. FLORIDA INTERNATIONAL
First Meeting

2015-16 OPPONENT BREAKDOWN

By Conference

AMERICA EAST (8): Albany, Hartford, Maine, New Hampshire, Stony Brook, UMass Lowell, UMBC, Vermont

ATLANTIC 10 (2): Saint Bonaventure

BIG 10 (1): Michigan State

IVY LEAGUE (2): Cornell, Penn

MID-AMERICAN (1): Buffalo

NORTHEAST (1) Mt. St. Mary's, Central Connecticut State

PATRIOT LEAGUE (3): Boston Univ., Colgate, Army
Conferance USA: (1) FLorida International

Horizon League: (1) Oakland University

BINGHAMTON'S RECORD VS. ALL DIVISION I CONFERENCES

Conference	Record	Pct.	Teams Faced (number of times in parentheses)
Atlantic 10	3-12	.200	Duquesne, Fordham (2), George Washington (4), La Salle (2), St. Bona. (5), St. Joseph's
Atlantic Coast College	1-6	.143	Duke, Florida State, Miami, North Carolina, Syracuse, Notre Dame, Boston
Atlantic Sun	2-0	1.000	North Florida (2)
Big East	1-8	.111	Rutgers, Pittsburgh, Providence (2), Syracuse (4), Villanova
Big South	2-2	.500	Charleston Southern, Radford (2), VMI
Big Sky	1-1	.500	Idaho State (2)
Big 10	0-2	.000	Michigan (2)
Big 12	0-4	.000	Iowa State, Kansas, Oklahoma, Missouri
Colonial Athletic Association (CAA)	0-6	.000	Drexel (2), Hofstra (4)
Conference USA	1-2	.333	Tulane, Marshall (2)
Independent	2-2	.500	Chicago State (2), Utah Valley (2)
Ivy League	5-12	.294	Brown (4), Columbia (2), Cornell (7), Dartmouth (2), Penn (1)
Metro Atlantic Athletic (MAAC)	7-13	.350	Canisius (2), Marist (2), Manhattan (5), Niagara (2), Rider (4), St. Peter's (4), Loyola
Mid-American	0-6	.000	Akron (2), Buffalo (2), Kent State, Ohio
Mid-Continent	0-2	.000	Oral Roberts (2)
Missouri Valley	0-1	.000	Drake
Northeast (NEC)	12-14	.462	CCSU, (4), LIU (4), Mt. St. Mary's (5), Quinn. (4), St. Francis (N.Y) (5), Bryant (2), Monmouth (2)
Ohio Valley	0-3	.000	Austin Peay, Morehead St (2)
Patriot League	6-18	.250	Army (6), Bucknell (3), Colgate (10), Lafayette (2), Loyola, Navy (3)
Southern	0-2	.000	Elon, Western Carolina
Southland	1-3	.250	Sam Houston St., Texas A&M-Corpus Christi (2), Stephen F. Austin
Southwestern Athletic (SWAC)	1-0	1.000	Alcorn State
Sun Belt	1-0	1.000	Denver
Western Athletic Conference (WAC)	0-1	.000	Utah State
West Coast Conference (WCC)	0-4	.000	Loyola Marymount, Pepperdine, St. Mary's (2)\

BINGHAMTON'S RECORD VS. CURRENT AMERICA EAST OPPONENTS

TEAM	RECORD	HOME	AWAY	NEUTRAL	AE TOURN.	STREAK
Albany	13-16	8-7	5-9	0-0	1-0	Lost 10
Hartford	11-19	6-8	4-10	1-1	1-1	Lost 9
Maine	15-13	10-5	5-9	0-1	1-1	Lost 1
New Hampshire	17-12	7-7	9-5	1-0	1-0	Lost 2
Stony Brook	15-14	9-5	5-10	1-1	0-2	Lost 11
UMBC	15-12	9-4	4-8	1-0	1-0	Won 3
UMASS-Lowell	1-3	1-1	0-2	0-0	0-0	Won 1
Vermont	8-24	6-11	2-12	0-1	0-4	Won 1

NOTE: The records indicate games against teams only since Binghamton joined the America East Conference before the 2001-02 season. Albany and Stony Brook joined the America East Conference the same season as Binghamton.

BINGHAMTON VS. RANKED DIVISION I SCHOOLS

Feb.22, 2001 No. 25 PROVIDENCE 119, Binghamton 58
Nov.18, 2001 No. 21 SYRACUSE 103, Binghamton 56
Dec.29, 2003 No. 12 KANSAS 78, Binghamton 46
Dec.13, 2003 No. 19 SYRACUSE 75, Binghamton 54
Dec.11, 2004 No. 4 SYRACUSE 86, Binghamton 56
Nov.23, 2005 No. 5 OKLAHOMA 88, Binghamton 60
Mar. 19, 2009 No. 5 Duke 86, Binghamton 62
Nov. 11, 2011 No. 21 MISSOURI 88, Binghamton 59
Dec. 12, 2012 No. 3 MICHIGAN 67, Binghamton 39
Dec. 7, 2013: No. 4 SYRACUSE 93, Binghamton 65

OTHER NOTABLE GAMES

Dec. 21, 2000 FLORIDA STATE 79, Binghamton 57
Dec. 16, 2001 NORTH CAROLINA 61, Binghamton 60
Dec. 7, 2002 *IOWA STATE 86, Binghamton 56
Dec. 14, 2002 SYRACUSE 94, Binghamton 58
Dec. 27, 2002 VILLANOVA 68, Binghamton 53
Nov. 15, 2004 %MICHIGAN 59, Binghamton 46
Dec. 20, 2006 Binghamton 79, MIAMI 74
Dec. 6, 2008 Binghamton 66, RUTGERS 56
Dec. 27, 2008 Binghamton 74, TULANE 73
Nov. 17, 2009 PITTSBURGH 71, Binghamton 46
Nov. 14, 2014 NOTRE DAME 82, Binghamton 39
Nov. 17, 2014 PROVIDENCE 66, Binghamton 45
* Cyclone Challenge Championship % Pre-Season NIT Tournament

ALL-TIME STATISTICS



IN THIS SECTION

All-Time Player Statistics 130-144
Year-by-Year Division I
Team Statistics.....145-148
All-Time Player Jerseys 149-151

Note: Statistics are from available records beginning in 1947.

Abruscato, Mark • F • 6-4 • Merrick • JFK-Bellmore

SEASON	GP-S	MIN	FG-A	FG%	3P-A	FT-A	FT%	REB	PF	A	TO	BLK	STL	PTS	AVG
1978-79	18		25-61	.410		23-43	.535		32					73	4.1
1979-80	23	631	99-202	.490		82-126	.651	129	53	48	55		27	280	12.2
1980-81	17	533	71-152	.467		61-102	.598	68	40	39	45		20	202	11.9
TOTAL	**58**		**195-415**	**.470**		**166-271**	**.613**		**125**					**555**	**9.6**

Ackley, Wayne

SEASON	GP-S	MIN	FG-A	FG%	3P-A	FT-A	FT%	REB	PF	A	TO	BLK	STL	PTS	AVG
1970-71															

Adediran, Alex • F • 6-8 • 220 • Covington, Ga. • Newton • Seward County CC

SEASON	GP-S	MIN	FG-A	FG%	3P-A	FT-A	FT%	REB	PF	A	TO	BLK	STL	PTS	AVG
2003-04	28-4	546	87-166	.524	0-0	51-82	.622	146	65	19	67	20	13	225	8.0
2004-05	28-7	556	86-178	.483	0-0	67-98	.684	126	62	9	52	23	11	239	8.5
TOTAL	**56-11**	**1102**	**173-344**	**.503**	**0-0**	**118-180**	**.656**	**272**	**127**	**28**	**119**	**43**	**24**	**464**	**8.3**

Aemisegeo, Paul • G • 6-0 • 160 • Thornwood • Westlake

SEASON	GP-S	MIN	FG-A	FG%	3P-A	FT-A	FT%	REB	PF	A	TO	BLK	STL	PTS	AVG
1991-92	5-0	10	2-4	.500	0-1	1-2	.500	0	4	0	1	0	1	5	1.0
1992-93	28-0	216	7-23	.304	1-2	20-30	.667	10	27	13	16	0	14	35	1.3
1993-94	30		29-56	.518		41-56	.732	37		39				103	7.2
1994-95	24-18	607	53-143	.371	10-35	57-82	.695	61	67	48	58	5	29	173	3.7
TOTAL	**87**		**91-226**	**.403**		**119-170**	**.700**	**108**		**100**				**316**	**3.3**

Ahearn, Bobby • F• 6-6• 225 • Marshfield, Mass• Marshfield

SEASON	GP-S	MIN	FG-A	FG%	3P-A	FT-A	FT%	REB	PF	A	TO	BLK	STL	PTS	AVG
2014-15	31-18	613	61-117	.521	0-0	23-46	.500	126	88	11	35	9	17	145	4.7

Ahroon, William

SEASON	GP-S	MIN	FG-A	FG%	3P-A	FT-A	FT%	REB	PF	A	TO	BLK	STL	PTS	AVG
1966-67															

Alvin, Malik • G • 6-0 • 175 • Philadelphia, PA • Chipola College, Fla.

SEASON	GP-S	MIN	FG-A	FG%	3P-A	FT-A	FT%	REB	PF	A	TO	BLK	STL	PTS	AVG
2008-09	27-21	809	92-236	.390	17-62	109-133	.820	81	68	99	83	9	34	310	11.5

Anderson, Alton

SEASON	GP-S	MIN	FG-A	FG%	3P-A	FT-A	FT%	REB	PF	A	TO	BLK	STL	PTS	AVG
1978-79															

Andreatta, Steven • F • 6-6 • 210 • Syracuse • Jamesville-Dewitt

SEASON	GP-S	MIN	FG-A	FG%	3P-A	FT-A	FT%	REB	PF	A	TO	BLK	STL	PTS	AVG
1984-85	22		28-67	.418		12-21	.571	49	32					68	3.1

Appenzeller, Bob • G • 6-1 • Valley Stream • Valley Stream South

SEASON	GP-S	MIN	FG-A	FG%	3P-A	FT-A	FT%	REB	PF	A	TO	BLK	STL	PTS	AVG
1979-80	24	492	11-32	.344		16-19	.842	30	61	76	60	0	20	38	1.6
1980-81	20		11-42	.262		13-23	.565		31					35	1.8
TOTAL	**44**		**22-74**	**.297**		**29-42**	**.690**		**92**					**73**	**1.7**

Armstrong, Francois • F/G • 6-3 • 173 • Pearl River

SEASON	GP-S	MIN	FG-A	FG%	3P-A	FT-A	FT%	REB	PF	A	TO	BLK	STL	PTS	AVG
1973-74	5		2-4	.500		0-2	.000		5					4	0.8

Asenjo, Erick • G • 5-11 • 155 • New York • A. Philip Randolph JC of Albany

SEASON	GP-S	MIN	FG-A	FG%	3P-A	FT-A	FT%	REB	PF	A	TO	BLK	STL	PTS	AVG
1994-95	3-0	19	1-2	.500	0-0	0-0	.000	4	4	4	6	0	2	2	0.7

Ash, Tom • F • 6-2 • 175 • Owego

SEASON	GP-S	MIN	FG-A	FG%	3P-A	FT-A	FT%	REB	PF	A	TO	BLK	STL	PTS	AVG
1957-58	5		27-67	.403		24-40	.600	48	17					78	15.6

Atherton, Kurt • F • 6-3 • Endicott • Union Endicott

SEASON	GP-S	MIN	FG-A	FG%	3P-A	FT-A	FT%	REB	PF	A	TO	BLK	STL	PTS	AVG
1977-78	18		32-71	.451		19-26	.731		20					83	4.6
1978-79	22		144-273	.527		54-68	.794		61					342	15.5
TOTAL	**40**		**176-344**	**.512**		**73-94**	**.777**		**81**					**425**	**10.6**

Atkin, Bill

SEASON	GP-S	MIN	FG-A	FG%	3P-A	FT-A	FT%	REB	PF	A	TO	BLK	STL	PTS	AVG
1967-68	1		0-1	.000		0-0	.000	0	2					0	0

Baietti, Glen • F • 6-4 • 195 • Hartsdale • Pelham

SEASON	GP-S	MIN	FG-A	FG%	3P-A	FT-A	FT%	REB	PF	A	TO	BLK	STL	PTS	AVG
1994-95	9-0	11	1-6	.167	0-0	0-2	.000	7	0	2	3	1	0	2	0.2

Baker, Charles • G • 6-1 • 195 • Missouri City, Tx. • Westbury Christian Eastern Wyoming JC

SEASON	GP-S	MIN	FG-A	FG%	3P-A	FT-A	FT%	REB	PF	A	TO	BLK	STL	PTS	AVG
2001-02	18-17	476	35-77	.455	14-37	16-20	.800	39	44	30	26	4	9	100	5.6
2002-03	27-27	840	59-150	.393	32-92	9-16	.563	67	66	50	40	6	20	159	5.9
TOTAL	**45-44**	**1316**	**94-227**	**.414**	**46-129**	**25-36**	**.694**	**106**	**110**	**80**	**66**	**10**	**29**	**259**	**5.8**

Baker, Ronald • F • 6-3 • 175 • Union

SEASON	GP-S	MIN	FG-A	FG%	3P-A	FT-A	FT%	REB	PF	A	TO	BLK	STL	PTS	AVG
1948-49															
1949-50															
1950-51			2			1								5	

Baker, Stephen • F • 6-2 • 185 • Binghamton

SEASON	GP-S	MIN	FG-A	FG%	3P-A	FT-A	FT%	REB	PF	A	TO	BLK	STL	PTS	AVG
1957-58	11		30-91	.330		14-44	.318	58	29					74	6.7
1958-59	15		31-98	.316		21-42	.500		33					81	5.4
1959-60															

Ballerini, Chris • G • 5-11 • 155 • Mahopac • Mahopac

SEASON	GP-S	MIN	FG-A	FG%	3P-A	FT-A	FT%	REB	PF	A	TO	BLK	STL	PTS	AVG
1995-96	17-1	240	18-35	.514	1-3	11-14	.786	19	17	42	25	0	11	48	2.8
1996-97	25-25	920	34-109	.312	4-13	17-28	.607	70	53	172	68	0	71	89	3.6
1997-98	27-27	871	29-83	.349	3-7	30-42	.714	65	50	217	88	2	56	91	3.4
1998-99	27-22	605	21-63	.333	3-16	14-17	.824	36	43	127	57	1	35	59	2.2
TOTAL	**96-75**	**2636**	**102-290**	**.352**	**11-39**	**72-101**	**.713**	**190**	**163**	**558**	**238**	**3**	**173**	**287**	**3.0**

Barrow, Will

SEASON	GP-S	MIN	FG-A	FG%	3P-A	FT-A	FT%	REB	PF	A	TO	BLK	STL	PTS	AVG
1987-88	30		137-281	.488		45-86	.523	220	90	29	76			317	10.6
1988-89															
1989-90															

Bassin, Marc

SEASON	GP-S	MIN	FG-A	FG%	3P-A	FT-A	FT%	REB	PF	A	TO	BLK	STL	PTS	AVG
1964-65															

Beck II, Marlon • G • 5-11 • 174 • Bowie, Md. • Maret School

SEASON	GP-S	MIN	FG-A	FG%	3P-A	FT-A	FT%	REB	PF	A	TO	BLK	STL	PTS	AVG
2013-14	29-20	951	86-262	.328	41-149	.55-90	.611	62	58	83	62	0	33	268	9.2
2014-15	32-20	968	83-225	.369	50-140	47-68	.691	83	56	84	56	2	33	263	8.2

Bernstein, Martz

SEASON	GP-S	MIN	FG-A	FG%	3P-A	FT-A	FT%	REB	PF	A	TO	BLK	STL	PTS	AVG
1979-80															

Billings, Nick • C • 7-0 • 220 • Kodiak, Alaska • Kodiak

SEASON	GP-S	MIN	FG-A	FG%	3P-A	FT-A	FT%	REB	PF	A	TO	BLK	STL	PTS	AVG
2001-02	21-1	367	44-91	.484	0-0	21-34	.618	102	60	7	45	80	9	109	5.2
2002-03	27-26	631	109-198	.551	0-1	26-49	.531	180	90	16	55	117	22	244	9.0
2003-04	30-30	815	142-296	.480	0-1	90-157	.573	206	79	17	90	105	22	374	12.6
2004-05	29-14	402	60-130	.462	1-3	20-48	.417	110	68	7	40	34	5	141	4.9
TOTAL	**107-712**	**215**	**355-715**	**.497**	**1-5**	**157-288**	**.545**	**598**	**297**	**47**	**230**	**336**	**58**	**868**	**8.1**

Bilos, Michael

SEASON	GP-S	MIN	FG-A	FG%	3P-A	FT-A	FT%	REB	PF	A	TO	BLK	STL	PTS	AVG
1946-47															

Bilos, Peter

SEASON	GP-S	MIN	FG-A	FG%	3P-A	FT-A	FT%	REB	PF	A	TO	BLK	STL	PTS	AVG
1947-48															
1948-49															
1949-50															

Birch, Michael • G • 6-2 • 210 • Bronx. • Alfred E. Smith

SEASON	GP-S	MIN	FG-A	FG%	3P-A	FT-A	FT%	REB	PF	A	TO	BLK	STL	PTS	AVG
1987-88	23		34-63	.540	0	32-54	.593		70					100	4.3
1988-89															
1989-90	18		11-19	.579		6-21	.286	3	22					28	1.5

Bizousky, Franklin

SEASON	GP-S	MIN	FG-A	FG%	3P-A	FT-A	FT%	REB	PF	A	TO	BLK	STL	PTS	AVG
1949-50															

Blank, Daryl • F • 6-4 • 200 • Bronx • Bronx Science

SEASON	GP-S	MIN	FG-A	FG%	3P-A	FT-A	FT%	REB	PF	A	TO	BLK	STL	PTS	AVG
1990-91	22-2	239	32-63	.508	4-6	15-20	.750	59	33	19	20	8	6	83	3.8

Blandford, Lance

SEASON	GP-S	MIN	FG-A	FG%	3P-A	FT-A	FT%	REB	PF	A	TO	BLK	STL	PTS	AVG
1988-89	24-17		93-212	.439	16-34	31-44	.705	55	57					233	9.7

Bornstein, Alfred

SEASON	GP-S	MIN	FG-A	FG%	3P-A	FT-A	FT%	REB	PF	A	TO	BLK	STL	PTS	AVG
1946-47															
1947-48															

Bowers, Monroe

SEASON	GP-S	MIN	FG-A	FG%	3P-A	FT-A	FT%	REB	PF	A	TO	BLK	STL	PTS	AVG
1972-73															

Brann, Ken • F • 6-5 • 186 • Phoenix, Ariz. • Phoenix

SEASON	GP-S	MIN	FG-A	FG%	3P-A	FT-A	FT%	REB	PF	A	TO	BLK	STL	PTS	AVG
1973-74	20		45-97	.464		18-33	.545	7	22					108	5.4
1974-75	19	256	19-47	.404		20-28	.714	88	24	25	19			58	3.1
1975-76	23		63-105	.600		18-34	.529		38					144	6.3
TOTAL	**62**		**127-249**	**.510**		**56-95**	**.589**		**84**					**310**	**5.0**

Brazier, Michael

SEASON	GP-S	MIN	FG-A	FG%	3P-A	FT-A	FT%	REB	PF	A	TO	BLK	STL	PTS	AVG
1961-62															

Brody, Jim

SEASON	GP-S	MIN	FG-A	FG%	3P-A	FT-A	FT%	REB	PF	A	TO	BLK	STL	PTS	AVG
1971-72															
1972-73															

Brogan, Robert

SEASON	GP-S	MIN	FG-A	FG%	3P-A	FT-A	FT%	REB	PF	A	TO	BLK	STL	PTS	AVG
1963-64															
1964-65															

Brookoff, Bruce

SEASON	GP-S	MIN	FG-A	FG%	3P-A	FT-A	FT%	REB	PF	A	TO	BLK	STL	PTS	AVG
1965-66	6		2-6	.333		0-0			1					4	0.7
1966-67															

Brown, Byron • G • 5-9 • 160 • City Honors/Erie CC • Buffalo, NY

SEASON	GP-S	MIN	FG-A	FG%	3P-A	FT-A	FT%	REB	PF	A	TO	BLK	STL	PTS	AVG
2011-12	8-0	44	3-10	.300	0-5	2-4	.500	4	3	3	2	0	0	8	1.0

Brown, K.J • G • 6-1 • 180 • Sicklerville, N.J.•Living Faith Christian Academy

SEASON	GP-S	MIN	FG-A	FG%	3P-A	FT-A	FT%	REB	PF	A	TO	BLK	STL	PTS	AVG
2010-11	12-0	83	10-27	.370	8-17	4-8	.500	5	13	6	13	0	3	32	2.7
2011-12	10-0	70	1-13	.077	1-6	1-4	.250	4	9	4	5	0	0	4	0.4
2012-13	**9-0**	**185**	**11-36**	**.306**	**4-19**	**20-30**	**.667**	**15**	**18**	**8**	**11**	**0**	**10**	**46**	**5.1**
TOTAL	**31-0**	**338**	**22-76**	**.289**	**13-42**	**25-42**	**.595**	**24**	**40**	**18**	**29**	**0**	**13**	**82**	**2.6**

Brown, Matt • G • 6-2 • 180 • Narbeth, Pa. • Archbishop Carroll

SEASON	GP-S	MIN	FG-A	FG%	3P-A	FT-A	FT%	REB	PF	A	TO	BLK	STL	PTS	AVG
1990-91	25		81-220	.368	19-67	49-68	.721	67		66				230	9.2
1991-92	22-0	140	14-40	.350	3-10	12-20	.600	7	14	20	14	2	6	43	2.0
TOTAL	**47**		**95-260**	**.365**	**22-77**	**61-88**	**.693**	**74**		**86**				**273**	**5.8**

Brown, Jack • F • 5-8 • 150 • Binghamton

SEASON	GP-S	MIN	FG-A	FG%	3P-A	FT-A	FT%	REB	PF	A	TO	BLK	STL	PTS	AVG
1950-51			1			2								4	
1951-52			5			13								23	
TOTAL			**6**			**15**								**47**	

Brown, Roland • F • 6-8 • 240 • Queens, N.Y. • Christ The King

SEASON	GP-S	MIN	FG-A	FG%	3P-A	FT-A	FT%	REB	PF	A	TO	BLK	STL	PTS	AVG
2012-13	29-15	528	61-157	.389	0-1	39-68	.574	123	76	10	47	16	13	161	5.6
2013-14	29-15	453	61-117	.521	0-0	31-41	.756	81	64	11	37	12	8	153	5.3
TOTAL	**58-30**	**981**	**122-274**	**.445**	**0-1**	**70-109**	**.642**	**204**	**140**	**21**	**84**	**28**	**21**	**314**	**5.4**

Buchanan, Chester

SEASON	GP-S	MIN	FG-A	FG%	3P-A	FT-A	FT%	REB	PF	A	TO	BLK	STL	PTS	AVG
1948-49															

Buford, Daryll • F • 6-4 • 220 • Bronx • JFK Bronx

SEASON	GP-S	MIN	FG-A	FG%	3P-A	FT-A	FT%	REB	PF	A	TO	BLK	STL	PTS	AVG
1979-80	20	99	11-17	.647		6-9	.667	27	11	3	9		3	28	1.4
1980-81	12		12-17	.706		2-3	.667		9					26	2.2
1981-82	13		12-35	.343		6-11	.545							30	2.3
TOTAL	**45**		**35-69**	**.507**		**14-23**	**.609**							**84**	**1.9**

Burdick, Walt • C • 6-1 • 168 • Endicott

SEASON	GP-S	MIN	FG-A	FG%	3P-A	FT-A	FT%	REB	PF	A	TO	BLK	STL	PTS	AVG
1950-51			1			5								7	
1951-52			3			8								14	
TOTAL			**4**			**13**								**21**	

Burtch, Milton • F • 5-9 • 165 • Black River

SEASON	GP-S	MIN	FG-A	FG%	3P-A	FT-A	FT%	REB	PF	A	TO	BLK	STL	PTS	AVG
1954-55	2		0-1	.000		0-0	.000							0	0.0
1955-56	15		6			6								18	1.2
TOTAL	**17**		**6**			**6**								**18**	**1.1**

Burton, Pete • F • 6-4 • 200 • Norwich • Norwich

SEASON	GP-S	MIN	FG-A	FG%	3P-A	FT-A	FT%	REB	PF	A	TO	BLK	STL	PTS	AVG
1994-95	21-0	306	31-81	.383	13-41	19-27	.704	51	13	13	13	1	6	94	4.5
1995-96	20-2	202	12-48	.250	4-28	9-11	.818	35	7	4	9	3	3	37	1.9
1996-97	16-0	118	14-32	.438	12-27	0-1	.000	11	3	3	6	1	2	40	2.5
TOTAL	**57-2**	**626**	**57-161**	**.354**	**29-96**	**28-39**	**.718**	**97**	**23**	**20**	**28**	**5**	**11**	**171**	**3.0**

Byrne, Frank • G • 6-1 • 165 • Binghamton

SEASON	GP-S	MIN	FG-A	FG%	3P-A	FT-A	FT%	REB	PF	A	TO	BLK	STL	PTS	AVG
1952-53			54			49								157	
1953-54															
1954-55	18		62-219	.283		61-91	.670							185	10.3

Callahan, Walter

SEASON	GP-S	MIN	FG-A	FG%	3P-A	FT-A	FT%	REB	PF	A	TO	BLK	STL	PTS	AVG
1969-70	10		3-11	.273		0-6	.000	17	13					6	0.6

Camara, Moussa • F • 6-5 • 185 • Paris, France • Stoneridge, Calif.

SEASON	GP-S	MIN	FG-A	FG%	3P-A	FT-A	FT%	REB	PF	A	TO	BLK	STL	PTS	AVG
2007-08	23-8	250	21-67	.313	13-52	0-5	.000	25	29	6	14	4	3	55	2.4
2008-09	23-8	314	23-58	.397	15-41	17-23	.739	23	29	5	15	1	8	78	3.4
2009-10	31-21	955	106-276	.384	48-146	73-99	.737	89	54	21	48	2	23	333	10.7
2010-11	31-18	930	111-306	.363	73-189	53-66	.803	76	46	28	38	4	12	348	11.2
TOTAL	**108-55**	**2,449**	**261-707**	**.369**	**149-428**	**143-193**	**.741**	**213**	**158**	**60**	**115**	**11**	**46**	**814**	**6.9**

Campbell, Garth • F • 6-5 • 190 • Miramar, Fla. • St. Thomas Aquinas

SEASON	GP-S	MIN	FG-A	FG%	3P-A	FT-A	FT%	REB	PF	A	TO	BLK	STL	PTS	AVG
2000-01	22-0	243	37-71	.521	7-20	11-23	.478	52	27	15	15	4	3	92	4.2

Carter, Brandon • G • 6-3 • 200 • McPherson, Kan. • McPherson Seward County CC

SEASON	GP-S	MIN	FG-A	FG%	3P-A	FT-A	FT%	REB	PF	A	TO	BLK	STL	PTS	AVG
2002-03	27-21	637	69-143	.483	22-59	27-36	.750	95	55	40	30	8	21	187	7.0
2003-04	30-30	1039	103-252	.409	46-124	77-97	.794	106	102	49	48	8	49	329	11.0
TOTAL	**57-51**	**1676**	**172-395**	**.435**	**68-183**	**104-133**	**.782**	**201**	**157**	**89**	**78**	**16**	**70**	**516**	**9.1**

Casseus, Joel • F • 6-3 • 205 • Montreal, Quebec • Dunton Dawson College

SEASON	GP-S	MIN	FG-A	FG%	3P-A	FT-A	FT%	REB	PF	A	TO	BLK	STL	PTS	AVG
2002-03	19-1	170	11-72	.153	2-13	5-16	.313	20	20	13	17	1	5	29	1.5
2003-04	30-0	380	27-86	.314	6-30	9-21	.429	61	30	20	35	2	15	69	2.3
2004-05	24-5	247	15-50	.300	3-14	5-16	.313	35	29	15	17	1	9	38	1.6
TOTAL	**73-6**	**797**	**53-208**	**.255**	**11-57**	**19-53**	**.358**	**116**	**79**	**48**	**69**	**4**	**29**	**136**	**1.9**

Cavari, John • G • 5-11 • 165 • Pearl River • Pearl River

SEASON	GP-S	MIN	FG-A	FG%	3P-A	FT-A	FT%	REB	PF	A	TO	BLK	STL	PTS	AVG
1982-83	4		4-7	.571		2-4	.500		0					10	2.5
1983-84															
1984-85	23		36-92	.391		28-38	.737	19	20					103	4.5
1985-86	24		54-130	.415		32-46	.696		15					140	5.8

Cerasaro, Anthony • G • 5-10 • 165 • Endicott

SEASON	GP-S	MIN	FG-A	FG%	3P-A	FT-A	FT%	REB	PF	A	TO	BLK	STL	PTS	AVG
1958-59	8		10-47	.213		27-56	.482		25					47	5.9

Chandler, Chris • G • 6-4 • 195 • Wyandanch • North Babylon

SEASON	GP-S	MIN	FG-A	FG%	3P-A	FT-A	FT%	REB	PF	A	TO	BLK	STL	PTS	AVG
1993-94	18		21-35	.600		8-15	.533	21		1				50	2.8
1994-95	11-0	80	11-19	.579	0-0	8-10	.800	11	8	3	4	1	1	30	2.7
TOTAL	**29**		**32-54**	**.593**		**16-25**	**.640**	**23**		**4**				**80**	**2.8**

Cherrone, Demetrious • G • 5-9 • 160 • Binghamton

SEASON	GP-S	MIN	FG-A	FG%	3P-A	FT-A	FT%	REB	PF	A	TO	BLK	STL	PTS	AVG
1958-59	3		0-1	.000		0-2	.000		1					0	0.0

Chiacchierini, Dick

SEASON	GP-S	MIN	FG-A	FG%	3P-A	FT-A	FT%	REB	PF	A	TO	BLK	STL	PTS	AVG
1961-62															

Clarisse, Peter

SEASON	GP-S	MIN	FG-A	FG%	3P-A	FT-A	FT%	REB	PF	A	TO	BLK	STL	PTS	AVG
1958-59															
1959-60															

Clarisse, Thomas • F • 6-3 • 175 • Centerport

SEASON	GP-S	MIN	FG-A	FG%	3P-A	FT-A	FT%	REB	PF	A	TO	BLK	STL	PTS	AVG
1958-59	11		4-10	.400		15-23	.652		8					23	2.1

Clark, Stanford

SEASON	GP-S	MIN	FG-A	FG%	3P-A	FT-A	FT%	REB	PF	A	TO	BLK	STL	PTS	AVG
1965-66	5		1-4	.250		0-0			0					2	0.4
1966-67															

Clause, Stephen

SEASON	GP-S	MIN	FG-A	FG%	3P-A	FT-A	FT%	REB	PF	A	TO	BLK	STL	PTS	AVG

1946-47

Cohen, Jason • G • 6-3 • 165 • Manalapan, N.J. • Manalapan

SEASON	GP-S	MIN	FG-A	FG%	3P-A	FT-A	FT%	REB	PF	A	TO	BLK	STL	PTS	AVG
1990-91	18		15-30	.500	3-5	14-20	.700	31		10				47	2.6

Cohen, Robert • G • 5-10 • 147 • Valley Cottage • Far Rockaway

SEASON	GP-S	MIN	FG-A	FG%	3P-A	FT-A	FT%	REB	PF	A	TO	BLK	STL	PTS	AVG
1972-73															
1973-74															
1974-75	12	74	3-11	.273		1-7	.143	13	15	13	13			7	0.6

Coleman, Tom • F • 6-3 • 175 • White Plains • Valhalla

SEASON	GP-S	MIN	FG-A	FG%	3P-A	FT-A	FT%	REB	PF	A	TO	BLK	STL	PTS	AVG
1982-83	21		75-132	.568		27-49	.551	17	45					177	8.4
1983-84	18		14-31	.452		18-29	.621	14	31					46	2.6
1984-85	19		25-49	.510		21-39	.538	39	37					71	3.7
1985-86	25-2		66-117	.564		27-45	.600	45						161	6.4
TOTAL	**83**		**180-329**	**.547**		**93-162**	**.574**	**115**						**455**	**5.5**

Collins, Jim

SEASON	GP-S	MIN	FG-A	FG%	3P-A	FT-A	FT%	REB	PF	A	TO	BLK	STL	PTS	AVG
1952-53			17			17								51	

Combs, Walt • F • 6-2 • 170 • Binghamton • Binghamton

SEASON	GP-S	MIN	FG-A	FG%	3P-A	FT-A	FT%	REB	PF	A	TO	BLK	STL	PTS	AVG
1952-53			16			18								50	

Comeno, Joe • G • 5-10 • 167 • Endicott • Seton Catholic

SEASON	GP-S	MIN	FG-A	FG%	3P-A	FT-A	FT%	REB	PF	A	TO	BLK	STL	PTS	AVG
1972-73															
1973-74	16		14-55	.255		4-10	.400		14					32	2.0
1974-75	19	211	17-57	.298		10-14	.714		14	24	22	24		44	2.3

Costley, Ray • G • 5-8 • 165 • West New York, N.J.

SEASON	GP-S	MIN	FG-A	FG%	3P-A	FT-A	FT%	REB	PF	A	TO	BLK	STL	PTS	AVG
1955-56	16		14			13								41	2.6
1956-57	5		3-9	.333		0-3	.000	7	10					6	1.2
TOTAL	**21**		**17**			**13**								**47**	**2.2**

Coval, Barry • G • 6-2 • 180 • Bayside • Bayside

SEASON	GP-S	MIN	FG-A	FG%	3P-A	FT-A	FT%	REB	PF	A	TO	BLK	STL	PTS	AVG
1985-86	5		4-9	.444		7-12	.583		1					15	3.0

Cunningham, Mike • C/F • 6-5 • 200 • Binghamton • Binghamton No.

SEASON	GP-S	MIN	FG-A	FG%	3P-A	FT-A	FT%	REB	PF	A	TO	BLK	STL	PTS	AVG
1971-72															
1972-73															
1973-74	21		46-123	.374		10-17	.588	6	46					102	4.9
1974-75	23	593	84-184	.457		27-37	.730	200	55	40	63			195	8.5

D'Aristotle, Anthony • G • 5-10 • 145 • Binghamton

SEASON	GP-S	MIN	FG-A	FG%	3P-A	FT-A	FT%	REB	PF	A	TO	BLK	STL	PTS	AVG
1959-60															
1960-61															

Dalley, Mike • G • 6-0 • 165 • New City • Ramapo

SEASON	GP-S	MIN	FG-A	FG%	3P-A	FT-A	FT%	REB	PF	A	TO	BLK	STL	PTS	AVG
1996-97	18-0	86	1-8	.125	0-2	5-14	.357	8	15	14	16	0	6	7	0.4
1997-98	11-0	26	2-3	.667	1-1	1-5	.200	2	2	4	4	1	2	6	0.5
TOTAL	**29-0**	**112**	**3-11**	**.273**	**1-3**	**6-19**	**.316**	**10**	**17**	**18**	**20**	**1**	**8**	**13**	**0.4**

Dancy, Ernest • G • 6-0 • 175 • Brooklyn • Brooklyn Tech

SEASON	GP-S	MIN	FG-A	FG%	3P-A	FT-A	FT%	REB	PF	A	TO	BLK	STL	PTS	AVG
1999-00	18-0	109	20-34	.588	0-2	9-12	.750	10	8	17	23	2	5	49	2.7

Davis, Jim • F • 6-3 • 165 • Hewlett • Hewlett

SEASON	GP-S	MIN	FG-A	FG%	3P-A	FT-A	FT%	REB	PF	A	TO	BLK	STL	PTS	AVG
1958-59	15		89-199	.447		39-64	.609		50					217	14.5
1959-60	12		73-168	.435		47-63	.746	68	54					193	15.2
1960-61														388	22.9
1961-62														294	17.9
TOTAL														**1092**	**17.6**

Davis, Sheldon

SEASON	GP-S	MIN	FG-A	FG%	3P-A	FT-A	FT%	REB	PF	A	TO	BLK	STL	PTS	AVG
1946-47															
1947-48															

Davis, Steve

SEASON	GP-S	MIN	FG-A	FG%	3P-A	FT-A	FT%	REB	PF	A	TO	BLK	STL	PTS	AVG
1962-63															
1963-64															

Davis, Theo • C • 6-9 • 230 • Brampton, Ontario • Gonzaga University

SEASON	GP-S	MIN	FG-A	FG%	3P-A	FT-A	FT%	REB	PF	A	TO	BLK	STL	PTS	AVG
2008-09	6-0	57	2-13	.154	0-0	0-2	.000	11	11	9	12	5	2	4	0.7

Davison, Drew • G • 6-2 • 175 • Roanoke, VA • Cave Spring Marshalltown CC

SEASON	GP-S	MIN	FG-A	FG%	3P-A	FT-A	FT%	REB	PF	A	TO	BLK	STL	PTS	AVG
2005-06	14-0	59	4-18	.222	0-10	3-5	.600	4	6	4	9	0	0	11	0.8

Daws, Jeffrey • F • 6-4 • 200 • Vestal • Vestal

SEASON	GP-S	MIN	FG-A	FG%	3P-A	FT-A	FT%	REB	PF	A	TO	BLK	STL	PTS	AVG
1998-99	19-5	294	34-91	.374	17-53	16-17	.941	52	17	16	22	1	18	101	5.3
1999-00	15-15	363	45-94	.479	20-50	9-18	.500	85	27	27	44	0	13	119	7.9
2000-01	27-25	734	65-168	.387	53-131	26-31	.839	62	37	53	49	4	17	209	7.7
2001-02	28-20	569	79-190	.416	54-141	10-16	.625	63	36	28	24	4	8	222	7.9
TOTAL	**89-65**	**1960**	**223-543**	**.411**	**144-375**	**61-82**	**.744**	**262**	**117**	**124**	**139**	**9**	**56**	**651**	**7.3**

Del Prato, Gary • F/G • 6-3 • 189

SEASON	GP-S	MIN	FG-A	FG%	3P-A	FT-A	FT%	REB	PF	A	TO	BLK	STL	PTS	AVG
1972-73															
1973-74	2		2-4	0.500		0-0	0.000		1					4	2.0

Deuel, George

SEASON	GP-S	MIN	FG-A	FG%	3P-A	FT-A	FT%	REB	PF	A	TO	BLK	STL	PTS	AVG
1987-88	7		4-16	.250	0	3-4	.750				5			11	1.6

DeVoe, Matt • G • 6-2 • 180 • Mechanicville • Mechanicville

SEASON	GP-S	MIN	FG-A	FG%	3P-A	FT-A	FT%	REB	PF	A	TO	BLK	STL	PTS	AVG
1997-98	9-0	37	3-11	.273	1-7	2-5	.400	2	4	4	5	0	1	9	1.0
1998-99	4-0	13	0-1	.000	0-0	0-0	.000	1	2	0	2	0	1	0	0.0
TOTAL	**13-0**	**50**	**3-12**	**.250**	**1-7**	**2-5**	**.400**	**3**	**6**	**4**	**7**	**0**	**2**	**9**	**0.7**

Dickinson, Ben • F • 6-9 • 230 • Gonzaga High • Alexandria, Va

SEASON	GP-S	MIN	FG-A	FG%	3P-A	FT-A	FT%	REB	PF	A	TO	BLK	STL	PTS	AVG
2011-12	30-27	946	151-369	.409	11-51	92-137	.672	184	96	76	93	17	19	405	13.5

Digraci, Frank

SEASON	GP-S	MIN	FG-A	FG%	3P-A	FT-A	FT%	REB	PF	A	TO	BLK	STL	PTS	AVG
1953-54															
1955-56	4		14			8								36	9.0

Dillon

SEASON	GP-S	MIN	FG-A	FG%	3P-A	FT-A	FT%	REB	PF	A	TO	BLK	STL	PTS	AVG
1988-89	6		2-5	.400	0-0	0-0	.000	5	0					4	0.7

Dino, Bill

SEASON	GP-S	MIN	FG-A	FG%	3P-A	FT-A	FT%	REB	PF	A	TO	BLK	STL	PTS	AVG
1949-50															

Donahue, Pete • F • 6-4 • 180 • E. Moriches • W. Hampton Beach

SEASON	GP-S	MIN	FG-A	FG%	3P-A	FT-A	FT%	REB	PF	A	TO	BLK	STL	PTS	AVG
1994-95	21-2	431	78-174	.448	30-85	15-21	.714	69	28	36	42	11	10	201	9.6
1995-96	25-8	470	61-178	.343	31-102	8-23	.348	79	36	29	31	3	7	161	6.4
1996-97	12-0	83	11-38	.289	5-18	0-0	.000	11	11	4	8	0	4	27	2.3
TOTAL	**58-10**	**984**	**150-390**	**.385**	**66-205**	**23-44**	**.523**	**159**	**75**	**69**	**81**	**14**	**21**	**389**	**6.7**

Donlich

SEASON	GP-S	MIN	FG-A	FG%	3P-A	FT-A	FT%	REB	PF	A	TO	BLK	STL	PTS	AVG
1947-48															

Dormer, John • F • 6-7 • 220 • Northport • St. Anthony's

SEASON	GP-S	MIN	FG-A	FG%	3P-A	FT-A	FT%	REB	PF	A	TO	BLK	STL	PTS	AVG
1988-89														153	15.3
1989-90														309	12.3
1990-91	25		134-279	.480		48-90	.533	214		44		36		319	12.8
1991-92	26-25	703	97-193	.503	3-7	59-105	.562	175	66	55	50	42	33	253	9.7
TOTAL														**1034**	**12.0**

Doyle, George

SEASON	GP-S	MIN	FG-A	FG%	3P-A	FT-A	FT%	REB	PF	A	TO	BLK	STL	PTS	AVG
1949-50															

Drumm, Ronald

SEASON	GP-S	MIN	FG-A	FG%	3P-A	FT-A	FT%	REB	PF	A	TO	BLK	STL	PTS	AVG
1969-70	1		0-1	.000		0-2	.000	0	0					0	0.0

Dummler, John • F • 6-4 • 195 • West Islip • West Islip

SEASON	GP-S	MIN	FG-A	FG%	3P-A	FT-A	FT%	REB	PF	A	TO	BLK	STL	PTS	AVG
1982-83	7		10-15	.667		3-3	1.000		8					23	3.3

1983-84	9		4-8	.500		1-2	.500	11	8					9	1.0
1984-85	23		21-54	.389		20-32	.625	59	34					62	2.7
1985-86	26-3		84-159	.528		48-65	.738		51					216	8.3
TOTAL	**65-3**		**119-236**	**.504**		**72-102**	**.706**		**101**					**310**	**4.8**

Dupack

SEASON	GP-S	MIN	FG-A	FG%	3P-A	FT-A	FT%	REB	PF	A	TO	BLK	STL	PTS	AVG
1954-55	13		41-96	.427		11-24	.458							93	7.2

Dyer, Bob • C • 6-1 • 155 • Binghamton • Binghamton

SEASON	GP-S	MIN	FG-A	FG%	3P-A	FT-A	FT%	REB	PF	A	TO	BLK	STL	PTS	AVG
1952-53			9			18								36	

Eagan, Tom • G • 6-2 • Sayville • Sayville

SEASON	GP-S	MIN	FG-A	FG%	3P-A	FT-A	FT%	REB	PF	A	TO	BLK	STL	PTS	AVG
1976-77	17		7-19	.368		8-15	.533	1	9					22	1.3

Eckert, Tim • F • 6-8 • Liverpool • Christian Brothers

SEASON	GP-S	MIN	FG-A	FG%	3P-A	FT-A	FT%	REB	PF	A	TO	BLK	STL	PTS	AVG
1987-88	11		22-41	.537	0	3-16	.188		38					47	4.3

Eisen, Greg • G • 6-1 • 180 • Forest Hills • Danbury High, Conn.

SEASON	GP-S	MIN	FG-A	FG%	3P-A	FT-A	FT%	REB	PF	A	TO	BLK	STL	PTS	AVG
1992-93	15-0	102	10-37	.270	5-17	6-12	.500	14	6	3	10	0	5	31	2.1
1993-94	24		25-71	.352		8-16	.500	34		20				69	2.9
1994-95	24-20	437	49-133	.368	17-63	28-35	.800	61	26	25	27	3	19	143	6.0
1995-96	25-25	633	87-216	.403	31-100	52-66	.788	103	51	52	40	2	35	257	10.3
TOTAL	**88**		**171-457**	**.374**		**94-129**	**.728**	**212**		**100**				**500**	**5.7**

Ellis, Casper • G • 6-0 • 180 • Freeport • Freeport

SEASON	GP-S	MIN	FG-A	FG%	3P-A	FT-A	FT%	REB	PF	A	TO	BLK	STL	PTS	AVG
1983-84	12		5-12	.417		10-13	.769	3	6					20	1.7
1984-85	12		6-15	.400		14-18	.778	5	12					26	2.2
TOTAL	**24**		**11-27**	**.407**		**24-31**	**.774**	**8**	**18**					**46**	**1.9**

Ess, Harley

SEASON	GP-S	MIN	FG-A	FG%	3P-A	FT-A	FT%	REB	PF	A	TO	BLK	STL	PTS	AVG
1960-61															

Esh, William

SEASON	GP-S	MIN	FG-A	FG%	3P-A	FT-A	FT%	REB	PF	A	TO	BLK	STL	PTS	AVG
1967-68	1													0	0.0

Evans, Gordie • C • 6-2 • 175 • Vestal • Vestal

SEASON	GP-S	MIN	FG-A	FG%	3P-A	FT-A	FT%	REB	PF	A	TO	BLK	STL	PTS	AVG
1949-50															
1950-51	22		93			55								241	11.0
1951-52			51			43								145	

Falkenberg, Karl • G • 6-1 • Susquehanna Valley • Broome CC

SEASON	GP-S	MIN	FG-A	FG%	3P-A	FT-A	FT%	REB	PF	A	TO	BLK	STL	PTS	AVG
1977-78	21		15-40	.375		6-9	.667		21					36	1.7

Fanton, John • G • 6-2 • 175 • Wellsville • Andover

SEASON	GP-S	MIN	FG-A	FG%	3P-A	FT-A	FT%	REB	PF	A	TO	BLK	STL	PTS	AVG
1990-91	25		96-196	.490	32-67	22-31	.710	78		30				246	9.8
1991-92	26-10	491	61-152	.401	7-43	19-30	.633	60	53	26	38	3	22	148	5.7
1992-93	28-12	563	75-148	.507	14-36	39-58	.672	68	46	39	43	2	28	203	7.3
1993-94	30		115-257	.447		14-21	.667	105		44				290	9.7
TOTAL	**109**		**347-753**	**.461**		**94-140**	**.671**	**311**		**139**				**887**	**8.1**

Felter, Jake • F • 6-2 • 158 • Endicott

SEASON	GP-S	MIN	FG-A	FG%	3P-A	FT-A	FT%	REB	PF	A	TO	BLK	STL	PTS	AVG
1950-51	22		79			46								204	9.3
1951-52			102			60								264	
TOTAL			181			106								468	

Fehrman, Bob • F • 6-4 • 170 • Binghamton

SEASON	GP-S	MIN	FG-A	FG%	3P-A	FT-A	FT%	REB	PF	A	TO	BLK	STL	PTS	AVG
1952-53			34			17								85	

Feuerstein, Paul

SEASON	GP-S	MIN	FG-A	FG%	3P-A	FT-A	FT%	REB	PF	A	TO	BLK	STL	PTS	AVG
1961-62															

Fine, David • G • 6-1 • 180 • Syracuse • Jacksonville St.

SEASON	GP-S	MIN	FG-A	FG%	3P-A	FT-A	FT%	REB	PF	A	TO	BLK	STL	PTS	AVG
2008-09	16-0	63	6-12	.500	1-3	1-4	.250	1	4	3	10	0	4	14	0.9

Finger, Al • F • 6-0 • 157 • Hudson

SEASON	GP-S	MIN	FG-A	FG%	3P-A	FT-A	FT%	REB	PF	A	TO	BLK	STL	PTS	AVG
1957-58	1		0-0			1-2	.500	0	1					1	1.0

Fishaman, Ethan

SEASON	GP-S	MIN	FG-A	FG%	3P-A	FT-A	FT%	REB	PF	A	TO	BLK	STL	PTS	AVG
1961-62															

Fisher, George

SEASON	GP-S	MIN	FG-A	FG%	3P-A	FT-A	FT%	REB	PF	A	TO	BLK	STL	PTS	AVG
1971-72															
1972-73															

Fithian, Jordan • F • 6-6 • 245 • McPherson, Kan • McPherson

SEASON	GP-S	MIN	FG-A	FG%	3P-A	FT-A	FT%	REB	PF	A	TO	BLK	STL	PTS	AVG
2004-05	29-10	481	38-79	.481	2-4	13-26	.500	92	68	25	28	8	6	91	3.1
2005-06	11-9	259	16-49	.327	0-3	18-30	.600	43	36	12	14	3	2	50	4.5
TOTAL	**40-19**	**740**	**54-128**	**.422**	**2-7**	**31-56**	**.554**	**135**	**104**	**37**	**42**	**11**	**8**	**141**	**3.5**

Fleming, Greg • G • 6-0 • 172 • Jamaica • Springfield Gardens

SEASON	GP-S	MIN	FG-A	FG%	3P-A	FT-A	FT%	REB	PF	A	TO	BLK	STL	PTS	AVG
1983-84	22		62-125	.496		21-43	.488	44	45					145	6.6
1984-85	24		201-373	.539		92-140	.657	80	65					494	20.6
TOTAL	**46**		**263-498**	**.528**		**113-183**	**.617**	**124**	**110**					**639**	**13.9**

Foley, Jerry • G • 5-11 • 173 • Johnson City • Johnson City

SEASON	GP-S	MIN	FG-A	FG%	3P-A	FT-A	FT%	REB	PF	A	TO	BLK	STL	PTS	AVG
1974-75	15	278	21-73	.288		13-17	.765	17	24	27	35			55	3.7

Forbes, Richard • G • 6-0 • 180 • Far Rockaway, N.Y. Howard Junior College (Texas)

SEASON	GP-S	MIN	FG-A	FG%	3P-A	FT-A	FT%	REB	PF	A	TO	BLK	STL	PTS	AVG
2006-07	28-1	675	107-257	.416	40-111	61-80	.763	68	65	50	66	2	25	315	11.3
2007-08	29-21	811	112-265	.423	34-106	72-85	.847	72	62	71	78	4	42	330	11.4
TOTAL	**57-22**	**1486**	**219-522**	**.420**	**74-217**	**133-165**	**.806**	**140**	**127**	**121**	**144**	**6**	**67**	**645**	**11.3**

Francis, Carlyle • G • 6-2 • 185 • Pickering/Tallahassee CC • Toronto, Ontario

SEASON	GP-S	MIN	FG-A	FG%	3P-A	FT-A	FT%	REB	PF	A	TO	BLK	STL	PTS	AVG
2011-12	10-7	143	10-30	.333	1-12	12-16	.750	18	13	8	21	3	8	33	3.3

Frecous, Mike

SEASON	GP-S	MIN	FG-A	FG%	3P-A	FT-A	FT%	REB	PF	A	TO	BLK	STL	PTS	AVG
1964-65															

Freedus, Micheal

SEASON	GP-S	MIN	FG-A	FG%	3P-A	FT-A	FT%	REB	PF	A	TO	BLK	STL	PTS	AVG
1961-62															
1962-63															

Freeman, Brian • F • 6-8 • 225 • Clinton, MD • Potomac

SEASON	GP-S	MIN	FG-A	FG%	3P-A	FT-A	FT%	REB	PF	A	TO	BLK	STL	PTS	AVG
2012-13	25-7	338	47-97	.485	0-0	17-28	.607	72	39	5	34	26	6	111	4.4
TOTAL	**25-7**	**338**	**47-97**	**.485**	**0-0**	**17-28**	**.607**	**72**	**39**	**5**	**34**	**26**	**6**	**111**	**4.4**

Freidberg, Bruce • G • 6-1 • N. Woodmere • Lawrence

SEASON	GP-S	MIN	FG-A	FG%	3P-A	FT-A	FT%	REB	PF	A	TO	BLK	STL	PTS	AVG
1976-77	18		13-27	.481		1-8	.125	1	8					28	1.6

Frisk, Fran • G • 5-10 • 189 • Endicott • Endicott

SEASON	GP-S	MIN	FG-A	FG%	3P-A	FT-A	FT%	REB	PF	A	TO	BLK	STL	PTS	AVG
1951-52			4			4								12	

Fuchs, Marc • G/F • 6-2 • 179 • New City • Clarkstown No.

SEASON	GP-S	MIN	FG-A	FG%	3P-A	FT-A	FT%	REB	PF	A	TO	BLK	STL	PTS	AVG
1973-74															
1974-75	20	247	31-69	.449		12-22	.545	57	21	20	27			74	3.7
1975-76	22		45-88	.511		17-30	.567		16					107	4.9
1976-77	20		86-156	.551		28-46	.609	7	35					200	10.0

Fuller, Reggie • F • 6-6 • 195 • MIssouri City, Texas • Angelina College

SEASON	GP-S	MIN	FG-A	FG%	3P-A	FT-A	FT%	REB	PF	A	TO	BLK	STL	PTS	AVG
2007-08	29-26	726	78-128	.609	1-3	33-48	.688	166	64	32	34	37	28	190	6.6
2008-09	32-29	1011	128-216	.593	0-0	72-103	.699	223	109	22	44	53	28	328	10.3
TOTAL	**61-55**	**1737**	**206-344**	**.599**	**1-3**	**105-151**	**.695**	**389**	**173**	**54**	**78**	**90**	**56**	**518**	**8.5**

Funk, Channing

SEASON	GP-S	MIN	FG-A	FG%	3P-A	FT-A	FT%	REB	PF	A	TO	BLK	STL	PTS	AVG
1960-61															

Gabriele, Tobie

SEASON	GP-S	MIN	FG-A	FG%	3P-A	FT-A	FT%	REB	PF	A	TO	BLK	STL	PTS	AVG
1968-69															
1969-70	17		96-219	.438		40-64	.625	116	62					232	13.6
1970-71															

Gainen, Larry

SEASON	GP-S	MIN	FG-A	FG%	3P-A	FT-A	FT%	REB	PF	A	TO	BLK	STL	PTS	AVG
1964-65															

1965-66	16		108-245	.441		78-95	.821		51					294	18.4
1966-67															
1967-68	16		112-268	.418		79-93	.850	42	38					303	18.9

Garbarino, Joe

SEASON	GP-S	MIN	FG-A	FG%	3P-A	FT-A	FT%	REB	PF	A	TO	BLK	STL	PTS	AVG
1954-55	9		74-186	.398		74-104	.712							222	24.7
1955-56	9		64			69								197	21.9
1956-57	8		54-144	.375		46-79	.582	24	26					154	19.3
TOTAL	**26**		**192**			**189**								**573**	**22.0**

Gardner, Keith • F/C • 6-6 • 185 • Garden City So. • Carey

SEASON	GP-S	MIN	FG-A	FG%	3P-A	FT-A	FT%	REB	PF	A	TO	BLK	STL	PTS	AVG
1975-76															
1976-77															
1977-78	14		17-34	.500		12-19	.632		6					46	3.3
1978-79	14		10-23	.435		2-6	.333		23					22	1.6

Garrett, Chris

SEASON	GP-S	MIN	FG-A	FG%	3P-A	FT-A	FT%	REB	PF	A	TO	BLK	STL	PTS	AVG
1996-97	3-0	25	4-13	.308	0-0	4-4	1.000	5	2	0	1	0	0	12	4.0

Gearing, Dave • F • 6-4 • 195 • Williamsville • Williamsville

SEASON	GP-S	MIN	FG-A	FG%	3P-A	FT-A	FT%	REB	PF	A	TO	BLK	STL	PTS	AVG
1975-76	11		4-10	.400		4-6	.667		6					12	1.1

Gelling, Bob • F • 6-5 • 205 • Smithtown • Hauppauge

SEASON	GP-S	MIN	FG-A	FG%	3P-A	FT-A	FT%	REB	PF	A	TO	BLK	STL	PTS	AVG
1982-83	14		4-15	.267		2-5	.400	3	15					10	0.7

Gilfeather, John

SEASON	GP-S	MIN	FG-A	FG%	3P-A	FT-A	FT%	REB	PF	A	TO	BLK	STL	PTS	AVG
1953-54															

Gning, Serigne

SEASON	GP-S	MIN	FG-A	FG%	3P-A	FT-A	FT%	REB	PF	A	TO	BLK	STL	PTS	AVG
1998-99	12-9	288	32-78	.410	0-0	15-33	.455	71	38	4	20	17	4	79	6.6

Goldberg, Barry • G • 5-11 • 164 • Roslyn • Roslyn

SEASON	GP-S	MIN	FG-A	FG%	3P-A	FT-A	FT%	REB	PF	A	TO	BLK	STL	PTS	AVG
1984-85	8		6-15	.400		8-11	.727	5	6					20	2.5
1985-86	25-1		123-248	.496	2	26-32	.813		26					285	1.1
1986-87	22-17		134-297	.451	21-41	26-30	.867		31					314	14.3
TOTAL	**55**		**260-560**	**.464**		**60-72**	**.833**		**63**					**619**	**11.3**

Goldberg, Ken

SEASON	GP-S	MIN	FG-A	FG%	3P-A	FT-A	FT%	REB	PF	A	TO	BLK	STL	PTS	AVG
1953-54															

Gomulka, Robert

SEASON	GP-S	MIN	FG-A	FG%	3P-A	FT-A	FT%	REB	PF	A	TO	BLK	STL	PTS	AVG
1970-71															

Gomulka, Thomas • F • Johnson City

SEASON	GP-S	MIN	FG-A	FG%	3P-A	FT-A	FT%	REB	PF	A	TO	BLK	STL	PTS	AVG
1967-68	7		54-125	.432		51-76	.671	23	22					159	22.7
1968-69														348	20.5
1969-70	17		168-402	.418		152-195	.779	62	45					488	28.7
1970-71														405	23.8
TOTAL														**1400**	**24.1**

Goodrich, Francois

SEASON	GP-S	MIN	FG-A	FG%	3P-A	FT-A	FT%	REB	PF	A	TO	BLK	STL	PTS	AVG
1966-67															
1967-68	16		63-144	.438		28-44	.636	171	39					154	9.6
1968-69															
1969-70	8		32-73	.438		15-24	.625	121	32					79	9.9

Gordon, Mike • G • 6-0 • 185 • Plainfield, N.J. • Plainfield

SEASON	GP-S	MIN	FG-A	FG%	3P-A	FT-A	FT%	REB	PF	A	TO	BLK	STL	PTS	AVG
2004-05	27-14	468	29-91	.308	12-47	14-18	.778	48	30	41	32	2	25	82	3.0
2005-06	29-29	1035	85-232	.366	34-99	43-63	.683	114	61	131	64	5	48	247	8.5
2006-07	29-29	1056	110-275	.400	55-147	44-68	.647	89	74	117	49	13	71	319	11.0
2007-08	30-30	1076	135-308	.438	40-115	65-83	.783	121	85	114	62	7	66	375	12.5
TOTAL	**115-102**	**3635**	**358-906**	**.395**	**141-408**	**166-232**	**.716**	**372**	**250**	**403**	**207**	**27**	**210**	**1023**	**8.9**

Gosney, Joe • G • 6-0 • 175 • Binghamton • Seton Catholic

SEASON	GP-S	MIN	FG-A	FG%	3P-A	FT-A	FT%	REB	PF	A	TO	BLK	STL	PTS	AVG
1983-84	7		3-11	.273		2-4	.500	1	6					8	1.1

Grabowski, Chet • G • 5-11 • 195 • Johnson City

SEASON	GP-S	MIN	FG-A	FG%	3P-A	FT-A	FT%	REB	PF	A	TO	BLK	STL	PTS	AVG
1949-50															
1951-52			11			5								27	

Grande, Bob • G • 5-11 • 175 • Herkimer • Herkimer

SEASON	GP-S	MIN	FG-A	FG%	3P-A	FT-A	FT%	REB	PF	A	TO	BLK	STL	PTS	AVG
1973-74															
1974-75	23	703	105-246	.427		15-28	.536	65	69	68	53			225	9.8

Gray, Jimmy • G • 6-0 • 170 • Binghamton, NY • Binghamton HS

SEASON	GP-S	MIN	FG-A	FG%	3P-A	FT-A	FT%	REB	PF	A	TO	BLK	STL	PTS	AVG
2009-10	23-0	179	11-38	.289	8-30	3-5	.600	14	13	9	10	1	12	33	1.4
2010-11	31-19	862	69-188	.367	40-115	25-32	.781	56	47	71	50	3	29	203	6.5
2011-12	31-29	1068	93-247	.377	48-146	27-34	.794	113	70	112	83	7	60	261	8.4
2012-13	**30-30**	**1095**	**112-307**	**.365**	**67-216**	**24-30**	**.800**	**100**	**59**	**99**	**99**	**4**	**42**	**315**	**10.5**
TOTAL	**115-78**	**3204**	**185-780**	**.366**	**163-507**	**79-101**	**.782**	**283**	**189**	**291**	**242**	**15**	**143**	**812**	**7.1**

Green, Anthony • G • 6-1 •185 • Philadelphia, Pa. • Gloucester CC

SEASON	GP-S	MIN	FG-A	FG%	3P-A	FT-A	FT%	REB	PF	A	TO	BLK	STL	PTS	AVG
2001-02	22-10	565	73-182	.401	14-58	61-77	.792	74	49	70	69	2	30	221	10.0
2002-03	27-27	943	140-377	.371	71-208	100-119	.840	129	43	114	100	6	50	451	16.7
TOTAL	**49-37**	**1508**	**213-559**	**.381**	**85-266**	**161-196**	**.821**	**203**	**92**	**184**	**169**	**8**	**80**	**672**	**13.7**

Greenberg, Jeremy • G • 6-0 • 170 • Vestal • Vestal

SEASON	GP-S	MIN	FG-A	FG%	3P-A	FT-A	FT%	REB	PF	A	TO	BLK	STL	PTS	AVG
1990-91	25		62-174	.356	38-118	53-70	.757	69		100			35	215	8.6
1991-92	26-26	868	63-141	.447	41-93	32-42	.762	43	54	131	66	2	40	199	7.7
1992-93	28-28	939	71-166	.428	46-114	32-47	.681	64	50	164	79	3	31	220	7.9
1993-94	30		76-171	.444		30-43	.698	83		193			47	227	7.6
TOTAL	**109**		**272-652**	**.417**	**145-202**		**.728**	**259**		**588**			**153**	**861**	**7.9**

Greenberg, Michael • G • 5-9 • 145 • Brooklyn

SEASON	GP-S	MIN	FG-A	FG%	3P-A	FT-A	FT%	REB	PF	A	TO	BLK	STL	PTS	AVG
1959-60	11		17-40	.425		26-38	.684	10	6					60	5.5
1960-61														248	15.5
1961-62														304	17.9
1962-63														401	25.1
TOTAL														**1,107**	**15.9**

Greenwald, Gary

SEASON	GP-S	MIN	FG-A	FG%	3P-A	FT-A	FT%	REB	PF	A	TO	BLK	STL	PTS	AVG
1965-66	4		0-3	.000		0-0			1					0	0.0

Griffis, Robert • F • 6-2 • 170 • Binghamton

SEASON	GP-S	MIN	FG-A	FG%	3P-A	FT-A	FT%	REB	PF	A	TO	BLK	STL	PTS	AVG
1957-58	12		29-70	.414		15-37	.405	30	31					73	6.1
1958-59	13		7-25	.280		8-12	.667		15					22	1.7
TOTAL	**25**		**36-95**	**.379**		**23-49**	**.469**		**46**					**95**	**3.8**

Grossberg, Bernard

SEASON	GP-S	MIN	FG-A	FG%	3P-A	FT-A	FT%	REB	PF	A	TO	BLK	STL	PTS	AVG
1963-64															
1964-65															
1965-66	5		1-3	.333		1-3	.333							3	0.6
1966-67															

Groveman, Seth • G • 5-10 • 160 • East Meadow • East Meadow

SEASON	GP-S	MIN	FG-A	FG%	3P-A	FT-A	FT%	REB	PF	A	TO	BLK	STL	PTS	AVG
1988-89	21-1		19-45	.422	4-11	16-25	.640	35	35					58	2.8
1989-90	6		1-9	.111		5-8	.625		3					9	1.5
TOTAL	**27**		**20-54**	**.370**		**21-33**	**.636**		**38**					**67**	**2.5**

Grygiel, Mark

SEASON	GP-S	MIN	FG-A	FG%	3P-A	FT-A	FT%	REB	PF	A	TO	BLK	STL	PTS	AVG
1986-87	22		22-44	.500	0-1	16-28	.571		41					58	2.6

Guiliani, Eric • C • 6-8 • 220 • Coopersburg, Pa. • Southern Lehigh

SEASON	GP-S	MIN	FG-A	FG%	3P-A	FT-A	FT%	REB	PF	A	TO	BLK	STL	PTS	AVG
1998-99	27-18	602	83-174	.477	0-0	42-74	.568	141	82	19	40	17	19	208	7.7
1999-00	25-2	265	24-62	.387	0-0	19-29	.655	72	54	11	25	10	5	67	2.7
TOTAL	**52-20**	**867**	**107-236**	**.453**	**0-0**	**61-103**	**.592**	**213**	**136**	**30**	**65**	**27**	**24**	**275**	**5.3**

Guild, Howie • F • 6-6 • 170 • Wantagh • MacArthur

SEASON	GP-S	MIN	FG-A	FG%	3P-A	FT-A	FT%	REB	PF	A	TO	BLK	STL	PTS	AVG
1990-91	12		6-9	.677	3-4	1-5	.200	9		1				16	1.3
1991-92															
1992-93	16-1	95	7-16	.438	2-5	1-4	.250	12	10	4	4	2	5	17	1.0

Guillaume, Pina • F • 6-9 • 245 • Fort Lauderdale, Fla •

SEASON	GP-S	MIN	FG-A	FG%	3P-A	FT-A	FT%	REB	PF	A	TO	BLK	STL	PTS	AVG

2009-10	25-9	391	31-74	.419	3-8	12-23	.522	81	47	8	22	19	8	77	3.1

Gunsberg, Joseph • G • 5-11 • 175 • Brooklyn

SEASON	GP-S	MIN	FG-A	FG%	3P-A	FT-A	FT%	REB	PF	A	TO	BLK	STL	PTS	AVG
1955-56	3		1			0	0.000							2	.7

Gustinis, Mark • F • 6-6 • 200 • Brewster • North Salem

SEASON	GP-S	MIN	FG-A	FG%	3P-A	FT-A	FT%	REB	PF	A	TO	BLK	STL	PTS	AVG
1989-90	21		26-71	.366		19-36	.528	26	33					72	3.4
1990-91	22		26-64	.406	7-14	9-13	.692	49		7				68	3.1
TOTAL	**43**		**52-135**	**.385**		**28-49**	**.571**	**75**						**140**	**3.3**

Gustinis, Tom • F • 6-6 • 206 • Brewster • North Salem

SEASON	GP-S	MIN	FG-A	FG%	3P-A	FT-A	FT%	REB	PF	A	TO	BLK	STL	PTS	AVG
1989-90	17		31-67	.463		9-21	.429	28	28					71	4.2
1990-91	24		45-99	.455	3-12	23-30	.767	62		12				116	4.8
1991-92	24-5	335	42-83	.506	7-19	20-28	.714	66	19	19	24	2	13	111	4.6
1992-93	28-15	410	41-99	.414	8-21	24-33	.727	77	43	17	24	5	16	114	4.1
TOTAL	**93**		**159-348**	**.457**		**76-112**	**.679**	**133**						**412**	**4.4**

Guth, F.

SEASON	GP-S	MIN	FG-A	FG%	3P-A	FT-A	FT%	REB	PF	A	TO	BLK	STL	PTS	AVG
1949-50															

Hailey, Troy • G • 6-1 • 190 • Hyattsville, Md. • Montrose Christian

SEASON	GP-S	MIN	FG-A	FG%	3P-A	FT-A	FT%	REB	PF	A	TO	BLK	STL	PTS	AVG
2003-04	30-28	828	100-253	.395	46-129	44-73	.603	82	75	73	79	1	22	290	9.7
2004-05	29-22	764	90-247	.364	55-151	30-53	.566	77	64	43	56	3	18	265	9.1
2005-06	29-27	854	79-254	.311	42-151	50-71	.704	78	73	46	54	6	31	250	8.6
2006-07	29-28	706	82-206	.398	39-117	34-49	.694	67	54	31	48	0	18	237	8.2
TOTAL	**117-105**	**3152**	**351-960**	**.367**	**182-548**	**158-246**	**.642**	**304**	**266**	**193**	**237**	**9**	**89**	**1042**	**8.9**

Hammer, Henry • F • 6-0 • 150 • Johnson City

SEASON	GP-S	MIN	FG-A	FG%	3P-A	FT-A	FT%	REB	PF	A	TO	BLK	STL	PTS	AVG
1955-56	4		0	.000		0	.000							0	0.0
1956-57	3		1-1	1.000		0-0	.000	0	0					2	0.7
TOTAL	**7**		**1-1**	**1.000**										**2**	**0.3**

Hanger, Sam

SEASON	GP-S	MIN	FG-A	FG%	3P-A	FT-A	FT%	REB	PF	A	TO	BLK	STL	PTS	AVG
1971-72															

Hankey, Andre • F • 6-5 • 195 • Brooklyn • St. John's Prep

SEASON	GP-S	MIN	FG-A	FG%	3P-A	FT-A	FT%	REB	PF	A	TO	BLK	STL	PTS	AVG
1997-98	24-0	194	30-57	.526	0-0	25-35	.714	42	25	3	13	6	8	85	3.5
1998-99	25-0	198	24-47	.511	0-0	26-31	.839	51	26	4	15	1	5	74	3.0
1999-00	26-10	504	75-138	.543	0-0	37-66	.561	109	54	18	49	7	12	187	7.2
2000-01	28-4	479	52-101	.515	0-1	49-77	.636	104	64	8	39	11	20	153	5.5
TOTAL	**103-14**	**1375**	**181-343**	**.528**	**0-1**	**137-209**	**.656**	**306**	**169**	**33**	**116**	**25**	**45**	**499**	**4.8**

Hannan, Andrew • F • 6-6 • 200 • Minneapolis, Minn. Academy of Holy Angels

SEASON	GP-S	MIN	FG-A	FG%	3P-A	FT-A	FT%	REB	PF	A	TO	BLK	STL	PTS	AVG
2001-02	28-10	606	74-175	.423	17-58	38-53	.717	79	44	29	53	2	15	203	7.3

Harrington, Kevin • G • 5-11 • 160 • Malverne • Malverne

SEASON	GP-S	MIN	FG-A	FG%	3P-A	FT-A	FT%	REB	PF	A	TO	BLK	STL	PTS	AVG
1980-81	24		19-54	.352		19-39	.487		58					57	2.4
1981-82	20		22-70	.314		22-42	.524							66	3.3
1982-83	18		22-42	.524		4-10	.400	3	33					48	2.7
TOTAL	**62**		**63-166**	**.380**		**55-91**	**.604**							**171**	**2.8**

Harrison, Derek • G/F • 6-1 • 192 • New York • Stevenson

SEASON	GP-S	MIN	FG-A	FG%	3P-A	FT-A	FT%	REB	PF	A	TO	BLK	STL	PTS	AVG
1983-84	24		75-167	.449		22-36	.611	33	54					172	7.2
1984-85	23		110-242	.455		40-55	.727	79	70					260	11.3
TOTAL	47		185-409	.452		62-91	.681	112	124					432	9.2

Heard, Andre • G • 6-3 • Oklahoma City, OK • John Marshall Redlands CC

SEASON	GP-S	MIN	FG-A	FG%	3P-A	FT-A	FT%	REB	PF	A	TO	BLK	STL	PTS	AVG
2004-05	29-27	1031	142-406	.350	47-163	83-114	.728	131	72	74	65	10	57	414	14.3
2005-06	29-29	1041	175-453	.386	47-159	98-127	.772	139	88	49	60	12	56	495	17.1
TOTAL	**58-56**	**2072**	**317-859**	**.369**	**94-322**	**181-241**	**.751**	**270**	**160**	**123**	**125**	**22**	**113**	**909**	**15.7**

Heavner, Jim

SEASON	GP-S	MIN	FG-A	FG%	3P-A	FT-A	FT%	REB	PF	A	TO	BLK	STL	PTS	AVG
1947-48															

Heins, Charlie • F • 6-4 • Highland Falls

SEASON	GP-S	MIN	FG-A	FG%	3P-A	FT-A	FT%	REB	PF	A	TO	BLK	STL	PTS	AVG
1977-78	13		24-54	.444		4-6	.667		21					52	4.0
1978-79	22		112-262	.427		40-52	.769		79					264	12.0
1979-80	24	825	141-314	.449		72-104	.692	202	77	23	57		26	354	14.8
1980-81	24		168-317	.530		69-105	.657		75					403	16.8
TOTAL	**83**		**445-947**	**.470**		**185-267**	**.693**		**252**					**1073**	**12.9**

Henry, Chad • G • 6-1 • 165 • Washington, D.C. • Our Lady of Good Counsel

SEASON	GP-S	MIN	FG-A	FG%	3P-A	FT-A	FT%	REB	PF	A	TO	BLK	STL	PTS	AVG
2007-08	6-0	7	1-2	.500	0-0	0-0	.000	0	0	0	0	0	0	2	0.3

Herbert, Brandon • G • 6-0 • 180 • Baltimore, Md. • McDonogh

SEASON	GP-S	MIN	FG-A	FG%	3P-A	FT-A	FT%	REB	PF	A	TO	BLK	STL	PTS	AVG
2007-08	25-9	344	29-86	.337	17-49	20-27	.741	35	50	16	23	0	12	95	3.8
2008-09	31-6	381	35-92	.380	23-62	6-11	.545	42	45	17	14	4	16	99	3.2
TOTAL	**56-15**	**725**	**64-178**	**.360**	**40-111**	**26-38**	**.684**	**77**	**95**	**33**	**37**	**4**	**28**	**194**	**3.5**

Hermenier, Sebastian • F • 6-6 • 225 • Rockville, Md. • Maret

SEASON	GP-S	MIN	FG-A	FG%	3P-A	FT-A	FT%	REB	PF	A	TO	BLK	STL	PTS	AVG
2001-02	4-0	22	0-5	.000	0-2	0-0	.000	4	7	4	3	0	1	0	0.0
2002-03	27-1	359	43-108	.398	9-32	32-45	.711	82	48	10	34	5	5	127	4.7
2003-04	29-26	643	53-150	.353	12-42	55-76	.724	133	74	28	49	4	14	173	6.0
2004-05	28-26	711	56-125	.448	14-44	60-81	.741	181	78	19	33	3	20	186	6.6
2005-06	27-27	759	92-199	.462	9-24	107-128	.836	177	78	25	39	4	15	300	11.1
TOTAL	**115-80**	**2494**	**244-587**	**.416**	**44-144**	**254-330**	**.770**	**577**	**285**	**86**	**158**	**16**	**55**	**786**	**6.8**

Herschlag, Bruce • F • 6-5 • 200 • Peekskill • Walter Panas

SEASON	GP-S	MIN	FG-A	FG%	3P-A	FT-A	FT%	REB	PF	A	TO	BLK	STL	PTS	AVG
1975-76	6		0-2	.000		4-10	.400		3					4	0.7

Herzer, Dick

SEASON	GP-S	MIN	FG-A	FG%	3P-A	FT-A	FT%	REB	PF	A	TO	BLK	STL	PTS	AVG
1947-48															

Higgins, Jim • G • 6-1 • 170 • Binghamton • Binghamton

SEASON	GP-S	MIN	FG-A	FG%	3P-A	FT-A	FT%	REB	PF	A	TO	BLK	STL	PTS	AVG
1956-57	16		86-225	.364		38-65	.569		98	55				210	13.1
1957-58	10		58-167	.347		32-59	.542		75	25				148	16.9
1959-60	14		95-193	.492		27-46	.587		78	57				217	15.5
TOTAL	50		308-762	.404		129-222	.581		251	171				744	14.9

Hirsch, Jerome

SEASON	GP-S	MIN	FG-A	FG%	3P-A	FT-A	FT%	REB	PF	A	TO	BLK	STL	PTS	AVG
1966-67															
1967-68	16		62-173	.358		40-76	.526		129	60				164	10.3
1968-69															
1969-70	17		61-185	.330		32-50	.640		135	55				154	9.1

Hochberg, Dave • Atlantic Beach

SEASON	GP-S	MIN	FG-A	FG%	3P-A	FT-A	FT%	REB	PF	A	TO	BLK	STL	PTS	AVG
1985-86	26-2		94-181	.519		68-93	.731		68					256	9.8
1986-87	21-17		83-163	.509	0-0	55-96	.573		85					221	10.5
TOTAL	**47-19**		**177-344**	**.515**		**123-189**	**.651**		**153**					**477**	**10.1**

Hoffman, Kenneth

SEASON	GP-S	MIN	FG-A	FG%	3P-A	FT-A	FT%	REB	PF	A	TO	BLK	STL	PTS	AVG
1959-60															
1960-61															

Horn, Keith • G • 6-1 • Jericho • Jericho

SEASON	GP-S	MIN	FG-A	FG%	3P-A	FT-A	FT%	REB	PF	A	TO	BLK	STL	PTS	AVG
1976-77	5		1-2	.500		1-2	.500	0	0					3	0.6

Horn, Mike • G • 6-0 • 170 • Woodcliff Lake, NJ • Pascack Hills

SEASON	GP-S	MIN	FG-A	FG%	3P-A	FT-A	FT%	REB	PF	A	TO	BLK	STL	PTS	AVG
2009-10	5-0	5	0-1	.000	0-1	.000	.000	0	2	1	0	0	0	0	0.0
2011-12	19-0	179	2-8	.250	0-3	1-2	.500	12	21	4	1	1	8	5	0.3
2012-13	27-17	492	7-44	.159	3-25	4-10	.400	45	30	12	9	1	23	21	0.8
TOTAL	51-17	676	9-53	.169	3-29	5-12	.417	57	53	17	10	2	31	26	0.5

House, Ryan

SEASON	GP-S	MIN	FG-A	FG%	3P-A	FT-A	FT%	REB	PF	A	TO	BLK	STL	PTS	AVG
1995-96	7-3	115	6-19	.316	3-5	4-5	.800	8	15	18	11	0	5	19	2.7

Howard, Gary

SEASON	GP-S	MIN	FG-A	FG%	3P-A	FT-A	FT%	REB	PF	A	TO	BLK	STL	PTS	AVG
1970-71															

Hubbs, Fred

SEASON	GP-S	MIN	FG-A	FG%	3P-A	FT-A	FT%	REB	PF	A	TO	BLK	STL	PTS	AVG
1949-50															

Hull, Ted • G • 5-10 • 160 • Binghamton • Susquehanna Valley

SEASON	GP-S	MIN	FG-A	FG%	3P-A	FT-A	FT%	REB	PF	A	TO	BLK	STL	PTS	AVG
1975-76	18		68-134	.507		27-43	.628		37					163	9.1
1976-77	23		149-295	.505		70-87	.805	7	65					368	16.0
1977-78	22		115-271	.424		43-60	.717		44					273	12.4
1978-79	22		73-207	.353		51-69	.739		71					197	9.0
TOTAL	**85**		**405-907**	**.447**		**191-259**	**.737**		**217**					**1001**	**11.8**

Hudanich, Andy • G • 5-8 • 169 • Endicott

SEASON	GP-S	MIN	FG-A	FG%	3P-A	FT-A	FT%	REB	PF	A	TO	BLK	STL	PTS	AVG
1950-51	22		34			23								91	4.1
1951-52			27			35								89	
TOTAL			**61**			**58**								**180**	

Ingrassis, Joseph

SEASON	GP-S	MIN	FG-A	FG%	3P-A	FT-A	FT%	REB	PF	A	TO	BLK	STL	PTS	AVG
1946-47															

Isban, Robert

SEASON	GP-S	MIN	FG-A	FG%	3P-A	FT-A	FT%	REB	PF	A	TO	BLK	STL	PTS	AVG
1946-47															
1947-48															
1948-49															

Israel, Allen

SEASON	GP-S	MIN	FG-A	FG%	3P-A	FT-A	FT%	REB	PF	A	TO	BLK	STL	PTS	AVG
1960-61															
1961-62															

Jabbi, Mahamoud • F • 6-7 • 180 • Bronx, NY • Alfred E. Smith HS • SUNY Oswego

SEASON	GP-S	MIN	FG-A	FG%	3P-A	FT-A	FT%	REB	PF	A	TO	BLK	STL	PTS	AVG
2009-10	31-22	895	82-162	.506	0-5	30-40	.750	212	82	19	27	42	19	194	6.3
2010-11	31-31	1032	122-263	.464	33-84	29-40	.725	241	93	35	34	49	33	306	9.9
TOTAL	**62-53**	**1857**	**204-425**	**.480**	**33-89**	**59-80**	**.738**	**453**	**175**	**54**	**61**	**91**	**52**	**500**	**8.1**

Jackey, Chris • G • 6-3 • Rockville Centre • Baldwin

SEASON	GP-S	MIN	FG-A	FG%	3P-A	FT-A	FT%	REB	PF	A	TO	BLK	STL	PTS	AVG
1986-87	13		10-30	.333	5	4-9	.444		7					29	2.2
1987-88	23		196-432	.454	62	117-136	.860		53					565	24.5
1988-89	24-23		177-400	.443	48-123	27-169	.751	118	75	172		529	22.0		
1989-90	24		181-394	.459		111-138	.804	37	55					537	22.4
TOTAL	**84**		**564-1256**	**.449**		**359-452**	**.794**		**190**					**1660**	**19.8**

Jackson, Dwayne • G • 6-3 • 200 • Akron, Ohio • Walsh Jesuit

SEASON	GP-S	MIN	FG-A	FG%	3P-A	FT-A	FT%	REB	PF	A	TO	BLK	STL	PTS	AVG
2005-06	25-0	98	7-23	.304	6-10	3-4	.750	23	6	3	5	0	2	23	0.9
2006-07	28-4	308	27-78	.346	16-51	7-9	.778	51	22	9	16	3	18	77	2.8
2007-08	30-1	700	80-191	.419	30-82	65-79	.823	92	71	28	39	8	21	255	8.5
2008-09	17-2	423	63-151	.417	33-96	40-54	.741	65	37	15	15	4	11	199	11.7
TOTAL	**100-7**	**1529**	**177-443**	**.400**	**85-239**	**115-146**	**.788**	**231**	**136**	**55**	**75**	**15**	**52**	**554**	**5.5**

Jackson, James • F • 6-4 • 200 • Northport • St. Anthony's

SEASON	GP-S	MIN	FG-A	FG%	3P-A	FT-A	FT%	REB	PF	A	TO	BLK	STL	PTS	AVG
1981-82	12		3-9	.333		1-2	0.500							7	0.6

Jackson, Jermaine • G • 6-3 • 175 • Bronx • Christopher Columbus

SEASON	GP-S	MIN	FG-A	FG%	3P-A	FT-A	FT%	REB	PF	A	TO	BLK	STL	PTS	AVG
1995-96	14-1	72	7-11	.636	0-1	5-11	.455	13	6	7	7	0	2	19	1.4
1996-97	25-4	395	37-93	.398	0-1	17-36	.472	52	38	7	26	6	21	91	3.6
1997-98	27-11	598	68-154	.442	1-2	29-48	.604	100	55	24	32	9	23	166	6.1
1998-99	16-1	96	4-14	.286	1-3	4-10	.400	13	13	9	7	2	4	13	0.8
TOTAL	**82-17**	**1161**	**116-272**	**.426**	**2-7**	**55-105**	**.524**	**178**	**112**	**47**	**72**	**17**	**50**	**289**	**3.5**

Jackson, Shafer • G • 6-2 • 180 • Provo, Utah • Provo College of Southern Idaho

SEASON	GP-S	MIN	FG-A	FG%	3P-A	FT-A	FT%	REB	PF	A	TO	BLK	STL	PTS	AVG
2004-05	29-1	459	52-141	.369	36-108	22-27	.815	21	34	19	21	0	10	162	5.6
2005-06	23-2	211	10-56	.179	9-50	3-6	.500	14	11	6	7	0	2	32	1.4
TOTAL	**52-3**	**670**	**62-197**	**.315**	**45-158**	**25-33**	**.758**	**35**	**45**	**25**	**28**	**0**	**12**	**194**	**3.7**

Jackson, Vince

SEASON	GP-S	MIN	FG-A	FG%	3P-A	FT-A	FT%	REB	PF	A	TO	BLK	STL	PTS	AVG
1949-50															

James, Duane • F • 6-6 • 200 • Miami, Fla. • Florida Internat'l Miami Dade JC

SEASON	GP-S	MIN	FG-A	FG%	3P-A	FT-A	FT%	REB	PF	A	TO	BLK	STL	PTS	AVG
2005-06	27-1	397	53-108	.491	1-2	42-54	.778	96	61	2	37	3	19	149	5.5
2006-07	25-0	517	68-143	.476	14-42	41-61	.672	117	65	7	47	2	19	191	7.6
TOTAL	**52-1**	**914**	**121-251**	**.482**	**15-44**	**83-115**	**.722**	**213**	**126**	**9**	**84**	**5**	**48**	**340**	**6.5**

James, Elbridge • F • 6-4 • 200 • Queens Village • Bayside

SEASON	GP-S	MIN	FG-A	FG%	3P-A	FT-A	FT%	REB	PF	A	TO	BLK	STL	PTS	AVG
1992-93	25-0	150	15-32	.469	0-0	14-30	.467	33	20	8	17	0	5	44	1.8
1993-94	28		22-42	.524		17-30	.567	62		6				61	2.2
1994-95	24-24	713	111-240	.463	0-2	64-112	.571	231	60	16	51	24	40	286	11.9
TOTAL	**77**		**148-314**	**.471**		**95-172**	**.552**	**326**		**30**				**391**	**5.1**

Jennings, Eugene • G • 5-9 • Syracuse • Henninger

SEASON	GP-S	MIN	FG-A	FG%	3P-A	FT-A	FT%	REB	PF	A	TO	BLK	STL	PTS	AVG
1976-77	13		13-36	.361		3-4	.750	0	11					29	2.2

Joachim, Joel • G • 6-2

SEASON	GP-S	MIN	FG-A	FG%	3P-A	FT-A	FT%	REB	PF	A	TO	BLK	STL	PTS	AVG
1979-80	19	218	27-62	.435		12-24	.500	18	29	28	19		8	66	3.5
TOTAL	**19**	**218**	**27-62**	**.435**		**12-24**	**.500**	**18**	**29**	**28**	**19**		**8**	**66**	**3.5**

Johnston, Taylor • F • 6-7 • 200 • Whitby, Ontario • West Hill Collegiate Academy HS

SEASON	GP-S	MIN	FG-A	FG%	3P-A	FT-A	FT%	REB	PF	A	TO	BLK	STL	PTS	AVG
2009-10	25-0	210	13-43	.302	6-27	0-4	.000	19	9	4	7	2	3	32	1.3
2010-11	26-21	414	31-77	.403	19-48	9-12	.750	47	35	12	20	1	9	90	3.5
2011-12	28-13	374	23-51	.451	12-19	16-23	.696	51	36	13	11	4	6	74	2.6
2012-13	28-19	709	57-155	.368	43-119	15-21	.714	71	59	15	49	2	19	172	6.1
TOTAL	**117-53**	**1707**	**124-326**	**.380**	**80-213**	**40-60**	**.666**	**188**	**139**	**44**	**85**	**9**	**37**	**368**	**3.1**

Johnson, Rahim • F • 6-4 • 195 • Elmsford • Randolph

SEASON	GP-S	MIN	FG-A	FG%	3P-A	FT-A	FT%	REB	PF	A	TO	BLK	STL	PTS	AVG
1993-94	11		9-16	.563		1-4	.250	6		1				19	1.7
1995-96	4-0	18	0-3	.000	0-0	0-1	.000	7	3	1	2	0	1	0	0.0
TOTAL	**15-0**	**18**	**9-19**	**.474**		**1-5**	**.200**	**13**		**2**				**19**	**1.3**

Jones, Chris

SEASON	GP-S	MIN	FG-A	FG%	3P-A	FT-A	FT%	REB	PF	A	TO	BLK	STL	PTS	AVG
1986-87															

Jones, Mark • G • 5-11 • 180 • Jamaica • Bayside

SEASON	GP-S	MIN	FG-A	FG%	3P-A	FT-A	FT%	REB	PF	A	TO	BLK	STL	PTS	AVG
1985-86	26-2		151-286	.528		46-67	.687		72					348	13.4
1986-87	25-17		170-315	.540	6-8	82-107	.766		75					430	17.2
1987-88	23		193-348	.555	5	92-133	.692		82					478	20.0
TOTAL	**74**		**514-949**	**.542**		**220-307**	**.717**		**229**					**1256**	**16.9**

Jost, Todd • C • 6-8 • 220 • Stony Brook • Ward Melville

SEASON	GP-S	MIN	FG-A	FG%	3P-A	FT-A	FT%	REB	PF	A	TO	BLK	STL	PTS	AVG
1988-89	25-22		111-200	.555	4-9	40-80	.500	289						266	10.6
1989-90	23		87-169	.515		43-74	.581	34	59					217	8.4
1990-91	14		26-61	.426	0-0	12-20	.600	75		6		9		64	4.6
1991-92	26-2	381	43-111	.387	0-0	10-26	.385	136	45	20	34	11	8	96	3.7
TOTAL	**88**		**267-541**	**.494**		**105-200**	**.525**	**534**						**643**	**7.3**

Judge, John • C • 6-2 • 190 • Johnson City • Johnson City

SEASON	GP-S	MIN	FG-A	FG%	3P-A	FT-A	FT%	REB	PF	A	TO	BLK	STL	PTS	AVG
1955-56	9		3			2								8	0.9
1956-57	12		10-34	.294		13-25	.520	31	25					33	2.8
1957-58	12		7-29	.241		5-16	.313	41	26					19	1.6
TOTAL	**33**		**20-64**	**.313**		**20-41**	**.490**	**72**	**51**					**60**	**1.8**

Kaba, Daye • F • 6-5 • 180 • Manhattan • Lycee Francais

SEASON	GP-S	MIN	FG-A	FG%	3P-A	FT-A	FT%	REB	PF	A	TO	BLK	STL	PTS	AVG
1994-95	1-0	0	0-1	.000	0-0	1-2	.500	0	2	1	1	3	0	1	1.0
1995-96	24-16	624	121-237	.511	0-2	46-71	.648	140	56	25	48	38	17	288	12.0
1996-97	25-22	770	144-316	.456	1-2	82-113	.726	184	74	21	72	40	28	371	14.8
TOTAL	**50-38**	**1394**	**265-554**	**.478**	**1-4**	**129-186**	**.694**	**324**	**132**	**47**	**121**	**81**	**45**	**660**	**13.2**

Kajander, Jussi • G • 6-1 • 185 • Helsinki, Finland • Makelanrinne

SEASON	GP-S	MIN	FG-A	FG%	3P-A	FT-A	FT%	REB	PF	A	TO	BLK	STL	PTS	AVG
2000-01	28-1	314	11-29	.379	4-30	2-3	.667	35	33	35	35	0	15	28	1.0

Karis, Louie • G • 6-1 • 180 • Brooklyn • Xaverian

SEASON	GP-S	MIN	FG-A	FG%	3P-A	FT-A	FT%	REB	PF	A	TO	BLK	STL	PTS	AVG
2002-03	16-0	49	11-18	.611	6-10	2-2	1.000	6	3	2	2	0	0	30	1.9
2003-04	22-0	117	13-41	.317	11-37	1-2	.500	10	9	5	9	2	4	38	1.3
TOTAL	**38-0**	**166**	**24-59**	**.407**	**17-47**	**3-4**	**.750**	**16**	**12**	**7**	**11**	**2**	**4**	**68**	**1.8**

Kauppila, Gary • G • 5-10 • 150 • Walton • Walton

SEASON	GP-S	MIN	FG-A	FG%	3P-A	FT-A	FT%	REB	PF	A	TO	BLK	STL	PTS	AVG
1989-90	14		6-29	.207		3-4	.750	2	34					14	1.0
1990-91															
1991-92	21-0	132	8-18	.445	3-6	5-11	.455	12	13	10	20	0	9	24	1.1
1992-93	28-1	279	15-57	.263	6-29	13-26	.500	44	30	26	31	0	23	49	1.8

Kavana, Larry

SEASON	GP-S	MIN	FG-A	FG%	3P-A	FT-A	FT%	REB	PF	A	TO	BLK	STL	PTS	AVG
1964-65															

Kelly, Darnell • G • 5-8 • 165 • Brooklyn • L.D. Brandeis

SEASON	GP-S	MIN	FG-A	FG%	3P-A	FT-A	FT%	REB	PF	A	TO	BLK	STL	PTS	AVG
1987-88	18		3-13	.231	0	10-12	.833		20					16	0.9

Kenah, Doug • G • 5-10 • 160 • North Babylon • North Babylon

SEASON	GP-S	MIN	FG-A	FG%	3P-A	FT-A	FT%	REB	PF	A	TO	BLK	STL	PTS	AVG
1981-82	18		21-62	.339		10-17	.588							52	2.9

1982-83	7		5-12	.417		5-7	.714	0	8					15	2.1
TOTAL	**25**		**26-74**	**.351**		**15-24**	**.625**							**67**	**2.7**

Keough, John • F • 6-3 • 185 • Vestal • Vestal

SEASON	GP-S	MIN	FG-A	FG%	3P-A	FT-A	FT%	REB	PF	A	TO	BLK	STL	PTS	AVG
1985-86	17		30-61	.492		14-22	.636		14					74	4.4
1986-87	17		10-30	.333	1-3	18-26	.692		17					39	2.3
TOTAL	**34**		**40-91**	**.440**		**32-48**	**.667**		**31**					**113**	**3.3**

Kimball, Patrick

SEASON	GP-S	MIN	FG-A	FG%	3P-A	FT-A	FT%	REB	PF	A	TO	BLK	STL	PTS	AVG
1986-87	19		55-122	.451	18-21	19-25	.760		38					147	7.7

Kipp, Kenneth • G • 5-8 • 164 • Binghamton • Binghamton

SEASON	GP-S	MIN	FG-A	FG%	3P-A	FT-A	FT%	REB	PF	A	TO	BLK	STL	PTS	AVG
1950-51															

Kirk, Thomas • C • 6-4 • 175 • Hewlet • Hewlett

SEASON	GP-S	MIN	FG-A	FG%	3P-A	FT-A	FT%	REB	PF	A	TO	BLK	STL	PTS	AVG
1958-59	14		15-76	.197		10-21	.476		56					40	2.9
1959-60	14		28-76	.368		11-26	.423	84	36					67	4.8
1960-61															
1961-62															

Klimovic, Milos • F • 6-7 • 220 • Saravejo, Bosnia • Hillsborough CC (Fla.)

SEASON	GP-S	MIN	FG-A	FG%	3P-A	FT-A	FT%	REB	PF	A	TO	BLK	STL	PTS	AVG
2007-08	17-1	248	25-75	.333	19-61	2-4	.500	24	18	9	6	1	4	71	4.2

Kloostra, Kevin • F • 6-4 • 190 • Chatham, Ontario
Chatham McGregor

SEASON	GP-S	MIN	FG-A	FG%	3P-A	FT-A	FT%	REB	PF	A	TO	BLK	STL	PTS	AVG
2003-04	7-0	12	1-7	.143	0-3	3-4	.750	3	0	0	1	0	0	5	0.7

Klysh, Mirone • F • 6-0 • 150 • Johnson City • Johnson City

SEASON	GP-S	MIN	FG-A	FG%	3P-A	FT-A	FT%	REB	PF	A	TO	BLK	STL	PTS	AVG
1952-53			26			17								74	2.8

Kobylarz, Gene • G • 5-8 • 163 • Newark Valley

SEASON	GP-S	MIN	FG-A	FG%	3P-A	FT-A	FT%	REB	PF	A	TO	BLK	STL	PTS	AVG
1948-49														211	10.5
1949-50														246	11.2
1950-51	22		112			83								307	14.0
1951-52			118			79								315	13.7
TOTAL														**1079**	**12.4**

Koenig, Dave • C • 6-8 • 208 • Binghamton • Seton Catholic

SEASON	GP-S	MIN	FG-A	FG%	3P-A	FT-A	FT%	REB	PF	A	TO	BLK	STL	PTS	AVG
1993-94	30		48-93	.516		19-51	.373	118		14				115	3.8
1994-95	19-5	429	72-147	.490	0-0	24-49	.490	114	19	9	29	7	15	168	8.8
1995-96	25-17	669	114-231	.494	0-0	27-54	.500	184	41	27	57	28	23	255	10.2
1996-97	24-15	676	87-195	.446	0-0	41-80	.513	169	49	19	57	13	25	215	9.0
TOTAL	**98**		**321-666**	**.482**		**111-234**	**.474**	**585**		**69**				**753**	**7.7**

Kohm, Shannon • G • 6-2 • 165 • Ithaca • Ithaca

SEASON	GP-S	MIN	FG-A	FG%	3P-A	FT-A	FT%	REB	PF	A	TO	BLK	STL	PTS	AVG
1995-96	18-2	120	12-27	.444	0-1	8-11	.727	22	16	6	10	3	4	32	1.8
1996-97	17-1	98	9-26	.346	0-1	4-10	.400	21	19	4	7	1	2	22	1.3
TOTAL	**35-3**	**218**	**21-53**	**.396**	**0-2**	**12-21**	**.571**	**43**	**35**	**10**	**17**	**4**	**6**	**54**	**1.5**

Kovacevic, Miladin • F • 6-9 • 260 • Belgrade, Serbia • Paul VI (Va.)

SEASON	GP-S	MIN	FG-A	FG%	3P-A	FT-A	FT%	REB	PF	A	TO	BLK	STL	PTS	AVG
2006-07	18-0	168	11-23	.478	0-0	5-15	.333	45	29	0	17	5	2	27	1.5

Kucera, Steve • G • 5-8 • 160 • Binghamton • Binghamton

SEASON	GP-S	MIN	FG-A	FG%	3P-A	FT-A	FT%	REB	PF	A	TO	BLK	STL	PTS	AVG
1956-57	16		33-117	.282		26-45	.578	47	31					92	5.8
1957-58	14		35-129	.271		30-56	.536	50	43					100	7.1
1958-59	15		66-202	.326		21-50	.450		38					153	10.2
1959-60	14		50-154	.325		28-51	.549	37	40					128	9.1
TOTAL	**59**		**184-602**	**.306**		**105-202**	**.520**	**134**	**156**					**473**	**8.0**

Kuzio, Marc • C/F • 6-5 • 188 • Endicott • Union Endicott

SEASON	GP-S	MIN	FG-A	FG%	3P-A	FT-A	FT%	REB	PF	A	TO	BLK	STL	PTS	AVG
1974-75	22	425	77-169	.456		37-60	.617	101	42	21	33			191	8.7
TOTAL	**22**	**425**	**77-169**	**.456**		**37-60**	**.617**	**101**	**42**	**21**	**33**			**191**	**8.7**

Lee, Marvin • G • 6-2 • 210 • Chicago, Ill. • Pratt CC (Kan.)

SEASON	GP-S	MIN	FG-A	FG%	3P-A	FT-A	FT%	REB	PF	A	TO	BLK	STL	PTS	AVG
2006-07	17-4	114	8-29	.276	1-5	9-12	.750	18	23	5	15	0	1	26	1.5

Lee, Michael • G • 6-1 • 170 • Brooklyn • Clara Barton

SEASON	GP-S	MIN	FG-A	FG%	3P-A	FT-A	FT%	REB	PF	A	TO	BLK	STL	PTS	AVG
1991-92	8-8	201	30-75	.400	1-5	13-20	.650	35	14	7	17	1	8	74	9.3
TOTAL	**8-8**	**201**	**30-75**	**.400**	**1-5**	**13-20**	**.650**	**35**	**14**	**7**	**17**	**1**	**8**	**74**	**9.3**

Leney, John • G • 5-10 • 155 • Endicott

SEASON	GP-S	MIN	FG-A	FG%	3P-A	FT-A	FT%	REB	PF	A	TO	BLK	STL	PTS	AVG
1948-49															
1949-50															
1950-51	21		50			45								145	6.9
1951-52			27			31								85	

Levey, Ken • C • 6-5 • 220 • Pearl River • Pearl River

SEASON	GP-S	MIN	FG-A	FG%	3P-A	FT-A	FT%	REB	PF	A	TO	BLK	STL	PTS	AVG
1975-76	11		8-24	.333		0-0	.000		12					16	1.5
1976-77	24		74-140	.529		34-60	.567	25	66					182	7.6
1977-78	23		126-225	.560		44-71	.620		55					296	12.9
TOTAL	**58**		**208-389**	**.535**		**78-131**	**.395**		**133**					**494**	**8.5**

Levine, Charles

SEASON	GP-S	MIN	FG-A	FG%	3P-A	FT-A	FT%	REB	PF	A	TO	BLK	STL	PTS	AVG
1970-71															

Levine, Jack

SEASON	GP-S	MIN	FG-A	FG%	3P-A	FT-A	FT%	REB	PF	A	TO	BLK	STL	PTS	AVG
1965-66	5		1-2	.500		4-4	1.000		2					6	1.2
1966-67															

Levitt

SEASON	GP-S	MIN	FG-A	FG%	3P-A	FT-A	FT%	REB	PF	A	TO	BLK	STL	PTS	AVG
1951-52			1		3									5	

Linnchan, Frank

SEASON	GP-S	MIN	FG-A	FG%	3P-A	FT-A	FT%	REB	PF	A	TO	BLK	STL	PTS	AVG
1970-71															

Linnell, Ralph

SEASON	GP-S	MIN	FG-A	FG%	3P-A	FT-A	FT%	REB	PF	A	TO	BLK	STL	PTS	AVG
1946-47															

Lipman, Ethan • G • 6-0 • New York • Seward Park

SEASON	GP-S	MIN	FG-A	FG%	3P-A	FT-A	FT%	REB	PF	A	TO	BLK	STL	PTS	AVG
1978-79	1		0-0	.000		0-0	.000		0					0	0.0

Lipshutz, Bruce

SEASON	GP-S	MIN	FG-A	FG%	3P-A	FT-A	FT%	REB	PF	A	TO	BLK	STL	PTS	AVG
1970-71															
1971-72															
1972-73															

Logan, John

SEASON	GP-S	MIN	FG-A	FG%	3P-A	FT-A	FT%	REB	PF	A	TO	BLK	STL	PTS	AVG
1948-49															

Lombardi, Mike • G • 6-5 • 185 • Blue Point • Bayport-Bluepoint

SEASON	GP-S	MIN	FG-A	FG%	3P-A	FT-A	FT%	REB	PF	A	TO	BLK	STL	PTS	AVG
1987-88	22		27-67	.403	1	18-22	.818		45					73	3.3
1988-89	23-13		34-91	.374	1-7	14-23	.609		70					34	1.5
1989-90	4		2-6	.333		2-2	1.000		1					6	1.5
TOTAL	**49**		**63-164**	**.384**		**34-47**	**.723**		**116**					**113**	**2.3**

Longoia, Chris • G • 6-4 • 180 • Wheeler • Peachtree City, GA

SEASON	GP-S	MIN	FG-A	FG%	3P-A	FT-A	FT%	REB	PF	A	TO	BLK	STL	PTS	AVG
2011-12	31-15	695	61-182	.335	23-81	56-66	.848	74	65	43	58	4	28	201	6.5

Loomis, Robert • F • 5-11 • 155 • Cortland

SEASON	GP-S	MIN	FG-A	FG%	3P-A	FT-A	FT%	REB	PF	A	TO	BLK	STL	PTS	AVG
1960-61															
1961-62															
1962-63															

Loposky, Joe

SEASON	GP-S	MIN	FG-A	FG%	3P-A	FT-A	FT%	REB	PF	A	TO	BLK	STL	PTS	AVG
1947-48															
1948-49															

Lucas, Darel • G • 6-1 • Wichita, Kan. • Southeast • Redlands CC

SEASON	GP-S	MIN	FG-A	FG%	3P-A	FT-A	FT%	REB	PF	A	TO	BLK	STL	PTS	AVG
2003-04	4-0	46	3-15	.200	0-7	0-2	.000	4	1	2	8	0	1	6	1.5

Ludka, Joseph

SEASON	GP-S	MIN	FG-A	FG%	3P-A	FT-A	FT%	REB	PF	A	TO	BLK	STL	PTS	AVG
1947-48															
1948-49															

Lukusa, Chretien • G • 6-2 • 210 • Toronto, Ont. • Eastern Commerce Collegiate

SEASON	GP-S	MIN	FG-A	FG%	3P-A	FT-A	FT%	REB	PF	A	TO	BLK	STL	PTS	AVG
2007-08	28-19	571	41-104	.394	11-32	28-39	.718	55	62	16	29	1	13	121	4.3
2008-09	27-11	668	43-113	.381	10-33	22-47	.468	91	65	21	33	1	24	118	4.4
2009-10	31-30	1050	79-230	.343	19-81	44-83	.530	147	67	72	72	3	34	221	7.1
2010-11	30-15	776	64-188	.340	16-69	36-58	.621	82	60	61	43	1	21	180	6.0
TOTAL	**116-5**	**3065**	**227-635**	**.357**	**56-215**	**130-227**	**.573**	**375**	**254**	**170**	**177**	**6**	**92**	**640**	**5.5**

MacFarlane, Jim • F • 6-6 • 205 • Clarence • Nichols

SEASON	GP-S	MIN	FG-A	FG%	3P-A	FT-A	FT%	REB	PF	A	TO	BLK	STL	PTS	AVG
1997-98	10-0	37	6-11	.545	0-0	4-7	.571	18	6	0	8	2	0	16	1.6
1998-99	6-0	19	3-8	.375	0-1	4-6	.667	7	2	0	0	1	1	10	1.7
1999-00	14-0	71	12-23	.522	2-6	13-14	.929	17	9	3	11	1	1	39	2.8
2000-01	17-4	109	14-31	.452	5-19	7-9	.778	18	6	7	8	2	2	40	2.4
TOTAL	**47-4**	**236**	**35-73**	**.479**	**7-26**	**28-36**	**.778**	**60**	**23**	**10**	**27**	**6**	**4**	**105**	**2.2**

Madiefsky, Larry • F • 6-4 • 190 • Nesconset • Smithtown East

SEASON	GP-S	MIN	FG-A	FG%	3P-A	FT-A	FT%	REB	PF	A	TO	BLK	STL	PTS	AVG
1974-75	17	254	31-72	.431		33-46	.717		65	28	20	22		95	5.6
1975-76	23		72-152	.474		36-60	.600		37					180	7.8
1976-77	24		95-241	.394		48-67	.716		15	55				238	9.9
1977-78	20		64-168	.381		33-46	.717		40					154	7.7
TOTAL	**84**		**262-633**	**.414**		**150-219**	**.685**		**160**					**667**	**7.9**

Madray, Nick • F • 6-9 • 215 • Mississauga, Ontario • Lewis Secondary

SEASON	GP-S	MIN	FG-A	FG%	3P-A	FT-A	FT%	REB	PF	A	TO	BLK	STL	PTS	AVG
2013-14	21-17	586	76-174	.437	35-92	40-54	.741	78	61	10	34	10	12	227	10.8
2014-15	13-10	286	83-225	.375	14-45	9-10	.900	45	21	4	15	11	3	101	7.8
TOTAL	**34-27**	**872**	**115-278**	**.414**	**49-137**	**49-64**	**.766**	**123**	**82**	**14**	**49**	**21**	**15**	**328**	**9.6**

Mahoney, Dwayne • F • 6-1 • 170 • Central Islip • Pioneer Valley

SEASON	GP-S	MIN	FG-A	FG%	3P-A	FT-A	FT%	REB	PF	A	TO	BLK	STL	PTS	AVG
1983-84	12		9-22	.409		6-9	.667	8	2					24	2.0

Mandyck, Dick • G • 5-11 • 165 • Endicott

SEASON	GP-S	MIN	FG-A	FG%	3P-A	FT-A	FT%	REB	PF	A	TO	BLK	STL	PTS	AVG
1952-53															
1953-54															

Mansell, Robert • G • 6-4 • 190 • Glenside, Pa./Chelten

SEASON	GP-S	MIN	FG-A	FG%	3P-A	FT-A	FT%	REB	PF	A	TO	BLK	STL	PTS	AVG
2010-11	29-4	438	36-112	.321	10-33	30-47	.638	49	32	17	31	4	7	112	3.9
2011-12	28-28	913	126-318	.396	25-82	115-148	.777	92	48	43	75	6	26	392	14.0
2013-14	8-4	125	7-32	.219	2-8	6-12	.500	11	7	2	5	0	2	22	2.8
TOTAL	**65-36**	**1476**	**169-462**	**.366**	**37-123**	**151-207**	**..729**	**152**	**87**	**62**	**111**	**10**	**35**	**526**	**8.1**

Marasigan, Mark • G • 5-10 • 180 • Syracuse • Liverpool

SEASON	GP-S	MIN	FG-A	FG%	3P-A	FT-A	FT%	REB	PF	A	TO	BLK	STL	PTS	AVG
1994-95	7-0	18	4-11	.364	0-1	3-6	.500	7	5	3	5	0	2	11	1.6
1995-96	16-2	136	14-38	.368	8-18	7-10	.700	15	3	11	12	1	3	43	2.7
TOTAL	**23-2**	**154**	**18-49**	**.367**	**8-19**	**10-16**	**.625**	**22**	**8**	**14**	**17**	**1**	**5**	**54**	**2.3**

Margolis, Fred • G • 5-7 • 160 • Brooklyn

SEASON	GP-S	MIN	FG-A	FG%	3P-A	FT-A	FT%	REB	PF	A	TO	BLK	STL	PTS	AVG
1955-56	7		0	.000		0	.000							0	0.0
1956-57	4		1-6	.167		2-4	.500	0	3					4	1.0
1957-58	5		0-1	.000		3-8	.375	4	0					3	0.6
TOTAL	**16**		**1-7**	**.143**		**5-12**	**.417**							**7**	**0.4**

Marion, Bill • F • 6-3 • 198 • Catholic Central

SEASON	GP-S	MIN	FG-A	FG%	3P-A	FT-A	FT%	REB	PF	A	TO	BLK	STL	PTS	AVG
1971-72															
1972-73															
1973-74	22		149-342	.436		37-54	.685	3	58					344	15.6

Marshall, Anthony

SEASON	GP-S	MIN	FG-A	FG%	3P-A	FT-A	FT%	REB	PF	A	TO	BLK	STL	PTS	AVG
1986-87	16		37-110	.336	9-15	6-18	.333		28					89	5.6
TOTAL	**16**		**37-110**	**.336**	**9-15**	**6-18**	**.333**		**28**					**89**	**5.6**

Martin, Gabriel • F • 6-6 • 195 • Junction City, Kan.

SEASON	GP-S	MIN	FG-A	FG%	3P-A	FT-A	FT%	REB	PF	A	TO	BLK	STL	PTS	AVG
2000-01	28-19	683	95-188	.505	22-58	56-68	.824	135	68	55	83	14	34	268	9.6

Martin, Jerry

SEASON	GP-S	MIN	FG-A	FG%	3P-A	FT-A	FT%	REB	PF	A	TO	BLK	STL	PTS	AVG
1956-57	1		0-0	.000		0-0	.000	1	0					0	0.0

Martin, Keith

SEASON	GP-S	MIN	FG-A	FG%	3P-A	FT-A	FT%	REB	PF	A	TO	BLK	STL	PTS	AVG
1963-64															
1964-65															
1965-66	15		62-124	.500		51-84	.607		43					175	11.7

Matros, Will

SEASON	GP-S	MIN	FG-A	FG%	3P-A	FT-A	FT%	REB	PF	A	TO	BLK	STL	PTS	AVG
1963-64															
1964-65															
1965-66															
1966-67															

Matthews, Dean • Binghamton

SEASON	GP-S	MIN	FG-A	FG%	3P-A	FT-A	FT%	REB	PF	A	TO	BLK	STL	PTS	AVG
1985-86	7		11-25	.440		7-10	.700		12					29	4.1

Mayben, Emanuel • G • 6-3 • 180 • Troy • Hudson Valley CC

SEASON	GP-S	MIN	FG-A	FG%	3P-A	FT-A	FT%	REB	PF	A	TO	BLK	STL	PTS	AVG
2008-09	32-27	1061	125-295	.424	45-121	73-105	.695	130	98	149	110	8	35	368	11.5

Mayo, Adam • G • 6-1 • Poughkeepsie

SEASON	GP-S	MIN	FG-A	FG%	3P-A	FT-A	FT%	REB	PF	A	TO	BLK	STL	PTS	AVG
1979-80	5	28	2-10	.200		0-1	.000	1	5	4	3			4	0.8
1980-81	2		0-3	.000		0-0	.000	0						0	0.0
TOTAL	**7**		**2-13**	**.154**		**0-1**	**.000**							**4**	**0.6**

Mays, Essick • F • 6-2 • 172 • New York • Manatee

SEASON	GP-S	MIN	FG-A	FG%	3P-A	FT-A	FT%	REB	PF	A	TO	BLK	STL	PTS	AVG
1974-75	6	28	6-14	.429		1-2	.500	5	2	0	0			13	2.2

McBride, Devon • F • 6-4 • 210 • Richmond, Va. • Lutheran Christian

SEASON	GP-S	MIN	FG-A	FG%	3P-A	FT-A	FT%	REB	PF	A	TO	BLK	STL	PTS	AVG
2007-08	10-1	106	19-38	.500	6-10	8-14	..571	18	15	2	5	0	1	52	5.2

McCulley, Brian • F • 6-6 • 225 • Dale City, Va. • C.D. Hylton

SEASON	GP-S	MIN	FG-A	FG%	3P-A	FT-A	FT%	REB	PF	A	TO	BLK	STL	PTS	AVG
1997-98	27-27	687	144-263	.548	1-6	90-131	.687	211	78	38	54	16	28	379	14.0
1998-99	27-11	555	90-172	.523	4-6	67-105	.638	135	58	36	63	13	25	251	9.3
TOTAL	**54-38**	**1242**	**234-435**	**.538**	**5-12**	**157-236**	**.665**	**346**	**136**	**74**	**117**	**29**	**53**	**630**	**11.7**

McCulloch, Robert

SEASON	GP-S	MIN	FG-A	FG%	3P-A	FT-A	FT%	REB	PF	A	TO	BLK	STL	PTS	AVG
1963-64															

McFadden, Justin • F • 6-5 • 210 • Philadelphia, Pa. • Lower Merion

SEASON	GP-S	MIN	FG-A	FG%	3P-A	FT-A	FT%	REB	PF	A	TO	BLK	STL	PTS	AVG
2014-15	30-23	812	54-140	.386	14-46	83-112	.741	107	96	49	49	15	26	205	6.8

McGargile, Dave • G/F • 6-2

SEASON	GP-S	MIN	FG-A	FG%	3P-A	FT-A	FT%	REB	PF	A	TO	BLK	STL	PTS	AVG
1979-80	5	49	8-13	.615	---	6-12	.500	7	7	3	6		2	22	4.4

McGarry, James • G • 6-2 • 160 • Hewlett • Hewlett

SEASON	GP-S	MIN	FG-A	FG%	3P-A	FT-A	FT%	REB	PF	A	TO	BLK	STL	PTS	AVG
1973-74	16		51-120	.425		20-30	.667	1	22					122	7.6

McGoldrick, Dennis • C • 6-8 • 200 • Smithtown • Smithtown East

SEASON	GP-S	MIN	FG-A	FG%	3P-A	FT-A	FT%	REB	PF	A	TO	BLK	STL	PTS	AVG
1991-92	17-0	114	10-29	.345	0-0	12-23	.522	28	14	6	13	6	2	32	1.9
1992-93	28-28	712	58-169	.343	1-2	21-36	.583	153	72	31	42	54	25	138	4.9
1993-94	30		65-161	.404		19-35	.543	144		39		54		164	5.5
TOTAL	**75**		**133-359**	**.370**		**52-94**	**.553**	**325**		**76**		**114**		**334**	**4.5**

McIver, Glenn • F • 6-4 • 180 • New York • Power Memorial

SEASON	GP-S	MIN	FG-A	FG%	3P-A	FT-A	FT%	REB	PF	A	TO	BLK	STL	PTS	AVG
1973-74	21		131-292	.449		38-62	.613	4	72					300	14.3
1974-75	22	683	142-299	.475		45-66	.682	190	59	59	84			329	15.0
1975-76	24		114-225	.507		36-66	.545		58					264	11.0
1977-78	9		68-138	.493		35-42	.833		30					171	19.0
TOTAL	**76**		**455-954**	**.477**		**154-236**	**.653**		**219**					**1064**	**14.0**

McLaughlin, Astley • F • 6-5 • 200 • Brooklyn • Erasmus Hall

SEASON	GP-S	MIN	FG-A	FG%	3P-A	FT-A	FT%	REB	PF	A	TO	BLK	STL	PTS	AVG
1975-76	18		53-76	.697		41-60	.683		32					147	8.2
1976-77	23		100-202	.495		48-70	.686	13	58					248	10.8
TOTAL	**41**		**153-278**	**.550**		**89-130**	**.685**		**90**					**395**	**9.6**

Meade, John • C • 6-3 • 210 • Johnson City

SEASON	GP-S	MIN	FG-A	FG%	3P-A	FT-A	FT%	REB	PF	A	TO	BLK	STL	PTS	AVG
1952-53															
1953-54															
1954-55	18		35-114	.307		33-64	.516							103	5.7
1955-56	7		4			6								14	2.0

Meadow, Lee

SEASON	GP-S	MIN	FG-A	FG%	3P-A	FT-A	FT%	REB	PF	A	TO	BLK	STL	PTS	AVG
1969-70	3		1-4	.250		1-1	1.000	2	0					3	1.0

Meaker, Hal

SEASON	GP-S	MIN	FG-A	FG%	3P-A	FT-A	FT%	REB	PF	A	TO	BLK	STL	PTS	AVG
1952-53			6			12								24	4.0

Meilander, Justin

SEASON	GP-S	MIN	FG-A	FG%	3P-A	FT-A	FT%	REB	PF	A	TO	BLK	STL	PTS	AVG
1970-71															

Merrill, Jeff • F • 6-4 • 200 • Binghamton • Binghamton

SEASON	GP-S	MIN	FG-A	FG%	3P-A	FT-A	FT%	REB	PF	A	TO	BLK	STL	PTS	AVG
1990-91	25		101-177	.571	1-4	31-43	.721	130		13		20		234	9.4
1991-92	26-25	681	128-223	.574	0-0	85-104	.817	158	73	21	34	29	13	341	13.1
1992-93	28-28	863	201-335	.600	0-1	93-124	.750	233	81	26	49	37	30	495	17.7
1993-94	30		211-354	.596		96-135	.711	236		30		40		533	17.7
TOTAL	**109**		**641-1089**	**.589**		**305-406**	**.751**	**757**		**90**				**1603**	**14.7**

Metviner, Perry • F • 6-6 • 225 • Plainview • Plainview

SEASON	GP-S	MIN	FG-A	FG%	3P-A	FT-A	FT%	REB	PF	A	TO	BLK	STL	PTS	AVG
1988-89	22		40-70	.571	0-0	14-25	.560	79	36					94	4.3
1989-90	8		6-16	.375		3-6	.500		7					17	2.1
TOTAL	**30**		**46-86**	**.535**		**17-31**	**.548**		**43**					**121**	**4.0**

Middleton, Michael

SEASON	GP-S	MIN	FG-A	FG%	3P-A	FT-A	FT%	REB	PF	A	TO	BLK	STL	PTS	AVG
1989-90	10		11-38	.289		4-9	.444	1	22					28	2.8

Mihalko, John

SEASON	GP-S	MIN	FG-A	FG%	3P-A	FT-A	FT%	REB	PF	A	TO	BLK	STL	PTS	AVG
1969-70	17		44-153	.288		15-36	.417	77	52					103	6.1
1970-71															

Milne, Ian • F • 6-9 • 235 • Winkler, Manitoba • Garden Valley Collegiate

SEASON	GP-S	MIN	FG-A	FG%	3P-A	FT-A	FT%	REB	PF	A	TO	BLK	STL	PTS	AVG
2005-06	22-10	478	57-128	.445	19-53	13-21	.619	86	49	2	19	4	7	146	6.6
2006-07	6-5	129	8-36	.222	0-8	2-2	1.000	12	15	1	6	1	3	18	3.0
TOTAL	**28-15**	**607**	**65-164**	**.396**	**19-61**	**15-23**	**.652**	**98**	**64**	**3**	**25**	**5**	**10**	**164**	**5.9**

Miners, Larry

SEASON	GP-S	MIN	FG-A	FG%	3P-A	FT-A	FT%	REB	PF	A	TO	BLK	STL	PTS	AVG
1969-70	2		0-0			0-1	.000	3	2					0	0.0
1970-71															

Minicucci, Vincent

SEASON	GP-S	MIN	FG-A	FG%	3P-A	FT-A	FT%	REB	PF	A	TO	BLK	STL	PTS	AVG
1946-47															

Mitchell, Gary

SEASON	GP-S	MIN	FG-A	FG%	3P-A	FT-A	FT%	REB	PF	A	TO	BLK	STL	PTS	AVG
1960-61															

Mohney, Kurt • G/F • 6-0 • 155 • Conklin • Susquehanna Valley

SEASON	GP-S	MIN	FG-A	FG%	3P-A	FT-A	FT%	REB	PF	A	TO	BLK	STL	PTS	AVG
1974-75	17	502	105-222	.473		31-40	.775	63	57	56	72			241	14.2
1975-76	24		187-324	.577		74-90	.822		70					448	18.7
TOTAL	**41**		**292-546**	**.535**		**105-130**	**.808**		**127**					**689**	**16.8**

Mollen, Jerry • G • 5-11 • 160 • Binghamton

SEASON	GP-S	MIN	FG-A	FG%	3P-A	FT-A	FT%	REB	PF	A	TO	BLK	STL	PTS	AVG
1971-72															
1972-73															
1973-74	22		31-96	.323		20-29	.690	2	28					82	3.7

Montgomery, Jaan • C • 6-11 • 290 • Waterloo, Ontario Waterloo Collegiate

SEASON	GP-S	MIN	FG-A	FG%	3P-A	FT-A	FT%	REB	PF	A	TO	BLK	STL	PTS	AVG
2005-06	18-0	46	2-5	.400	0-0	0-2	.000	13	9	0	1	2	0	4	0.2
2006-07	26-8	178	10-17	.588	0-0	4-8	.500	30	32	1	13	10	2	24	0.9
2007-08	21-3	140	8-23	.348	0-0	2-11	.182	34	38	2	17	5	2	18	0.9
2008-09	28-9	163	8-22	.364	0-0	3-8	.375	35	42	3	16	3	2	19	0.7
TOTAL	**93-20**	**527**	**28-67**	**.418**	**0-0**	**9-29**	**.310**	**112**	**121**	**6**	**47**	**20**	**6**	**65**	**0.7**

Moquete, Rayner • G•6-1•185•Santo Domingo, D.R.•Our Savior New American

SEASON	GP-S	MIN	FG-A	FG%	3P-A	FT-A	FT%	REB	PF	A	TO	BLK	STL	PTS	AVG
2012-13	16-14	428	48-129	.372	26-73	16-23	.696	41	39	23	24	1	15	138	8.6
2013-14	29-9	593	44-133	.331	25-90	17-31	.548	60	57	16	11	1	18	130	4.5
TOTAL	45-23	1021	92-262	.351	51-163	33-54	.611	101	96	39	35	2	33	268	5.6

Morales, Jesus • G • 6-1 • 155 • New York • Hughes

SEASON	GP-S	MIN	FG-A	FG%	3P-A	FT-A	FT%	REB	PF	A	TO	BLK	STL	PTS	AVG
1975-76	7		6-12	.500		2-2	1.000		4					14	2.0

Morrissey, Paul • G • 5-10 • 170 • Owego • Owego Free Academy

SEASON	GP-S	MIN	FG-A	FG%	3P-A	FT-A	FT%	REB	PF	A	TO	BLK	STL	PTS	AVG
1994-95	21-21	502	40-130	.308	23-68	36-49	.735	29	30	65	41	1	28	139	6.6

Moynihan, William

SEASON	GP-S	MIN	FG-A	FG%	3P-A	FT-A	FT%	REB	PF	A	TO	BLK	STL	PTS	AVG
1960-61															
1961-62															
1962-63															
1963-64															

Mullins, Matt • G • 6-1 • 170 • Binghamton • Chenango Valley

SEASON	GP-S	MIN	FG-A	FG%	3P-A	FT-A	FT%	REB	PF	A	TO	BLK	STL	PTS	AVG
2008-09	8-0	10	2-5	.400	1-3	2-2	1.000	2	0	1	0	0	0	7	0.9

Murphy, Fred • G • 5-10 • 158 • Binghamton

SEASON	GP-S	MIN	FG-A	FG%	3P-A	FT-A	FT%	REB	PF	A	TO	BLK	STL	PTS	AVG
1954-55	7		13-51	.255		19-25	.760							45	6.4
1955-56	15		68			73								209	12.3
TOTAL	**22**		**81**			**92**								**254**	**11.5**

Murphy, Tom • F • 6-4 • 175 • Bronx • Fordham Prep

SEASON	GP-S	MIN	FG-A	FG%	3P-A	FT-A	FT%	REB	PF	A	TO	BLK	STL	PTS	AVG
1974-75	1	2	0-0	.000		0-0	.000	0	0	0	0			0	0.0
1975-76	1		0-3	.000		0-0	.000		1					0	0.0
TOTAL	**2**		**0-3**	**.000**		**0-0**	**.000**		**1**					**0**	**0.0**

Murray, Ryan • G • 6-1 • 170 • Slingerlands • Christian Bros. Academy

SEASON	GP-S	MIN	FG-A	FG%	3P-A	FT-A	FT%	REB	PF	A	TO	BLK	STL	PTS	AVG
1997-98	16-0	88	9-27	.333	6-13	5-7	.714	16	5	2	6	0	1	29	1.8

Myers, Ron

SEASON	GP-S	MIN	FG-A	FG%	3P-A	FT-A	FT%	REB	PF	A	TO	BLK	STL	PTS	AVG
1995-96	3-0	18	3-8	.375	2-3	1-4	.250	5	3	2	1	0	0	9	3.0

Mynadick, Steven

SEASON	GP-S	MIN	FG-A	FG%	3P-A	FT-A	FT%	REB	PF	A	TO	BLK	STL	PTS	AVG
1954-55	2		0-2	.000	x-x	0-0	.000							0	

Nelson, Brad • F • 6-5 • 250 • Utica • Rome Free Academy

SEASON	GP-S	MIN	FG-A	FG%	3P-A	FT-A	FT%	REB	PF	A	TO	BLK	STL	PTS	AVG
1997-98	27-27	776	190-321	.592	0-0	74-118	.627	303	57	16	82	16	11	454	16.8
1998-99	19-11	348	54-114	.474	0-0	36-45	.800	109	24	11	33	4	3	144	7.6
1999-00	1-0	11	0-0	.000	0-0	2-4	.500	1	2	0	0	0	0	2	2.0
TOTAL	**47-38**	**1135**	**244-435**	**.561**	**0-0**	**112-167**	**.671**	**413**	**83**	**27**	**115**	**20**	**14**	**600**	**12.8**

Neuman, Nick • C • 7-0 • 245 • Stuart, Fl. • St. Edwards

SEASON	GP-S	MIN	FG-A	FG%	3P-A	FT-A	FT%	REB	PF	A	TO	BLK	STL	PTS	AVG
1998-99	23-10	322	58-115	.504	0-0	20-35	.571	102	36	12	32	19	6	136	5.9

Newland, Ronald • G • 5-11 • 180 • Waverly

SEASON	GP-S	MIN	FG-A	FG%	3P-A	FT-A	FT%	REB	PF	A	TO	BLK	STL	PTS	AVG
1957-58	4		6-19	.316		9-13	.692	8	1					21	5.3

Noble, Barney

SEASON	GP-S	MIN	FG-A	FG%	3P-A	FT-A	FT%	REB	PF	A	TO	BLK	STL	PTS	AVG
1966-67															
1967-68	12		18-44	.409		23-26	.885	19	21					59	4.9
1968-69															

Ocitti, Stanley • F • 6-8 • 230 • Cambridge, Ma. University of Connecticut

SEASON	GP-S	MIN	FG-A	FG%	3P-A	FT-A	FT%	REB	PF	A	TO	BLK	STL	PTS	AVG
2001-02	27-3	364	40-101	.396	13-37	20-30	.667	91	47	17	25	15	8	113	4.2
2002-03	27-1	371	63-146	.432	30-76	6-9	.667	85	40	16	20	18	7	162	6.0
TOTAL	**54-4**	**735**	**103-247**	**.417**	**43-113**	**26-39**	**.667**	**176**	**87**	**33**	**45**	**33**	**15**	**275**	**5.1**

Ogundadegbe, Alex • F • 6-8 • 225- Mitchellville, Md •DeMatha Catholic.

SEASON	GP-S	MIN	FG-A	FG%	3P-A	FT-A	FT%	REB	PF	A	TO	BLK	STL	PTS	AVG
2010-11	27-13	289	18-41	.439	0-0	6-8	.750	39	40	7	12	6	8	42	1.6
2011-12	29-14	389	31-78	.397	0-1	7-18	.389	59	55	5	14	4	10	69	2.4
2012-13	**26-7**	**260**	**21-52**	**.404**	**0-0**	**20-28**	**.714**	**46**	**34**	**8**	**11**	**3**	**5**	**62**	**2.4**
2013-14	**27-9**	**307**	**21-45**	**.467**	**0-1**	**19-31**	**.613**	**49**	**51**	**11**	**23**	**5**	**13**	**61**	**2.3**
TOTAL	**109-43**	**1245**	**91-216**	**.421**	**0-2**	**52-85**	**.612**	**193**	**180**	**31**	**60**	**18**	**36**	**234**	**2.1**

O'Keefe, Dennis • G • 5-11 • Binghamton • Binghamton No.

SEASON	GP-S	MIN	FG-A	FG%	3P-A	FT-A	FT%	REB	PF	A	TO	BLK	STL	PTS	AVG
1975-76	18		7-33	.212		12-19	.632		17					26	1.4

Olomo, Giovanni • F • 6-8 • 220 • Yaounde, Cameroon • Rio Grande (N.M.)

SEASON	GP-S	MIN	FG-A	FG%	3P-A	FT-A	FT%	REB	PF	A	TO	BLK	STL	PTS	AVG
2003-04	22-0	90	5-16	.313	0-1	7-9	.778	16	13	1	4	1	4	17	0.8
2005-06	27-11	389	14-27	.519	0-1	5-6	.833	73	66	6	17	9	14	33	1.2
2006-07	27-21	423	13-31	.419	0-1	11-19	.579	92	84	5	13	15	16	37	1.4
2007-08	18-3	187	6-16	.375	0-0	9-15	.600	36	37	4	8	3	6	21	1.2
TOTAL	**94-35**	**1089**	**38-90**	**.422**	**0-3**	**32-49**	**.653**	**217**	**200**	**16**	**42**	**28**	**40**	**108**	**1.1**

Ooms, Joost • C • 6-8 • 235 • Sijbekarspel, Holland • Three Rivers CC

SEASON	GP-S	MIN	FG-A	FG%	3P-A	FT-A	FT%	REB	PF	A	TO	BLK	STL	PTS	AVG
2000-01	28-26	694	95-186	.511	11-31	37-60	.617	161	91	23	62	4	9	238	8.5
2001-02	28-24	550	34-101	.337	2-20	26-37	.703	143	86	30	36	3	14	96	3.4
TOTAL	**56-50**	**1244**	**129-287**	**.449**	**13-51**	**63-97**	**.649**	**304**	**177**	**53**	**98**	**7**	**23**	**334**	**6.0**

Osinski, Kevin • G • 6-4 • 185 • Schenectady • Schalmont

SEASON	GP-S	MIN	FG-A	FG%	3P-A	FT-A	FT%	REB	PF	A	TO	BLK	STL	PTS	AVG
1997-98	27-7	439	56-169	.331	30-102	25-30	.833	57	42	21	33	2	14	167	6.2
1998-99	21-3	246	26-68	.382	9-37	15-19	.789	33	30	13	22	3	8	76	3.6
1999-00	21-1	314	25-78	.321	18-58	14-20	.700	65	38	27	19	5	9	82	3.9
2000-01	17-3	126	14-39	.359	9-25	6-9	.667	33	11	12	9	2	4	43	2.5
TOTAL	**86-14**	**1125**	**121-354**	**.342**	**66-222**	**60-78**	**.769**	**188**	**121**	**73**	**83**	**12**	**35**	**368**	**4.3**

Owens, William

SEASON	GP-S	MIN	FG-A	FG%	3P-A	FT-A	FT%	REB	PF	A	TO	BLK	STL	PTS	AVG
1968-69															
1969-70	17		31-66	.470		35-50	.700	142	24					97	5.7
1970-71															

Pankey, Derek • F • 6-4 • 185 • New York • W.H. Taft

SEASON	GP-S	MIN	FG-A	FG%	3P-A	FT-A	FT%	REB	PF	A	TO	BLK	STL	PTS	AVG
1981-82	11		54-108	.500		30-52	.577							138	12.5
1982-83	8		71-115	.617		15-30	.500	10	22					157	19.6
1983-84	21		163-315	.517		59-106	.557	204	77					385	13.6
TOTAL	**40**		**288-538**	**.535**		**104-188**	**.553**							**680**	**17.0**

Parker, Herb • G • 5-9 • 163 • Painted Post

SEASON	GP-S	MIN	FG-A	FG%	3P-A	FT-A	FT%	REB	PF	A	TO	BLK	STL	PTS	AVG
1957-58	8		1-7	.143		0-3	.000	4	1					2	0.3

Parks, Monty

SEASON	GP-S	MIN	FG-A	FG%	3P-A	FT-A	FT%	REB	PF	A	TO	BLK	STL	PTS	AVG
1985-86	21-1		59-161	.366		34-47	.723		35					152	7.2

Peña, Preston • G • 5-11 • 175 • Washington Heights, NY • Frederick Douglass Academy

SEASON	GP-S	MIN	FG-A	FG%	3P-A	FT-A	FT%	REB	PF	A	TO	BLK	STL	PTS	AVG
2009-10	4-1	4	0-2	.000	0-1	0-0	.000	3	0	0	0	0	0	0	0.0
2010-11	5-2	15	1-3	.333	0-0	1-1	1.000	3	3	0	1	0	1	3	0.6
TOTAL	**9-3**	**19**	**1-5**	**0.20**	**0-1**	**1-1**	**1.000**	**6**	**3**	**0**	**1**	**0**	**1**	**3**	**0.3**

Perovic, Dusan • F • 6-9 • 230 • Podgorica, Montenegro • South Kent

SEASON	GP-S	MIN	FG-A	FG%	3P-A	FT-A	FT%	REB	PF	A	TO	BLK	STL	PTS	AVG
2014-15	15-9	378	65-147	.442	24-53	18-30	.600	49	40	6	22	2	8	172	11.5

Peten, Umur • C • 6-9 • 240 • Ankara, Turkey • Middle East Tech. University

SEASON	GP-S	MIN	FG-A	FG%	3P-A	FT-A	FT%	REB	PF	A	TO	BLK	STL	PTS	AVG
2009-10	26-21	368	30-52	.577	5-18	12-17	.706	41	50	7	19	2	7	77	3.0

Peterman, Bill • F • 6-5 • 195 • Carmel • JFK Somers

SEASON	GP-S	MIN	FG-A	FG%	3P-A	FT-A	FT%	REB	PF	A	TO	BLK	STL	PTS	AVG
1979-80	22	189	34-88	.386		8-13	.615	29	27	21	19		6	76	3.5
1980-81	18		9-34	.265		0-3	.000				17			16	0.9
1981-82	17		46-114	.404		28-54	.519							120	7.1
TOTAL	**57**		**89-236**	**.377**		**36-70**	**.514**							**212**	**3.7**

Piazzola, Marty • G • 5-11

SEASON	GP-S	MIN	FG-A	FG%	3P-A	FT-A	FT%	REB	PF	A	TO	BLK	STL	PTS	AVG
1977-78	14		15-36	.417		17-19	.895		24					47	3.4
1978-79	24		43-115	.374		22-35	.629		58					108	4.5
1979-80	24	509	53-153	.346		26-41	.634	19	62	72	49		30	132	5.5
TOTAL	**62**		**111-304**	**.365**		**65-95**	**.684**		**144**					**287**	**4.6**

Picciano, Robert • F • 6-1 • 177 • Endicott

SEASON	GP-S	MIN	FG-A	FG%	3P-A	FT-A	FT%	REB	PF	A	TO	BLK	STL	PTS	AVG
1949-50															
1950-51	21		43			31								117	5.6

Pinder, Reggie • F • 6-4 • 165 • Bronx • Norman Thomas

SEASON	GP-S	MIN	FG-A	FG%	3P-A	FT-A	FT%	REB	PF	A	TO	BLK	STL	PTS	AVG
1985-86	5		7-10	.700		0-2	.000		5					14	2.8

Pohmer, Kevin • G • 6-2 • 170 • Commack • Commack

SEASON	GP-S	MIN	FG-A	FG%	3P-A	FT-A	FT%	REB	PF	A	TO	BLK	STL	PTS	AVG
1995-96	22-9	320	30-88	.341	17-54	2-8	.250	43	30	16	13	2	11	79	3.6
1996-97	25-25	756	78-233	.335	41-146	37-52	.712	82	46	37	31	1	31	234	9.4
TOTAL	**47-34**	**1076**	**108-321**	**.336**	**58-200**	**39-60**	**.650**	**125**	**76**	**53**	**44**	**3**	**42**	**313**	**6.7**

Pollard, Greg • G • 5-9 • 140 • Jamaica • Forest Hills

SEASON	GP-S	MIN	FG-A	FG%	3P-A	FT-A	FT%	REB	PF	A	TO	BLK	STL	PTS	AVG
1982-83	23		84-204	.412		25-40	.625	21	40					193	8.4
1983-84	24		94-217	.433		17-28	.607	53	35					205	8.5
TOTAL	**47**		**178-421**	**.423**		**42-68**	**.618**	**74**	**75**					**398**	**8.5**

Powell, Richard

SEASON	GP-S	MIN	FG-A	FG%	3P-A	FT-A	FT%	REB	PF	A	TO	BLK	STL	PTS	AVG
1946-47															
1947-48															
1948-49															
1949-50															

Pratt, Art

SEASON	GP-S	MIN	FG-A	FG%	3P-A	FT-A	FT%	REB	PF	A	TO	BLK	STL	PTS	AVG
1954-55	6		3-5	.600		0-0	.000							6	1.0

Priolo, Vinny • F • 6-4 • 215 • Bayport • Bayport-Blue Point

SEASON	GP-S	MIN	FG-A	FG%	3P-A	FT-A	FT%	REB	PF	A	TO	BLK	STL	PTS	AVG
1987-88	23		5-20	.250	0	4-6	.667		29					14	0.6

Proctor, Steve • G • 6-4 • 200 • Largo, Md. • Pensacola JC

SEASON	GP-S	MIN	FG-A	FG%	3P-A	FT-A	FT%	REB	PF	A	TO	BLK	STL	PTS	AVG
2005-06	15-0	224	22-60	.367	12-28	16-24	.667	27	20	7	16	1	7	72	4.8
2006-07	27-21	697	103-242	.426	49-128	64-85	.753	87	50	37	45	6	29	319	11.8
TOTAL	**42-21**	**921**	**125-302**	**.414**	**61-156**	**80-109**	**.734**	**114**	**70**	**44**	**61**	**7**	**36**	**391**	**9.3**

Pupko, Richard

SEASON	GP-S	MIN	FG-A	FG%	3P-A	FT-A	FT%	REB	PF	A	TO	BLK	STL	PTS	AVG
1967-68	3		1-1	1.000		0-0	.000	0	0					2	0.7

Pupko, Walter

SEASON	GP-S	MIN	FG-A	FG%	3P-A	FT-A	FT%	REB	PF	A	TO	BLK	STL	PTS	AVG
1967-68	4		2-2	1.000		0-0	.000	0	0					4	1.0

Putman, Chas

SEASON	GP-S	MIN	FG-A	FG%	3P-A	FT-A	FT%	REB	PF	A	TO	BLK	STL	PTS	AVG
1962-63															

Radin, Edwin

SEASON	GP-S	MIN	FG-A	FG%	3P-A	FT-A	FT%	REB	PF	A	TO	BLK	STL	PTS	AVG
1946-47															
1947-48															

Ralling, Javon • F • 6-3 • 190 • Harlem • St. Agnes Boys

SEASON	GP-S	MIN	FG-A	FG%	3P-A	FT-A	FT%	REB	PF	A	TO	BLK	STL	PTS	AVG
2009-10	4-0	2	0-1	.000	0-0	1-2	.500	3	0	0	0	0	0	1	0.3
2010-11	14-0	115	9-23	.391	0-0	7-12	.583	20	13	2	9	0	1	25	1.8
2011-12	29-10	474	44-101	.436	0-0	16-24	.667	68	39	16	29	1	4	104	3.6
2012-13	25-11	438	32-84	.381	0-1	37-65	.569	79	45	11	30	0	5	101	4.0
TOTAL	**72-21**	**1129**	**85-209**	**.407**	**0-1**	**61-103**	**.592**	**170**	**97**	**29**	**68**	**1**	**10**	**231**	**3.2**

Ramsey, Richard • G • 5-10 • 175 • Schenectady

SEASON	GP-S	MIN	FG-A	FG%	3P-A	FT-A	FT%	REB	PF	A	TO	BLK	STL	PTS	AVG
1958-59	11		3-6	.500		0-0	.000		5					6	0.5

Rankey, Derek

SEASON	GP-S	MIN	FG-A	FG%	3P-A	FT-A	FT%	REB	PF	A	TO	BLK	STL	PTS	AVG
1982-83															

Rano, Michael

SEASON	GP-S	MIN	FG-A	FG%	3P-A	FT-A	FT%	REB	PF	A	TO	BLK	STL	PTS	AVG
1948-49															
1949-50															

Ray, Harold

SEASON	GP-S	MIN	FG-A	FG%	3P-A	FT-A	FT%	REB	PF	A	TO	BLK	STL	PTS	AVG
1946-47															

Reed, Jordan • G • 6-4 • 205 • Philadelphia, PA • Wissahickon

SEASON	GP-S	MIN	FG-A	FG%	3P-A	FT-A	FT%	REB	PF	A	TO	BLK	STL	PTS	AVG
2012-13	28-26	987	165-422	.391	7-51	129-194	.665	266	64	40	96	17	27	466	16.6
2013-14	29-25	961	134-324	.414	14-39	165-231	.714	258	87	36	78	23	45	447	15.4
2014-15	5-1	53	6-21	.286	0-2	6-7	857	17	6	2	8	3	5	18	3.6
TOTAL	57-51	1948	299-746	.401	21-90	294-425	.692	524	151	76	174	40	72	913	16.0

Regan, John • F • 6-5 • 175 • Brooklyn • Xavier

SEASON	GP-S	MIN	FG-A	FG%	3P-A	FT-A	FT%	REB	PF	A	TO	BLK	STL	PTS	AVG
1984-85	8		6-13	.462		1-5	.200	7	4					13	1.6
1985-86	10		21-57	.368		7-11	.636		15					49	4.9
1986-87	22-17		96-218	.440	36-40	27-45	.600		66					257	15.1
1987-88	22-21		92-210	.438	33-65	57-71	.803	84	73					273	12.4
TOTAL	**62-38**		**215-498**	**.432**		**92-132**	**.697**		**158**					**592**	**9.5**

Reilly, Tom • G • 5-10 • 165 • Commack • St. Anthony's

SEASON	GP-S	MIN	FG-A	FG%	3P-A	FT-A	FT%	REB	PF	A	TO	BLK	STL	PTS	AVG
1981-82	8		22-53	.415		3-11	.273							47	5.9

1982-83	17		18-56	.321		8-9	.889	3	14					44	2.6
TOTAL	**25**		**40-109**	**.367**		**11-20**	**.550**							**91**	**3.6**

Reynolds, Skip • F • 6-0 • 184 •Binghamton

SEASON	GP-S	MIN	FG-A	FG%	3P-A	FT-A	FT%	REB	PF	A	TO	BLK	STL	PTS	AVG
1953-54															
1954-55	18		81-244	.332		42-79	.519							204	11.3
1955-56	16		64			73								201	12.6
1956-57	6		15-65	.231		13-26	.500	32	13					42	7.0

Rice, Chris • G • 6-3 • 195 • Triton • Sicklerville, NJ

SEASON	GP-S	MIN	FG-A	FG%	3P-A	FT-A	FT%	REB	PF	A	TO	BLK	STL	PTS	AVG
2011-12	13-0	38	1-6	.167	1-5	1-3	.333	2	3	2	3	0	0	4	0.3
2012-13	22-0	99	2-15	.133	2-11	6-8	.750	4	9	3	5	0	0	12	0.5
2013-14	11-0	35	1-5	.200	0-2	0-0	.000	0	2	2	5	0	0	2	0.2
TOTAL	46-0	172	4-26	.154	3-18	7-11	.636	6	14	7	13	0	0	18	0.4

Rice, Joel

SEASON	GP-S	MIN	FG-A	FG%	3P-A	FT-A	FT%	REB	PF	A	TO	BLK	STL	PTS	AVG
1971-72															
1972-73															

Rice, Micheal

SEASON	GP-S	MIN	FG-A	FG%	3P-A	FT-A	FT%	REB	PF	A	TO	BLK	STL	PTS	AVG
1964-65															
1965-66	16		36-100	.360		47-76	.618		47					119	7.4
1966-67															

Richards, Magnus • F • 6-7 • 210 • Silver Springs, Md. • Blake

SEASON	GP-S	MIN	FG-A	FG%	3P-A	FT-A	FT%	REB	PF	A	TO	BLK	STL	PTS	AVG
2013-14	29-14	571	33-100	.330	0-0	20-32	.625	99	88	20	51	6	11	86	3.0
2014-15	26-2	258	19-43	.442	0-1	18-32	.563	51	45	5	25	6	8	56	2.2
TOTAL	55-16	829	52-143	.364	0-1	38-64	.594	150	133	25	76	12	19	142	2.6

Richards, Omar • F • 6-8 • 220 • San Diego, Calif. • Horizon Christian

SEASON	GP-S	MIN	FG-A	FG%	3P-A	FT-A	FT%	REB	PF	A	TO	BLK	STL	PTS	AVG
2011-12	27-9	574	57-121	.471	3-6	24-48	.500	102	69	11	45	13	12	141	5.2

Rinaldi, John • G • 6-1 • 190 • Dunmore, Pa. • Dunmore

SEASON	GP-S	MIN	FG-A	FG%	3P-A	FT-A	FT%	REB	PF	A	TO	BLK	STL	PTS	AVG
2013-14	26-0	127	2-4	.500	0-1	3-8	.375	12	26	1	5	1	5	7	0.3
2014-15	19-0	98	2-7	.286	0-0	4-7	.571	13	12	3	3	1	5	8	0.4

Rivera, D.J. • F • 6-4 • 190 • Philadelphia, Pa. • St. Joseph's University

SEASON	GP-S	MIN	FG-A	FG%	3P-A	FT-A	FT%	REB	PF	A	TO	BLK	STL	PTS	AVG
2008-09	32-30	1134	230-486	.473	47-149	132-208	.635	208	86	34	56	13	57	639	20.0

Robilotto, Joe • G • 5-10 • 155 • Binghamton

SEASON	GP-S	MIN	FG-A	FG%	3P-A	FT-A	FT%	REB	PF	A	TO	BLK	STL	PTS	AVG
1951-52			4			4								12	
1952-53			93			83								269	
1953-54	17		52			62								166	9.8
1954-55															

Robinson, Mike • G • 5-11 • Brooklyn • Bushwick

SEASON	GP-S	MIN	FG-A	FG%	3P-A	FT-A	FT%	REB	PF	A	TO	BLK	STL	PTS	AVG
1976-77	8		3-9	.333		4-5	.800	0	2					10	1.3

Robinson, Matt • F • 6-7 • 200 • Brentwood • Brentwood

SEASON	GP-S	MIN	FG-A	FG%	3P-A	FT-A	FT%	REB	PF	A	TO	BLK	STL	PTS	AVG
1995-96	22-7	281	25-66	.379	4-13	16-26	.615	66	31	13	22	6	12	70	3.5
1996-97	12-0	74	8-30	.267	1-3	9-15	.600	24	10	3	9	2	4	26	2.2
TOTAL	**34-7**	**355**	**33-96**	**.344**	**5-16**	**25-41**	**.610**	**90**	**41**	**16**	**31**	**8**	**16**	**96**	**2.8**

Robinson, Tracy • G/F • 6-2 • 175 • Chemung • Waverly

SEASON	GP-S	MIN	FG-A	FG%	3P-A	FT-A	FT%	REB	PF	A	TO	BLK	STL	PTS	AVG
1983-84	15		12-30	.400		5-9	.556	8	19					29	1.9
1984-85	16		12-29	.414		6-9	.667	8	8					30	1.9
TOTAL	**31**		**24-59**	**.407**		**11-18**	**.611**	**16**	**27**					**59**	**1.9**

Rochon, Rick • G • 6-1 • 150 • Endicott • Union Endicott

SEASON	GP-S	MIN	FG-A	FG%	3P-A	FT-A	FT%	REB	PF	A	TO	BLK	STL	PTS	AVG
1975-76	21		18-38	.474		8-16	.500		19					44	2.1
1976-77	24		57-125	.456		54-74	.730	0	59					168	7.0
1977-78	9		20-35	.571		12-14	.857		7					52	5.8
1978-79	24		56-134	.418		25-40	.625		71					137	5.7
TOTAL	**78**		**151-332**	**.458**		**99-144**	**.688**		**156**					**401**	**5.1**

Rodgers, Robert

SEASON	GP-S	MIN	FG-A	FG%	3P-A	FT-A	FT%	REB	PF	A	TO	BLK	STL	PTS	AVG
1946-47															
1947-48															

Willie Rodriguez • F • 6-6 • 200 • Orlando, Fla. •East River

SEASON	GP-S	MIN	FG-A	FG%	3P-A	FT-A	FT%	REB	PF	A	TO	BLK	STL	PTS	AVG
2014-15	32-30	1011	137-313	.438	14-64	90-131	.687	175	80	41	87	23	26	378	11.8

Rollison, Peter • G • 6-2 • 157 • Forest Hills

SEASON	GP-S	MIN	FG-A	FG%	3P-A	FT-A	FT%	REB	PF	A	TO	BLK	STL	PTS	AVG
1973-74	14		8-25	.320		7-9	.778	0	13					23	1.6

Rommel, Richard • G • 5-7 • 146 • Endicott

SEASON	GP-S	MIN	FG-A	FG%	3P-A	FT-A	FT%	REB	PF	A	TO	BLK	STL	PTS	AVG
1950-51			12			8								32	
1951-52															

Rosenbloom, Joe

SEASON	GP-S	MIN	FG-A	FG%	3P-A	FT-A	FT%	REB	PF	A	TO	BLK	STL	PTS	AVG
1946-47															

Rosencrance, Bob • C • 6-4 • 150 • Laceyville, Pa.

SEASON	GP-S	MIN	FG-A	FG%	3P-A	FT-A	FT%	REB	PF	A	TO	BLK	STL	PTS	AVG
1957-58	14		45-108	.417		15-31	.484	97	43					105	7.5
TOTAL	**14**		**45-108**	**.417**		**15-31**	**.484**	**97**	**43**					**105**	**7.5**

Roth, Mark • G • 6-0 • Brooklyn • Lincoln

SEASON	GP-S	MIN	FG-A	FG%	3P-A	FT-A	FT%	REB	PF	A	TO	BLK	STL	PTS	AVG
1976-77	20		6-19	.316		4-11	.364	1	15					16	0.8
1977-78	22		7-20	.350		6-18	.333		13					20	0.9
TOTAL	**42**		**13-39**	**.333**		**10-29**	**.345**		**28**					**36**	**0.9**

Rubenzhal, Stan • C • 6-5 • 185 • Endicott

SEASON	GP-S	MIN	FG-A	FG%	3P-A	FT-A	FT%	REB	PF	A	TO	BLK	STL	PTS	AVG
1950-51	9		24			9								57	6.3
1951-52			116			70								302	
TOTAL			**140**			**79**								**359**	

Ryan, John • G • 6-1 • 152 • Shirley • William Floyd

SEASON	GP-S	MIN	FG-A	FG%	3P-A	FT-A	FT%	REB	PF	A	TO	BLK	STL	PTS	AVG
1987-88	8		6-23	.261	6-9	4-4	1.000	1	7					22	2.8

Saber, Edward

SEASON	GP-S	MIN	FG-A	FG%	3P-A	FT-A	FT%	REB	PF	A	TO	BLK	STL	PTS	AVG
1969-70															

Sadoff, Jeremy • G • 6-0 • 180 • Melbourne, Fla. • Central Catholic

SEASON	GP-S	MIN	FG-A	FG%	3P-A	FT-A	FT%	REB	PF	A	TO	BLK	STL	PTS	AVG
1997-98	25-11	524	52-140	.371	20-64	27-38	.711	33	58	55	42	7	23	151	6.0
1998-99	1-0	14	2-6	.333	1-4	0-0	.000	2	0	0	2	0	1	5	5.0
TOTAL	**26-11**	**538**	**54-146**	**.370**	**21-68**	**27-38**	**.711**	**35**	**58**	**55**	**44**	**7**	**24**	**156**	**6.0**

Sadowitz, Peter

SEASON	GP-S	MIN	FG-A	FG%	3P-A	FT-A	FT%	REB	PF	A	TO	BLK	STL	PTS	AVG
1946-47															
1947-48															
1948-49															

Salama, Henry • G/F • 6-2 • 180 • New York • Lincoln

SEASON	GP-S	MIN	FG-A	FG%	3P-A	FT-A	FT%	REB	PF	A	TO	BLK	STL	PTS	AVG
1974-75	19		56-139	.403		45-66	.682		41					157	8.3

Salama, Maurice • G • 6-1 • 175 • Brooklyn • Lincoln

SEASON	GP-S	MIN	FG-A	FG%	3P-A	FT-A	FT%	REB	PF	A	TO	BLK	STL	PTS	AVG
1982-83	21		34-95	.358		22-41	.537	9	43					80	3.8
1983-84	23		68-172	.395		26-51	.510	56	60					162	7.0
1984-85	24		98-195	.503		28-57	.491	42	70					224	9.3
TOTAL	**68**		**200-462**	**.433**		**76-149**	**.510**	**107**	**173**					**466**	**6.9**

Santana, Sal

SEASON	GP-S	MIN	FG-A	FG%	3P-A	FT-A	FT%	REB	PF	A	TO	BLK	STL	PTS	AVG
1998-99															

Saperstein, Marc

SEASON	GP-S	MIN	FG-A	FG%	3P-A	FT-A	FT%	REB	PF	A	TO	BLK	STL	PTS	AVG
1967-68	16		92-226	.407		39-61	.639	102	65					223	1.4
1968-69															

Scheurer, Kristin • G • 6-0 • 175 • Ithaca • Walton

SEASON	GP-S	MIN	FG-A	FG%	3P-A	FT-A	FT%	REB	PF	A	TO	BLK	STL	PTS	AVG
1988-89	22-7		14-51	.275	2-11	10-14	.714	27	24					44	2.0
1989-90	24		42-101	.416		12-16	.750	7	39					117	4.9
1990-91	25		102-255	.400	57-146	9-14	.643	59		71			45	270	10.8
1991-92	3-0	17	2-6	.333	1-3	0-0	.000	0	1	0	1	0	1	5	1.7
TOTAL	**74**		**160-413**	**.387**		**31-44**	**.705**	**93**						**436**	**5.9**

Schneider, Allan

SEASON	GP-S	MIN	FG-A	FG%	3P-A	FT-A	FT%	REB	PF	A	TO	BLK	STL	PTS	AVG
1956-57	4		0-0	.000		2-5	.400	0	0					2	0.5

Schneider, Barry

SEASON	GP-S	MIN	FG-A	FG%	3P-A	FT-A	FT%	REB	PF	A	TO	BLK	STL	PTS	AVG
1960-61															
1961-62															
1962-63															
1963-64															

Schildhaus, Scott • G • 6-0 • Merrick • Bellmore-JFK

SEASON	GP-S	MIN	FG-A	FG%	3P-A	FT-A	FT%	REB	PF	A	TO	BLK	STL	PTS	AVG
1977-78	5		3-8	.375		2-2	1.000		3					8	1.6
1978-79	9		1-3	.333		4-5	.800		2					6	0.7

TOTAL	14		4-11	.364		6-7	.857		5					14	1.0

Schultz, Pat • G • 6-0 • 170 • Monroe • Burke Catholic Orange County CC

SEASON	GP-S	MIN	FG-A	FG%	3P-A	FT-A	FT%	REB	PF	A	TO	BLK	STL	PTS	AVG
2003-04	8-0	17	1-3	.333	1-2	5-6	.833	2	0	0	4	0	0	8	1.0

Schuman, Mike • F • 6-6 • 207 • Merrick • Bellmore-JFK

SEASON	GP-S	MIN	FG-A	FG%	3P-A	FT-A	FT%	REB	PF	A	TO	BLK	STL	PTS	AVG
1984-85	24		42-83	.506		18-33	.545	63	56					102	4.3
1985-86	26-2		119-264	.451		62-109	.569		91					300	11.5
1986-87	22-17		96-194	.495	0-0	54-99	.545	19	81					262	11.9
TOTAL	**72**		**257-541**	**.475**		**134-241**	**.556**		**228**					**664**	**9.2**

Schussler, Steve • F • 6-3 • 190 • Babylon • Babylon

SEASON	GP-S	MIN	FG-A	FG%	3P-A	FT-A	FT%	REB	PF	A	TO	BLK	STL	PTS	AVG
1981-82															
1982-83	13		25-49	.510		12-17	.706	3	17					62	4.8

Selzer, Lou

SEASON	GP-S	MIN	FG-A	FG%	3P-A	FT-A	FT%	REB	PF	A	TO	BLK	STL	PTS	AVG
1967-68	2		0-2	.000		0-0	.000	2	0					0	0.0

Serko, Jeff • G/F • 6-3 • 188 • Endwell • Maine Endwell

SEASON	GP-S	MIN	FG-A	FG%	3P-A	FT-A	FT%	REB	PF	A	TO	BLK	STL	PTS	AVG
1983-84	14		15-29	.517		10-16	.625	11	20					40	2.9
1984-85	12		3-24	.125		5-11	.455	8	13					11	0.9
TOTAL	**26**		**18-53**	**.340**		**15-27**	**.556**	**19**	**33**					**51**	**2.0**

Seti, Bryan • F • 6-5 • 215 • Hartsdale • Ardsley

SEASON	GP-S	MIN	FG-A	FG%	3P-A	FT-A	FT%	REB	PF	A	TO	BLK	STL	PTS	AVG
1985-86	5		2-3	.667		3-6	.500		3					7	1.4

Sharma, Ravi • G • 6-1 • 155 • Brooklyn • Fort Hamilton

SEASON	GP-S	MIN	FG-A	FG%	3P-A	FT-A	FT%	REB	PF	A	TO	BLK	STL	PTS	AVG
1996-97	8-0	33	2-9	.222	1-3	0-0	.000	3	1	1	0	0	0	5	0.6

Shapiro, Dean

SEASON	GP-S	MIN	FG-A	FG%	3P-A	FT-A	FT%	REB	PF	A	TO	BLK	STL	PTS	AVG
1969-70	10		7-12	.583		1-4	.250	8	9					15	1.5

Shoudy, David • F • 6-4 • 140

SEASON	GP-S	MIN	FG-A	FG%	3P-A	FT-A	FT%	REB	PF	A	TO	BLK	STL	PTS	AVG
1973-74	2		2-4	.500		0-1	.000		2					4	2.0

Simmel, Mike • G • 5-10 • 160 • Allendale, NJ • Hun School-Princeton

SEASON	GP-S	MIN	FG-A	FG%	3P-A	FT-A	FT%	REB	PF	A	TO	BLK	STL	PTS	AVG
1997-98	7-0	37	1-5	.200	0-0	1-3	.333	2	0	9	7	0	2	3	0.4

Simandle, Paul • G • 5-9 • 155 • Binghamton

SEASON	GP-S	MIN	FG-A	FG%	3P-A	FT-A	FT%	REB	PF	A	TO	BLK	STL	PTS	AVG
1958-59	10		4-16	.250		4-5	.800		7					12	1.2
1959-60	14		36-99	.364		23-36	.639	22	28					95	6.8
1960-61															
1961-62															

Simmon, William

SEASON	GP-S	MIN	FG-A	FG%	3P-A	FT-A	FT%	REB	PF	A	TO	BLK	STL	PTS	AVG
1948-49															

Sims, Chip • G • 6-0 • 175 • Brooklyn • Lafayette

SEASON	GP-S	MIN	FG-A	FG%	3P-A	FT-A	FT%	REB	PF	A	TO	BLK	STL	PTS	AVG
1994-95	19-2	252	25-72	.347	10-26	18-23	.783	39	20	37	22	0	17	78	4.1
1995-96	25-22	754	75-203	.369	18-54	22-34	.647	87	44	87	62	9	65	190	7.6
TOTAL	**44-24**	**1006**	**100-275**	**.364**	**28-80**	**40-57**	**.702**	**126**	**64 124**	**84**	**9**	**82**	**268**	**6.1**	

Singer, Mitch

SEASON	GP-S	MIN	FG-A	FG%	3P-A	FT-A	FT%	REB	PF	A	TO	BLK	STL	PTS	AVG
1982-83	5		1-2	.500		1-2	.500		6					3	0.6

Sladky, Chuck

SEASON	GP-S	MIN	FG-A	FG%	3P-A	FT-A	FT%	REB	PF	A	TO	BLK	STL	PTS	AVG
1954-55	8		42-96	.437		29-48	.604							113	14.1

Slawta, Thomas

SEASON	GP-S	MIN	FG-A	FG%	3P-A	FT-A	FT%	REB	PF	A	TO	BLK	STL	PTS	AVG
1970-71															

Sleeman, C.

SEASON	GP-S	MIN	FG-A	FG%	3P-A	FT-A	FT%	REB	PF	A	TO	BLK	STL	PTS	AVG
1953-54															

Smith, Matt • G • 5-10 • 180 • East Northport • Northport

SEASON	GP-S	MIN	FG-A	FG%	3P-A	FT-A	FT%	REB	PF	A	TO	BLK	STL	PTS	AVG
2013-14	10-0	36	1-2	.500	0-1	1-1	1.000	0	5	2	0	0	0	3	0.3

Smith, Richard

SEASON	GP-S	MIN	FG-A	FG%	3P-A	FT-A	FT%	REB	PF	A	TO	BLK	STL	PTS	AVG
1967-68	6		3-8	.375		0-1	.000	5	2					6	1.0
1968-69															

Smith, Lee • F • 6-3 • Brooklyn • Jackson

SEASON	GP-S	MIN	FG-A	FG%	3P-A	FT-A	FT%	REB	PF	A	TO	BLK	STL	PTS	AVG
1976-77	5		1-3	.333		3-5	.600	3	4					5	1.0

Smyk, Peter

SEASON	GP-S	MIN	FG-A	FG%	3P-A	FT-A	FT%	REB	PF	A	TO	BLK	STL	PTS	AVG
1948-49															

Sobel, Howard

SEASON	GP-S	MIN	FG-A	FG%	3P-A	FT-A	FT%	REB	PF	A	TO	BLK	STL	PTS	AVG
1968-69															
1969-70	3		2-4	.500		1-2	.500	1	3					5	1.7

Sochor, Ed

SEASON	GP-S	MIN	FG-A	FG%	3P-A	FT-A	FT%	REB	PF	A	TO	BLK	STL	PTS	AVG
1954-55	17		43-125	.344		15-50	.300							101	5.9

Soule, Joe • F • 6-6 • 200 • Binghamton • Wyoming Seminary

SEASON	GP-S	MIN	FG-A	FG%	3P-A	FT-A	FT%	REB	PF	A	TO	BLK	STL	PTS	AVG
1984-85	7		9-23	.391		0-1	.000	11	9					18	2.6

Spetz, Dennis

SEASON	GP-S	MIN	FG-A	FG%	3P-A	FT-A	FT%	REB	PF	A	TO	BLK	STL	PTS	AVG
1956-57	16		26-97	.267		39-76	.513	80	53					91	5.7

Spiro, Nitai • G • 6-3 • 180 • Bloomington, Ill. • University

SEASON	GP-S	MIN	FG-A	FG%	3P-A	FT-A	FT%	REB	PF	A	TO	BLK	STL	PTS	AVG
1996-97	22-12	491	74-182	.407	27-89	30-49	.612	76	39	18	27	2	32	205	9.3
1997-98	27-25	769	162-367	.441	70-180	52-68	.765	106	60	36	62	3	46	446	16.5
1998-99	27-23	626	122-260	.469	52-124	29-40	.725	78	37	30	41	0	47	325	12.0
1999-00	26-26	619	115-255	.451	55-146	38-46	.826	91	55	39	44	1	39	323	12.4
TOTAL	**102-86**	**2505**	**473-1064**	**.445**	**204-539**	**149-203**	**.734**	**351**	**191**	**123**	**174**	**6**	**164**	**1299**	**12.7**

St. Fort, Jeffrey • F • 6-6 • 190 • Miami, Fl. • Monsignor Pace

SEASON	GP-S	MIN	FG-A	FG%	3P-A	FT-A	FT%	REB	PF	A	TO	BLK	STL	PTS	AVG
1999-00	25-23	667	140-276	.507	15-39	65-104	.625	115	49	32	64	15	25	360	14.4
2000-01	28-24	800	131-273	.480	14-40	88-129	.682	124	71	25	71	17	22	364	13.0
2001-02	28-26	861	127-293	.433	13-38	94-139	.676	182	71	23	66	15	15	361	12.9
2002-03	27-26	647	89-216	.412	17-42	55-85	.647	108	42	21	43	8	14	250	9.3
TOTAL	**108-99**	**2975**	**487-1058**	**.460**	**59-159**	**302-457**	**.661**	**529**	**233**	**101**	**244**	**55**	**76**	**1335**	**12.4**

Stanish, Peter • G • 6-2 • Albany CBA

SEASON	GP-S	MIN	FG-A	FG%	3P-A	FT-A	FT%	REB	PF	A	TO	BLK	STL	PTS	AVG
1977-78	17		56-115	.487		17-24	.708		24					129	7.6

Stein, Robert

SEASON	GP-S	MIN	FG-A	FG%	3P-A	FT-A	FT%	REB	PF	A	TO	BLK	STL	PTS	AVG
1970-71															
1971-72															

Stifflard, Lawrence

SEASON	GP-S	MIN	FG-A	FG%	3P-A	FT-A	FT%	REB	PF	A	TO	BLK	STL	PTS	AVG
1946-47															

Stulir, Joseph

SEASON	GP-S	MIN	FG-A	FG%	3P-A	FT-A	FT%	REB	PF	A	TO	BLK	STL	PTS	AVG
1948-49															

Sullivan, Thomas

SEASON	GP-S	MIN	FG-A	FG%	3P-A	FT-A	FT%	REB	PF	A	TO	BLK	STL	PTS	AVG
1948-49															

Sullivan, William

SEASON	GP-S	MIN	FG-A	FG%	3P-A	FT-A	FT%	REB	PF	A	TO	BLK	STL	PTS	AVG
1954-55	7		3-11	.273		0-0	.000							6	0.9

Summers, Doug

SEASON	GP-S	MIN	FG-A	FG%	3P-A	FT-A	FT%	REB	PF	A	TO	BLK	STL	PTS	AVG
1968-69															

Sutton, Kyrie • C • 6-9 • 240 • Brooklyn • Boy's and Girl's HS

SEASON	GP-S	MIN	FG-A	FG%	3P-A	FT-A	FT%	REB	PF	A	TO	BLK	STL	PTS	AVG
2008-09	28-15	327	17-48	.354	0-0	10-25	.400	74	55	5	12	33	2	44	1.6
2009-10	27-5	396	77-129	.597	0-0	14-36	.386	85	51	5	37	24	7	168	6.2
2010-11	29-11	529	74-152	.487	0-1	38-58	.655	120	49	12	29	27	6	186	6.4
TOTAL	**84-31**	**723**	**168-329**	**.511**	**0-1**	**62-119**	**.521**	**279**	**155**	**22**	**78**	**84**	**15**	**398**	**4.7**

Sylvester, Peter • F • 6-6 • 190 • Brooklyn • Xaverian

SEASON	GP-S	MIN	FG-A	FG%	3P-A	FT-A	FT%	REB	PF	A	TO	BLK	STL	PTS	AVG
1987-88	5		6-9	.667	0-0	0-2	.000	5	5					12	2.4

Talley, Dylan • G • 6-5 • 215 • Burlington, NJ • Life Center Academy HS

SEASON	GP-S	MIN	FG-A	FG%	3P-A	FT-A	FT%	REB	PF	A	TO	BLK	STL	PTS	AVG
2009-10	26-14	761	109-274	.398	28-93	61-88	.693	97	48	55	71	9	16	307	11.8

Telford, Sherwin • G • 6-2 • 175 • Brooklyn • Clara Barton

SEASON	GP-S	MIN	FG-A	FG%	3P-A	FT-A	FT%	REB	PF	A	TO	BLK	STL	PTS	AVG
1991-92	26-26	881	163-323	.505	27-58	151-199	.759	172	35	64	65	6	32	504	19.4
1992-93	27-27	911	210-385	.545	26-72	133-180	.739	152	41	68	75	7	52	579	21.4
1993-94	30		46-104	.442		150-196	.765	171		70			51	602	20.1
TOTAL	**83**		**419-812**	**.516**		**434-575**	**.755**	**495**		**202**			**135**	**1685**	**20.3**

Terry, Phil • F • 6-3 • 180 • Freeport • St. Agnes Cathedral

SEASON	GP-S	MIN	FG-A	FG%	3P-A	FT-A	FT%	REB	PF	A	TO	BLK	STL	PTS	AVG
1980-81	11		12-27	.444		0-0	.000		4					22	2.0
1981-82	13		31-66	.470		0-3	.000							62	4.8
TOTAL	**24**		**43-93**	**.462**		**0-3**	**.000**		**4**					**84**	**3.5**

Tetter, Greg • G • 5-10 • Tonawanda • Ken East

SEASON	GP-S	MIN	FG-A	FG%	3P-A	FT-A	FT%	REB	PF	A	TO	BLK	STL	PTS	AVG
1978-79	14		11-28	.393		0-0	.000		4					22	1.6
1979-80	4		2-6	.333		0-0	.000		2					4	1.0

TOTAL	18		13-34	.382		0-0	.000		6					26	1.4

Thomas, Roland • F • 6-0 • 165 • Binghamton

SEASON	GP-S	MIN	FG-A	FG%	3P-A	FT-A	FT%	REB	PF	A	TO	BLK	STL	PTS	AVG
1954-55	8		3-4	.750		4-6	.667							10	1.3
1955-56	8		8			3								19	2.4
1956-57	5		3-11	.273		3-7	.429	8	7					9	1.8
TOTAL	**21**		**14**			**10**								**38**	**1.8**

Thompson, Bob • G • 6-1 • 175 • Mount Morris

SEASON	GP-S	MIN	FG-A	FG%	3P-A	FT-A	FT%	REB	PF	A	TO	BLK	STL	PTS	AVG
1955-56	17		29			45								103	6.1
1956-57	16		64-183	.350		89-130	.685	133	42					217	13.6
1957-58	5		13-42	.310		16-23	.696	45	18					42	8.4
1958-59	10		12-38	.316		10-20	.500	11						34	3.4
TOTAL	**48**		**118**			**160**								**396**	**8.3**

Thoubboran, Brad • F • 6-3 • 175 • E. Northport • Northport

SEASON	GP-S	MIN	FG-A	FG%	3P-A	FT-A	FT%	REB	PF	A	TO	BLK	STL	PTS	AVG
1981-82	17		16-53	.302		26-46	.565							58	3.4
1982-83	20		31-79	.392		20-42	.476	8	37					82	4.1
TOTAL	**37**		**47-132**	**.356**		**46-88**	**.523**							**140**	**3.8**

Tilles, Micheal

SEASON	GP-S	MIN	FG-A	FG%	3P-A	FT-A	FT%	REB	PF	A	TO	BLK	STL	PTS	AVG
1961-62															
1962-63															
1963-64															
1964-65															

Tillow, Walt • G • 5-11 • 150 • New York

SEASON	GP-S	MIN	FG-A	FG%	3P-A	FT-A	FT%	REB	PF	A	TO	BLK	STL	PTS	AVG
1957-58	5		0-2	.000		0-0		7	2					0	0.0

Todd, Robert • F • 6-6 • 220 • Titusville, Fla. • Astronaut • Air Force

SEASON	GP-S	MIN	FG-A	FG%	3P-A	FT-A	FT%	REB	PF	A	TO	BLK	STL	PTS	AVG
2003-04	17-3	171	7-28	.250	3-17	4-4	1.000	21	8	13	14	4	5	21	1.2

Toomer, Ray • G • 6-4 • 230 • Manhattan • York Prep

SEASON	GP-S	MIN	FG-A	FG%	3P-A	FT-A	FT%	REB	PF	A	TO	BLK	STL	PTS	AVG
1996-97	25-23	621	108-293	.369	43-133	39-58	.672	180	78	31	62	8	20	298	11.9

Trifunovic, Lazar • F • 6-8 • 230 • Belgrade, Serbia Secondary Railway Technical School

SEASON	GP-S	MIN	FG-A	FG%	3P-A	FT-A	FT%	REB	PF	A	TO	BLK	STL	PTS	AVG
2006-07	29-24	831	126-255	.494	0-1	63-97	.649	188	73	39	78	2	12	315	10.9
2007-08	28-28	860	159-343	.464	0-0	73-105	.695	200	52	59	89	7	18	391	14.0
TOTAL	57-52	1691	285-598	.477	0-1	136-202	.673	388	125	98	167	9	30	706	12.4

Turan, Edward

SEASON	GP-S	MIN	FG-A	FG%	3P-A	FT-A	FT%	REB	PF	A	TO	BLK	STL	PTS	AVG
1965-66	6		1-7	.143		1-5	.200		5					3	0.5
1966-67															

Ukeagu, Ezenwa • C • 6-8 • 230 • Coral Springs, Fla. • Coral Springs

SEASON	GP-S	MIN	FG-A	FG%	3P-A	FT-A	FT%	REB	PF	A	TO	BLK	STL	PTS	AVG
1999-00	26-23	645	85-162	.525	0-0	42-96	.438	180	63	22	49	27	21	212	8.2

Ulrich, Richard

SEASON	GP-S	MIN	FG-A	FG%	3P-A	FT-A	FT%	REB	PF	A	TO	BLK	STL	PTS	AVG
1959-60															

VanAmburgh, Donald • F • 6-2 • 161 • Port Crane

SEASON	GP-S	MIN	FG-A	FG%	3P-A	FT-A	FT%	REB	PF	A	TO	BLK	STL	PTS	AVG
1950-51	14		8			8								24	1.7
1951-52															

Verkey, Andrew • G • 6-2 • 205 • Seneca Falls • Mynderse Academy

SEASON	GP-S	MIN	FG-A	FG%	3P-A	FT-A	FT%	REB	PF	A	TO	BLK	STL	PTS	AVG
1997-98	27-2	335	36-77	.468	5-22	11-26	.423	66	19	4	17	6	9	88	3.3
1998-99	26-1	328	38-109	.349	20-64	25-31	.806	37	21	13	20	1	15	121	4.7
1999-00	26-9	577	69-149	.463	33-85	19-34	.559	103	30	33	29	1	28	190	7.3
2000-01	28-7	304	27-80	.338	21-66	7-10	.700	38	13	33	22	1	8	82	2.9
TOTAL	**107-19**	**1544**	**170-415**	**.410**	**79-237**	**62-101**	**.614**	**244**	**83**	**83**	**88**	**9**	**60**	**481**	**4.5**

Vetrano, Anthony

SEASON	GP-S	MIN	FG-A	FG%	3P-A	FT-A	FT%	REB	PF	A	TO	BLK	STL	PTS	AVG
1952-53															
1953-54															

Villhaurer, Phillip

SEASON	GP-S	MIN	FG-A	FG%	3P-A	FT-A	FT%	REB	PF	A	TO	BLK	STL	PTS	AVG
1986-87	12		4-13	.308	0-0	4-9	.444		6					12	1.0

Vogel, Robert

SEASON	GP-S	MIN	FG-A	FG%	3P-A	FT-A	FT%	REB	PF	A	TO	BLK	STL	PTS	AVG
1963-64															
1964-65															
1965-66	16		15-49	.306		16-23	.696		21					46	2.9

Walker, Romello • G • 6-6• 195 •Ft. Lauderdale, Fla.• Dillard

SEASON	GP-S	MIN	FG-A	FG%	3P-A	FT-A	FT%	REB	PF	A	TO	BLK	STL	PTS	AVG
2014-15	**32-31**	**986**	**100-281**	**.356**	**22-84**	**53-94**	**.564**	**147**	**64**	**31**	**63**	**7**	**30**	**275**	**8.6**

Waller, Karon • G • 6-4 • 195 • Camden, N. J. • Collingswood

SEASON	GP-S	MIN	FG-A	FG%	3P-A	FT-A	FT%	REB	PF	A	TO	BLK	STL	PTS	AVG
2012-13	24-2	255	14-55	.255	3-20	17-28	.607	45	15	1127	0	6	48	2.0	
2014-15	23-0	185	10-33	.303	4-18	5-9	.556	31	45	5	25	6	8	56	2.2
TOTAL	24-2	255	14-55	.255	3-20	17-28	.607	45	15	1127	0	6	48	2.0	

Walling, William

SEASON	GP-S	MIN	FG-A	FG%	3P-A	FT-A	FT%	REB	PF	A	TO	BLK	STL	PTS	AVG
1947-48															
1948-49															

Washington, Kyle • F • 6-5 • 190 • Miramar, Fla. • Miami Norland

SEASON	GP-S	MIN	FG-A	FG%	3P-A	FT-A	FT%	REB	PF	A	TO	BLK	STL	PTS	AVG
1998-99	22-8	365	42-111	.378	10-39	32-40	.800	49	35	17	45	2	15	126	5.7
1999-00	25-0	301	16-47	.340	2-12	17-30	.567	39	31	42	47	4	16	51	2.0
2000-01	27-2	159	20-52	.385	10-26	8-9	.889	20	17	12	11	0	5	58	2.1
2001-02	16-1	68	4-10	.400	2-6	2-3	.667	8	12	2	8	0	2	12	0.8
TOTAL	**90-11**	**893**	**82-220**	**.373**	**24-83**	**59-82**	**.720**	**116**	**95**	**73**	**111**	**6**	**38**	**247**	**2.7**

Watson, Brett • G • 6-0 • 180 • Wichita, Kan. • Andover • Univ. of Conn.

SEASON	GP-S	MIN	FG-A	FG%	3P-A	FT-A	FT%	REB	PF	A	TO	BLK	STL	PTS	AVG
2001-02	28-17	548	37-108	.343	21-61	19-34	.559	31	38	56	37	0	23	114	4.1
2002-03	21-0	161	9-27	.333	5-21	8-12	.667	12	12	16	7	0	3	31	1.5
2003-04	27-2	201	8-36	.222	3-18	5-13	.385	12	21	14	16	0	11	24	0.9
TOTAL	**76-19**	**910**	**54-171**	**.316**	**29-100**	**32-59**	**.542**	**55**	**71**	**86**	**60**	**0**	**37**	**169**	**2.2**

Watson, Sean • F • 6-5 • 185 • Brooklyn • Sheepshead Bay • Howard JC

SEASON	GP-S	MIN	FG-A	FG%	3P-A	FT-A	FT%	REB	PF	A	TO	BLK	STL	PTS	AVG
2008-09	2-2	54	4-17	.235	0-5	4-8	.500	8	3	0	2	0	4	12	6.0

Weisberg, Phillip

SEASON	GP-S	MIN	FG-A	FG%	3P-A	FT-A	FT%	REB	PF	A	TO	BLK	STL	PTS	AVG
1961-62															
1962-63															
1963-64															

Weismann, Rick • G • 5-11 • 155 • Jericho • Jericho

SEASON	GP-S	MIN	FG-A	FG%	3P-A	FT-A	FT%	REB	PF	A	TO	BLK	STL	PTS	AVG
1981-82	14		9-24	.375		5-14	.357							23	1.6

Wertz, Andrew

SEASON	GP-S	MIN	FG-A	FG%	3P-A	FT-A	FT%	REB	PF	A	TO	BLK	STL	PTS	AVG
1982-83															

White, Earle • F • 5-11 • 160 • Liberty

SEASON	GP-S	MIN	FG-A	FG%	3P-A	FT-A	FT%	REB	PF	A	TO	BLK	STL	PTS	AVG
1952-53			79			46								204	
1953-54															

White, Joe • F • 6-8 • 205 • Winsted, Conn. • Gilbert

SEASON	GP-S	MIN	FG-A	FG%	3P-A	FT-A	FT%	REB	PF	A	TO	BLK	STL	PTS	AVG
2000-01	26-0	204	18-36	.500	0-0	12-17	.706	57	23	9	23	13	8	48	1.8
2002-03	20-0	143	17-41	.415	3-8	5-9	.556	36	21	9	7	5	4	42	2.1
2003-04	28-0	289	31-70	.443	6-23	8-10	.800	67	22	10	13	9	4	76	2.7
2004-05	22-2	227	19-58	.328	9-26	16-18	.889	41	20	9	8	2	9	63	2.9
TOTAL	**96-2**	**836**	**850-205**	**.415**	**18-57**	**41-54**	**.759**	**201**	**86**	**37**	**51**	**29**	**25**	**229**	**2.4**

White, Sean

SEASON	GP-S	MIN	FG-A	FG%	3P-A	FT-A	FT%	REB	PF	A	TO	BLK	STL	PTS	AVG
1989-90															

Whitestone, Carl

SEASON	GP-S	MIN	FG-A	FG%	3P-A	FT-A	FT%	REB	PF	A	TO	BLK	STL	PTS	AVG
1953-54															

Wiggins, Karl • C • 6-6 • Port Chester

SEASON	GP-S	MIN	FG-A	FG%	3P-A	FT-A	FT%	REB	PF	A	TO	BLK	STL	PTS	AVG
1979-80	21		29-67	.433		8-19	.421	0	35					66	3.1
1980-81	24		34-65	.523		7-10	.700		52					75	3.1
TOTAL	**45**		**63-132**	**.477**		**15-29**	**.517**		**87**					**141**	**3.1**

Wilcox, Chris • G • 6-2 • 175 • Ithaca • Ithaca

SEASON	GP-S	MIN	FG-A	FG%	3P-A	FT-A	FT%	REB	PF	A	TO	BLK	STL	PTS	AVG
1991-92	9-0	32	3-10	.300	3-6	8-12	.667	6	2	2	0	0	1	17	1.9
1992-93	24-0	146	9-39	.231	5-21	4-7	.571	24	13	4	15	0	5	27	1.1
1993-94	24		13-35	.371		6-24	.250	21		12				38	1.6
1994-95	23-3	145	22-52	.423	7-23	1-2	.500	24	14	9	17	0	6	52	2.3
TOTAL	**80**		**47-116**	**.405**		**19-45**	**.422**	**75**		**27**				**134**	**1.7**

Wilder, James

SEASON	GP-S	MIN	FG-A	FG%	3P-A	FT-A	FT%	REB	PF	A	TO	BLK	STL	PTS	AVG
1959-60															

Wilensky, Neil

SEASON	GP-S	MIN	FG-A	FG%	3P-A	FT-A	FT%	REB	PF	A	TO	BLK	STL	PTS	AVG
1963-64															
1964-65															
1965-66	16		59-175	.337		35-53	.660		47					153	9.6
1966-67															

Wiliams, Billy • F • 6-3 • 200 • Milwaukee, Wis. • Bay View • Colby CC

SEASON	GP-S	MIN	FG-A	FG%	3P-A	FT-A	FT%	REB	PF	A	TO	BLK	STL	PTS	AVG
2002-03	27-5	455	29-74	.392	10-30	17-34	.500	76	53	36	42	2	23	85	3.1
2003-04	30-27	738	49-130	.377	27-74	22-43	.512	93	65	63	64	1	38	147	4.9
2004-05	24-17	454	38-84	.452	15-36	12-22	.545	92	53	41	38	1	24	103	4.3
TOTAL	**81-49**	**1647**	**116-288**	**.402**	**52-140**	**51-99**	**.515**	**231**	**171**	**140**	**14**	**44**	**85**	**335**	**4.1**

Williams, Jabrille • F • 6-6 • 190 • King/ South Kent • Stamford, CT

SEASON	GP-S	MIN	FG-A	FG%	3P-A	FT-A	FT%	REB	PF	A	TO	BLK	STL	PTS	AVG
2011-12	23-3	318	24-45	.533	7-10	6-11	.545	49	27	6	14	7	6	61	2.7
2012-13	25-2	186	11-27	.407	1-10	0-0	.000	21	19	2	11	4	2	23	0.9
2013-14	11-0	38	0-4	.000	0-0	0-0	.000	8	3	1	1	0	1	0	0.0
2014-15	10-1	47	4-10	.400	0-1	4-7	.000	10	8	0	2	0	1	8	0.8
TOTAL	59-5	542	35-76	.460	8-20	6-11	.545	78	49	9	26	11	9	84	1.4

Winker, Mark

SEASON	GP-S	MIN	FG-A	FG%	3P-A	FT-A	FT%	REB	PF	A	TO	BLK	STL	PTS	AVG
1992-93	1-0	1	1-1	1.000	0-0	0-0	0.000	0	1	0	0	0	0	2	2.0

Winkler, Barry

SEASON	GP-S	MIN	FG-A	FG%	3P-A	FT-A	FT%	REB	PF	A	TO	BLK	STL	PTS	AVG
1961-62															
1962-63															
1963-64															
1964-65															

Wohl, Dani • G • 6-0 • 185 • Detroit, Mich. • West Bloomfield

SEASON	GP-S	MIN	FG-A	FG%	3P-A	FT-A	FT%	REB	PF	A	TO	BLK	STL	PTS	AVG
2001-02	18-0	61	1-10	.100	0-1	7-9	.778	5	8	3	6	0	1	9	0.5

Wojcio, John

SEASON	GP-S	MIN	FG-A	FG%	3P-A	FT-A	FT%	REB	PF	A	TO	BLK	STL	PTS	AVG
1962-63															
1963-64															
1964-65															
1965-66	16		84-200	.420		46-67	.687			51				214	13.4

Wright, Dave • G • 6-2 • 175 • Los Angeles, Calif. • Buckley

SEASON	GP-S	MIN	FG-A	FG%	3P-A	FT-A	FT%	REB	PF	A	TO	BLK	STL	PTS	AVG
1982-83															

Wright, Greer • F • 6-7 • 215 • Boynton Beach, Fla • Boca Raton Prep • City College of San Francisco

SEASON	GP-S	MIN	FG-A	FG%	3P-A	FT-A	FT%	REB	PF	A	TO	BLK	STL	PTS	AVG
2009-10	31	1034	152-348	.437	41-133	121-161	.752	188	105	98	116	18	37	466	15.0
2010-11	25-21	767	106-261	..406	34-103	88-123	.715	106	72	88	97	7	27	334	13.4
TOTAL	**56-21**	**1801**	**258-609**	**.424**	**75-236**	**209-284**	**.736**	**294**	**177**	**186**	**213**	**25**	**64**	**800**	**14.2**

Wright, Mark • F • 6-4 • 190 • Freeport • Freeport

SEASON	GP-S	MIN	FG-A	FG%	3P-A	FT-A	FT%	REB	PF	A	TO	BLK	STL	PTS	AVG
1983-84	29		29-57	.509		13-30	.433	40	28					74	2.6

Wright, Mike • G • 6-0 • 155 • Hollywood, Fla. • Hallandale

SEASON	GP-S	MIN	FG-A	FG%	3P-A	FT-A	FT%	REB	PF	A	TO	BLK	STL	PTS	AVG
1998-99	27-3	464	70-164	.427	17-52	89-117	.761	45	53	62	75	1	53	246	9.1
1999-00	26-26	779	108-254	.425	24-93	72-107	.673	59	68	134	106	3	96	312	12.0
2000-01	28-26	782	102-261	.391	51-140	63-92	.685	78	81	83	88	2	58	318	11.4
2001-02	28-6	526	73-193	.378	44-111	61-77	.792	56	51	21	37	0	35	251	9.0
TOTAL	**109-61**	**2551**	**353-872**	**.405**	**136-396**	**285-393**	**.725**	**238**	**253**	**300**	**306**	**6**	**242**	**1127**	**10.3**

Wunder, Richard • F • 6-4 • West Islip

SEASON	GP-S	MIN	FG-A	FG%	3P-A	FT-A	FT%	REB	PF	A	TO	BLK	STL	PTS	AVG
1977-78	7		11-16	.688		7-10	.700		9					29	4.1
1978-79	24		50-121	.413		41-54	.759		67					141	5.9
1979-80	23		110-221	.498		38-54	.704	5	77					256	11.1
1980-81	23		85-191	.445		61-76	.803		70					231	10.0
TOTAL	**77**		**256-549**	**.466**		**147-194**	**.758**		**223**					**657**	**8.5**

Yacob, Yosef • G • 6-0 • 170 • Chester, Pa. • Archbishop John Carroll

SEASON	GP-S	MIN	FG-A	FG%	3P-A	FT-A	FT%	REB	PF	A	TO	BLK	STL	PTS	AVG
2013-14	27-22	876	90-268	.336	46-140	85-115	.739	49	57	70	88	1	26	311	11.5
2014-15	32-15	730	53-157	.338	29-100	52-69	.754	33	52	38	53	1	19	187	5.8

Yarnell, Al

SEASON	GP-S	MIN	FG-A	FG%	3P-A	FT-A	FT%	REB	PF	A	TO	BLK	STL	PTS	AVG
1960-61															

Young, Marty

SEASON	GP-S	MIN	FG-A	FG%	3P-A	FT-A	FT%	REB	PF	A	TO	BLK	STL	PTS	AVG
1981-82														242	11.5
1982-83														115	11.5
1983-84														274	11.4
1984-85														405	16.2
TOTAL														**1036**	**13.0**

Zamer, Josh • C • 6-6 • 225 • Livingston, N.J. • Livingston

SEASON	GP-S	MIN	FG-A	FG%	3P-A	FT-A	FT%	REB	PF	A	TO	BLK	STL	PTS	AVG
1992-93	28-0	338	29-56	.518	0-0	11-27	.407	70	57	13	19	5	6	69	2.5
1993-94	29		13-26	.500		5-14	.357	42		6				31	1.1
1994-95	24-19	525	47-71	.662	0-0	21-48	.438	105	57	4	29	13	9	115	4.8
1995-96	23-14	338	33-57	.579	0-1	19-28	.679	66	39	8	20	11	7	85	3.7
TOTAL	**104**		**122-210**	**.581**		**56-117**	**.479**	**283**		**31**				**300**	**2.9**

Ziesig, Kevin

SEASON	GP-S	MIN	FG-A	FG%	3P-A	FT-A	FT%	REB	PF	A	TO	BLK	STL	PTS	AVG
1979-80															

Zimmer, Bernie

SEASON	GP-S	MIN	FG-A	FG%	3P-A	FT-A	FT%	REB	PF	A	TO	BLK	STL	PTS	AVG
1978-79															
1979-80															

Zuber, Hugh

SEASON	GP-S	MIN	FG-A	FG%	3P-A	FT-A	FT%	REB	PF	A	TO	BLK	STL	PTS	AVG
1989-90															

Zverin, Alan

SEASON	GP-S	MIN	FG-A	FG%	3P-A	FT-A	FT%	REB	PF	A	TO	BLK	STL	PTS	AVG
1971-72															
1972-73															
1973-74															

Zymet, Carl

SEASON	GP-S	MIN	FG-A	FG%	3P-A	FT-A	FT%	REB	PF	A	TO	BLK	STL	PTS	AVG
1956-57															
1957-58															
1958-59															

DIVISION I YEAR-BY-YEAR TEAM STATISTICS

2001-02 • 9-19 (6-10 AMERICA EAST)

Name	GP/S	FG	FGA	Pct.	3FG	3FGA	Pct.	FT	FTA	Pct.	OR	DR	TR	Avg.	PF	A	TO	B	S	TP	Avg.	Min.
Jeffery St. Fort	28/27	127	293	.342	13	38	.342	94	139	.676	62	120	182	6.5	71	23	66	15	15	361	12.9	861
Anthony Green	22/11	73	182	.401	14	58	.241	61	77	.792	23	51	74	3.4	49	70	69	2	28	221	10.0	565
Mike Wright	28/6	73	193	.378	44	111	.396	61	77	.792	14	42	56	2.0	51	21	37	0	40	251	9.0	526
Jeff Daws	28/20	79	190	.416	54	141	.383	10	16	.625	22	41	63	2.3	36	28	24	4	8	222	7.9	570
Andrew Hannan	28/11	74	175	.423	17	58	.293	38	53	.717	15	64	79	2.8	44	29	53	2	15	203	7.3	606
Nick Billings	21/1	44	91	.484	0	0	.000	21	34	.618	33	69	102	4.9	60	7	45	80	9	109	5.2	367
Charles Baker	18/18	35	77	.455	14	37	.378	16	20	.800	7	32	39	2.2	44	30	26	4	9	100	5.6	476
Stanley Ocitti	27/3	40	101	.396	13	36	.361	20	30	.667	33	58	91	3.4	47	17	25	15	8	113	4.2	364
Brett Watson	28/17	37	107	.346	21	61	.344	19	34	.559	6	25	31	1.1	38	56	38	0	22	114	4.1	564
Joost Ooms	28/25	34	101	.337	2	20	.100	26	37	.703	57	86	143	5.1	86	30	36	3	14	96	3.4	550
Kyle Washington	16/1	4	10	.400	2	6	.333	2	3	.667	1	7	8	0.5	12	2	8	0	2	12	0.8	68
Dani Wohl	18/0	1	10	.100	0	1	.000	7	9	.778	0	5	5	0.3	8	3	6	0	1	9	0.5	61
Sebastian Hermenier	4/0	0	5	.000	0	2	.000	0	0	.000	2	2	4	1.0	7	4	3	0	1	0	0.0	22
Team											35	32	67				6					
TOTALS	**28**	**621**	**1535**	**.405**	**194**	**569**	**.341**	**375**	**529**	**.709**	**310**	**634**	**944**	**33.7**	**553**	**320**	**442**	**125**	**172**	**1811**	**64.7**	**5600**
OPPONENTS	**28**	**699**	**1564**	**.447**	**162**	**496**	**.327**	**376**	**554**	**.679**	**329**	**687**	**1016**	**36.3**	**501**	**350**	**429**	**78**	**157**	**1936**	**69.1**	**5600**

2002-03 • 14-13 (9-7 AMERICA EAST)

Name	GP/S	FG	FGA	Pct.	3FG	3FGA	Pct.	FT	FTA	Pct.	OR	DR	TR	Avg.	PF	A	TO	B	S	TP	Avg.	Min.
Anthony Green	27/27	140	377	.371	71	208	.341	100	119	.840	19	110	129	4.8	43	114	100	6	50	451	16.7	943
Jeffery St. Fort	27/26	89	216	.412	17	42	.405	55	85	.647	36	72	108	4.0	42	21	43	8	14	250	9.3	647
Nick Billings	27/26	109	198	.551	0	1	.000	26	49	.531	44	136	180	6.7	90	15	55	117	22	244	9.0	631
Brandon Carter	27/21	69	143	.483	22	59	.373	27	36	.750	43	52	95	3.5	55	40	30	8	21	187	6.9	657
Stanley Ocitti	27/1	63	146	.432	30	76	.395	6	9	.667	33	52	85	3.1	40	16	20	18	7	162	6.0	371
Charles Baker	27/27	59	150	.393	32	92	.348	9	16	.563	19	48	67	2.5	66	50	40	6	20	159	5.9	839
Sebastian Hermenier	21/1	43	108	.398	9	32	.281	32	45	.711	32	50	82	3.0	48	10	34	5	5	127	4.7	359
Billy Williams	27/5	29	74	.392	10	30	.333	17	34	.500	25	51	76	2.8	53	36	42	2	23	85	2.1	455
Joe White	20/0	17	41	.415	3	8	.375	5	9	.556	15	21	36	1.8	21	9	7	5	4	42	2.1	143
Louie Karis	16/0	11	19	.579	6	10	.600	2	2	1.000	4	2	6	0.4	3	2	2	0	0	30	1.9	49
Joel Casseus	19/1	11	45	.244	2	13	.154	5	16	.313	11	9	20	1.1	20	13	17	1	5	29	1.5	170
Brett Watson	21/0	9	27	.333	5	21	.238	8	12	.667	2	10	12	0.6	12	16	7	0	3	31	1.5	161
Team											33	41	74	2.7	0		10					
TOTALS	**27**	**649**	**1544**	**.420**	**207**	**592**	**.350**	**292**	**432**	**.676**	**316**	**654**	**970**	**35.9**	**493**	**343**	**407**	**176**	**174**	**1797**	**66.6**	**5425**
OPPONENTS	**27**	**629**	**1552**	**.405**	**145**	**428**	**.339**	**384**	**538**	**.714**	**350**	**654**	**1004**	**37.2**	**464**	**303**	**376**	**81**	**164**	**1787**	**66.2**	**5425**

2003-04 • 14-16 (10-8 AMERICA EAST)

Name	GP/S	FG	FGA	Pct.	3FG	3FGA	Pct.	FT	FTA	Pct.	OR	DR	TR	Avg.	PF	A	TO	B	S	TP	Avg.	Min.
Nick Billings	30/30	142	296	.480	0	1	.000	90	154	.584	59	147	206	6.9	79	17	90	105	22	374	12.5	815
Brandon Carter	30/30	103	252	.409	46	124	.371	77	97	.794	33	73	106	3.5	102	49	48	8	49	329	11.0	1039
Troy Hailey	30/28	100	253	.395	46	129	.357	44	73	.603	15	67	82	2.7	75	73	79	1	22	290	9.7	828
Alex Adediran	28/4	87	166	.524	0	0	.000	51	82	.622	68	78	146	5.2	65	19	67	20	13	225	8.0	546
Sebastian Hermenier	29/26	53	150	.353	12	42	.286	55	76	.724	55	78	133	4.6	74	28	49	4	14	173	6.0	643
Billy Williams	30/27	49	130	.377	27	74	.365	22	43	.512	25	68	93	3.1	65	63	64	1	38	147	4.9	840
Joe White	28/0	31	70	.443	6	23	.261	8	10	.800	23	44	67	2.4	22	10	13	9	4	76	2.7	289
Joel Casseus	30/0	27	86	.314	6	30	.200	9	21	.429	17	44	61	2.0	30	20	35	2	15	69	2.3	380
Louie Karis	22/0	13	41	.317	11	37	.297	1	2	.500	4	6	10	0.5	9	5	9	2	4	38	1.7	117
Darel Lucas	4/0	3	15	.200	0	7	.000	0	2	.000	2	2	4	1.0	1	2	8	0	1	6	1.5	46
Robert Todd	17/3	7	28	.250	3	17	.176	4	4	1.000	7	14	21	1.2	8	13	14	4	5	21	1.2	162
Pat Schultz	8/0	1	3	.333	1	2	.500	5	6	.833	1	1	2	0.3	0	0	4	0	0	8	1.0	17
Brett Watson	27/2	8	36	.222	3	18	.167	5	13	.385	3	10	13	0.5	21	14	16	0	11	24	0.9	201
Giovanni Olomo	22/0	5	16	.313	0	1	.000	7	9	.778	7	9	16	0.7	13	1	4	1	4	17	0.8	90
Kevin Kloostra	7/0	1	7	.143	0	3	.000	3	4	.750	1	2	3	0.4	0	0	1	0	0	5	0.7	12
Team											37	57	94	3.1	0		8					
TOTALS	**30**	**630**	**1549**	**.407**	**161**	**508**	**.317**	**381**	**596**	**.639**	**357**	**700**	**1057**	**35.2**	**564**	**314**	**509**	**157**	**202**	**1802**	**60.1**	**6025**
OPPONENTS	**30**	**631**	**1535**	**.411**	**164**	**532**	**.308**	**417**	**583**	**.715**	**318**	**661**	**979**	**32.6**	**544**	**343**	**454**	**94**	**206**	**1843**	**61.4**	**5906**

2004-05 • 12-17 (8-10 AMERICA EAST)

Name	GP/S	FG	FGA	Pct.	3FG	3FGA	Pct.	FT	FTA	Pct.	OR	DR	TR	Avg.	PF	A	TO	B	S	TP	Avg.	Min.
Andre Heard	29/27	142	406	.350	47	163	.288	83	114	.728	31	100	131	4.5	72	74	65	10	57	414	14.3	1031
Troy Hailey	29/22	90	247	.364	55	151	.364	30	53	.556	14	63	77	2.7	64	43	56	3	18	265	9.1	764
Alex Adediran	28/7	86	178	.483	0	0	.000	67	98	.684	49	77	126	4.5	62	9	52	23	11	239	8.5	556
Sebastian Hermenier	28/26	56	125	.448	14	44	.318	60	81	.741	66	115	181	6.5	78	19	33	3	20	186	6.6	711
Schafer Jackson	29/1	52	141	.369	36	108	.333	22	27	.815	3	18	21	0.7	34	19	21	0	10	162	5.6	459
Nick Billings	29/14	60	130	.462	1	3	.333	20	48	.417	49	61	110	3.8	68	7	40	34	5	141	4.9	402
Billy Williams	24/17	38	84	.452	15	36	.417	12	22	.545	25	37	62	2.6	53	41	32	2	25	82	3.0	454
Jordan Fifian	29/10	38	79	.481	2	4	.500	13	26	.500	37	55	92	3.2	68	25	28	8	6	91	3.1	481
Mike Gordon	27/14	28	91	.308	12	47	.255	14	18	.778	8	40	48	1.8	30	41	32	2	25	82	3.0	468
Joe White	22/2	19	58	.328	9	26	.346	16	18	.889	19	22	41	1.9	20	9	8	2	9	38	1.6	227
Joel Casseus	24/5	15	50	.300	3	14	.214	5	16	.313	15	20	35	1.5	29	15	17	1	9	38	1.6	247
Team											43	36	79	2.7	1		4					
TOTALS	**29**	**624**	**1589**	**.393**	**194**	**596**	**.326**	**342**	**521**	**.656**	**359**	**644**	**1003**	**34.6**	**579**	**302**	**394**	**87**	**194**	**1784**	**61.5**	**5800**
OPPONENTS	**29**	**607**	**1439**	**.422**	**187**	**520**	**.360**	**438**	**609**	**.719**	**281**	**705**	**986**	**34.0**	**527**	**340**	**434**	**10**	**162**	**1839**	**63.4**	**5800**

2005-06 • 16-13 (12-4 AMERICA EAST)

Name	GP/S	FG	FGA	Pct.	3FG	3FGA	Pct.	FT	FTA	Pct.	OR	DR	TR	Avg.	PF	A	TO	B	S	TP	Avg.	Min.
Andre Heard	29/29	175	453	.386	47	159	.296	98	127	.772	45	94	139	4.8	88	49	60	12	56	495	17.1	1041
Sebastian Hermenier	27/27	92	199	.462	9	24	.375	107	128	.836	75	102	177	6.6	78	25	39	4	15	300	11.1	759
Troy Hailey	29/27	79	254	.311	42	151	.278	50	71	.704	16	62	78	2.7	73	46	54	6	31	250	8.6	854
Mike Gordon	22/29	85	232	.366	34	99	.343	43	63	.683	23	91	114	3.9	61	131	64	5	48	247	8.5	1035
Ian Milne	22/10	57	128	.445	19	53	.358	13	21	.619	27	59	86	3.9	49	2	19	4	7	146	6.6	478
Duane James	27/1	53	108	.491	1	2	.500	42	54	.778	43	53	96	3.6	61	2	37	3	19	149	5.5	397
Steve Proctor	15/0	22	60	.367	12	28	.429	16	24	.667	10	17	27	1.8	20	7	16	1	7	72	4.8	224
Jordan Fifian	11/9	16	49	.327	0	3	.000	18	30	.600	14	29	43	3.9	36	12	14	3	2	50	4.5	259
Schafer Jackson	23/2	10	56	.179	9	50	.180	3	6	.500	2	12	14	0.6	11	6	7	0	2	32	1.4	211
Giovanni Olomo	27/11	14	27	.519	0	1	.000	5	6	.833	28	45	73	2.7	66	6	17	9	14	33	1.2	389
Dwayne Jackson	25/0	7	23	.304	6	10	.600	3	4	.750	9	14	23	0.9	6	3	5	0	2	23	0.9	98
Drew Davidson	14/0	4	18	.222	0	10	.000	3	5	.600	2	2	4	0.3	6	4	9	0	0	11	0.8	59
Jaan Montgomery	18/0	2	5	.400	0	0	.00	0	2	.00	4	9	13	0.7	9	0	1	2	0	4	0.2	46
Team											46	44	90	3.1	0		3					
TOTALS	**29**	**616**	**1612**	**.382**	**179**	**590**	**.303**	**401**	**541**	**.741**	**344**	**633**	**977**	**33.7**	**564**	**293**	**345**	**49**	**203**	**1812**	**62.5**	**5850**
OPPONENTS	**29**	**615**	**1467**	**.419**	**151**	**460**	**.328**	**402**	**582**	**.691**	**319**	**726**	**1045**	**36.0**	**532**	**337**	**445**	**90**	**144**	**1783**	**61.5**	**5850**

2006-07 • 13-16 (6-10 AMERICA EAST)

Name	GP/S	FG	FGA	Pct.	3FG	3FGA	Pct.	FT	FTA	Pct.	OR	DR	TR	Avg.	PF	A	TO	B	S	TP	Avg.	Min.
Steve Proctor	27/21	103	242	.426	49	128	.383	64	85	.753	21	66	87	3.2	50	37	45	6	29	319	11.8	697
Richard Forbes	28/1	107	257	.416	40	111	.360	61	80	.763	23	45	68	2.4	65	50	66	2	25	315	11.3	675
Mike Gordon	29/29	110	275	.400	55	147	.374	44	68	.647	15	74	89	3.1	74	117	49	13	71	319	11.0	1056
Lazar Trifunovic	29/24	126	255	.494	0	1	.000	63	97	.649	55	133	188	6.5	73	39	78	2	12	315	10.9	831
Troy Hailey	29/28	82	206	.398	39	117	.333	34	49	.694	14	53	67	2.3	54	31	48	0	18	237	8.2	706
Duane James	25/0	68	143	.476	14	42	.333	41	61	.672	40	77	117	4.7	65	7	47	2	19	191	7.6	517
Ian Milne	6/5	8	36	.222	0	8	.000	2	2	1.000	4	8	12	2.0	15	1	6	1	3	18	3.0	129
Dwayne Jackson	28/4	27	78	.346	16	51	.314	7	9	.778	16	35	51	1.8	22	9	16	3	18	77	2.8	308
Marvin Lee	17/4	8	29	.276	1	5	.200	9	12	.750	3	15	18	1.1	23	5	15	0	1	26	1.5	114
Miladin Kovacevic	18/0	11	23	.478	0	0	.000	5	15	.333	20	25	45	2.5	29	0	17	5	2	27	1.5	168
Giovanni Olomo	27/21	13	31	.419	0	1	.000	11	19	.579	36	56	92	3.4	84	5	13	15	16	37	1.4	423
Jaan Montgomery	26/8	10	17	.588	0	0	.000	4	8	.500	12	18	30	1.2	32	1	13	10	2	24	0.9	178
Team											50	52	102	3.5	0		3					
TOTALS	**29**	**673**	**1592**	**.423**	**214**	**611**	**.350**	**345**	**505**	**.683**	**309**	**657**	**966**	**33.3**	**586**	**302**	**416**	**59**	**216**	**1905**	**65.7**	**5802**
OPPONENTS	**29**	**667**	**1528**	**.437**	**184**	**556**	**.331**	**400**	**600**	**.667**	**318**	**703**	**1021**	**35.2**	**513**	**336**	**436**	**79**	**140**	**1918**	**66.1**	**5804**

2007-08 • 14-16 (9-7 AMERICA EAST)

Name	GP/S	FG	FGA	Pct.	3FG	3FGA	Pct.	FT	FTA	Pct.	OR	DR	TR	Avg.	PF	A	TO	B	S	TP	Avg.	Min.
Lazar Trifunovic	28/28	159	343	.464	0	0	.000	73	105	.695	45	155	200	7.1	52	59	89	7	18	391	14.0	860
Mike Gordon	30/30	135	308	.438	40	115	.348	65	83	.783	31	90	121	4.0	85	114	62	7	66	375	12.5	1076
Richard Forbes	29/21	112	265	.423	34	106	.321	72	85	.847	24	48	72	2.5	62	71	78	4	42	330	11.4	811
Dwayne Jackson	30/1	80	191	.419	30	82	.366	65	79	.823	35	57	92	3.1	71	28	39	8	21	255	8.5	700
Reggie Fuller	29/26	78	128	.609	1	3	.333	33	48	.688	67	99	166	5.7	64	32	34	37	28	190	6.6	726
Devon McBride	10/1	19	38	.500	6	10	.600	8	14	.571	10	8	18	1.8	15	2	5	0	1	52	5.2	106
Chretien Lukusa	28/19	41	104	.394	11	32	.344	28	39	.718	24	31	55	2.0	62	16	29	1	13	121	4.3	571
Milos Klimovic	17/1	25	75	.333	19	61	.311	2	4	.500	7	17	24	1.4	18	9	6	1	4	71	4.2	248
Brandon Herbert	25/9	29	86	.337	17	49	.347	20	27	.741	9	26	35	1.4	50	16	23	0	12	95	3.8	344
Moussa Camara	23/8	21	67	.313	13	52	.250	0	5	.000	12	13	25	1.1	29	6	14	4	3	55	2.4	250
Giovanni Olomo	18/3	6	16	.375	0	0	.000	9	15	.600	19	17	36	2.0	37	4	8	3	6	21	1.2	187
Jaan Montgomery	21/3	8	23	.348	0	0	.000	2	11	.182	14	20	34	1.6	38	2	17	5	2	18	0.9	140
Chad Henry	6/0	1	2	.500	0	0	.000	0	0	.000	0	0	0	0.0	0	0	0	0	0	2	0.3	7
Team											54	41	95	3.3			4					
TOTALS	**30**	**714**	**1646**	**.434**	**171**	**510**	**.335**	**377**	**515**	**.732**	**351**	**622**	**973**	**32.4**	**583**	**359**	**408**	**77**	**216**	**1976**	**65.9**	**6026**
OPPONENTS	**30**	**699**	**1558**	**.449**	**171**	**504**	**.339**	**432**	**623**	**.693**	**336**	**658**	**994**	**33.1**	**516**	**389**	**431**	**92**	**204**	**2001**	**66.7**	**6024**

2008-09 • 26-9 (13-3 AMERICA EAST)

Name	GP/S	FG	FGA	Pct.	3FG	3FGA	Pct.	FT	FTA	Pct.	OR	DR	TR	Avg.	PF	A	TO	B	S	TP	Avg.	Min.
D.J. Rivera	32-30	230	486	.473	47	149	.315	132	208	.635	65	143	208	6.5	86	34	56	13	57	639	20.0	1134
Dwayne Jackson	17-2	63	151	.417	33	96	.344	40	54	.741	23	42	65	3.8	37	15	15	4	11	199	11.7	423
Emanuel Mayben	32-27	125	295	.424	45	121	.372	73	105	.695	22	108	130	4.1	98	149	110	8	35	368	11.5	1061
Malik Alvin	27-21	92	236	.390	17	62	.274	109	133	.820	17	64	81	3.0	68	99	83	9	34	310	11.5	809
Reggie Fuller	32-39	128	216	.593	0	0	.000	72	103	.699	78	145	223	7.0	109	22	44	53	28	328	10.3	1011
Sean Watson	2-2	4	17	.235	0	5	.000	4	8	.500	3	5	8	4.0	3	0	2	0	4	12	6.0	54
Chretien Lukusa	27-11	43	113	.381	10	33	.303	22	47	.438	31	60	91	3.4	65	21	33	1	24	118	4.4	668
Moussa Camara	23-8	23	58	.397	15	41	.366	17	23	.739	8	15	23	1.0	29	5	15	1	8	78	3.4	314
Brandon Herbert	31-6	35	92	.380	23	62	.371	6	11	,545	14	28	42	1.4	45	17	14	4	16	99	3.2	381
Kyrie Sutton	28-25	17	48	.354	0	0	.000	10	25	.400	29	45	74	2.6	55	5	12	33	2	44	1.6	327
Matt Mullins	8-0	2	5	.400	1	3	.333	2	2	1.000	2	0	2	0.3	0	1	0	0	0	7	0.9	10
David Fine	16-0	6	12	.500	1	3	.333	1	4	.250	0	1	1	0.1	4	3	10	0	4	14	0.9	63
Jaan Montgomery	28-9	8	22	.364	0	0	.000	3	8	.375	14	21	35	1.3	42	3	16	3	2	19	0.7	163
Theo Davis	6-0	2	13	.154	0	0	.000	0	2	.000	0	11	11	1.8	11	9	12	5	2	4	0.7	57
Team											51	56	107	3.3	0		9					
TOTALS	**32**	**778**	**1764**	**.441**	**192**	**575**	**.334**	**491**	**733**	**.670**	**357**	**744**	**1101**	**34.4**	**652**	**383**	**431**	**134**	**227**	**2239**	**70.0**	**6475**
OPPONENTS	**32**	**727**	**1766**	**.412**	**182**	**566**	**.322**	**520**	**737**	**.706**	**406**	**763**	**1169**	**36.5**	**625**	**405**	**475**	**108**	**200**	**2156**	**67.4**	**6475**

2009-10 • 11-17 (6-7 AMERICA EAST)

Name	GP/S	FG	FGA	Pct.	3FG	3FGA	Pct.	FT	FTA	Pct.	OR	DR	TR	Avg.	PF	A	TO	B	S	TP	Avg.	Min.
Greer Wright	28/28	142	317	.448	36	115	.313	116	156	.744	43	126	169	6.0	96	81	104	17	32	436	15.6	926
Dylan Talley	23/14	85	233	.365	20	79	.253	57	81	.704	20	65	85	3.7	43	3	61	9	16	247	10.7	680
Moussa Camara	28/18	94	250	.376	42	129	.326	65	91	.714	24	58	82	2.9	48	20	42	2	22	295	10.5	855
Chretien Lukusa	28/27	76	216	.352	18	75	.240	42	81	.519	45	85	130	4.6	61	63	68	2	30	212	7.6	962
Mahamoud Jabbi	28/19	70	141	.496	0	4	.000	24	34	.706	78	104	182	6.5	74	15	26	35	16	164	5.9	791
Kyrie Sutton	24/2	60	101	.594	0	0	.000	10	25	.400	22	47	69	2.9	43	4	33	20	5	130	5.4	332
Pine Guillaume	23/9	31	73	.425	3	8	.375	12	23	.522	19	60	79	3.4	47	8	21	19	8	77	3.3	385
Umur Peten	25/21	30	52	.577	5	18	.278	12	17	.706	19	22	41	1.6	48	7	19	2	7	77	3.1	362
Jimmy Gray	21/0	9	35	.257	7	28	.250	3	5	.600	5	9	14	0.7	11	9	10	1	12	28	1.3	173
Taylor Johnston	22/0	11	37	.297	4	24	.167	0	4	.000	4	14	18	0.8	8	3	4	2	3	26	1.2	176
Javon Ralling	3/0	0	1	.000	0	0	.000	1	2	.500	2	1	3	1.0	0	0	0	0	0	1	0.3	1
Mike Horn	4/0	0	1	.000	0	1	.000	0	0	.000	0	0	0	0.0	2	0	0	0	0	0	0.0	4
Preston Pena	3/1	0	1	.000	0	1	.000	0	0	.000	0	0	0	0.0	0	0	0	0	0	0	0.0	3
Team																						
TOTALS	**28**	**608**	**1458**	**.417**	**135**	**482**	**.280**	**342**	**519**	**.659**	**320**	**645**	**965**	**34.5**	**483**	**253**	**398**	**109**	**151**	**1693**	**60.5**	**5650**
OPPONENTS	**28**	**665**	**1547**	**.430**	**201**	**570**	**.353**	**359**	**531**	**.676**	**339**	**632**	**971**	**34.7**	**477**	**368**	**326**	**71**	**178**	**1890**	**67.5**	**5650**

2010-11 • 8-22 (4-12 AMERICA EAST)

Name	GP/S	FG	FGA	Pct.	3FG	3FGA	Pct.	FT	FTA	Pct.	OR	DR	TR	Avg.	PF	A	TO	B	S	TP	Avg.	Min.
Greer Wright	25/21	106	261	.406	34	103	.330	88	123	.715	22	84	106	4.2	72	88	97	7	27	334	13.4	767
Moussa Camara	31/18	111	306	.363	73	189	.386	53	66	.803	12	64	76	2.5	46	28	38	4	12	348	11.2	930
Mahamoud Jabbi	31/31	122	263	.464	33	84	.393	29	40	.725	88	153	241	7.8	93	35	34	49	33	306	9.9	1032
Jimmy Gray	31/19	69	188	.367	40	115	.348	25	32	.781	14	42	56	1.8	47	71	50	3	29	203	6.5	862
Kyrie Sutton	29/11	74	152	.487	0	1	.000	38	58	.655	40	80	120	4.1	49	12	29	27	6	186	6.4	529
Chrietien Lukusa	30/15	64	188	.340	16	69	.232	36	58	.621	29	53	82	2.7	60	61	43	1	21	180	6.0	776
Robert Mansell	29/4	36	112	.321	10	33	.303	30	47	.638	15	34	49	1.7	32	17	31	4	7	112	3.9	438
Taylor Johnston	26/21	31	77	.403	19	48	.396	9	12	.750	10	37	47	1.8	35	12	20	1	9	90	3.5	414
K.J. Brown	12/0	10	27	.370	8	17	.471	4	8	.500	0	5	5	0.4	13	6	13	0	3	32	2.7	83
Javon Ralling	14/0	9	23	.391	0	0	.000	7	12	.583	12	8	20	1.4	13	2	9	0	1	25	1.8	115
Alex Ogundadegbe	27/13	18	41	.439	0	0	.000	6	8	.750	17	22	39	1.4	40	7	12	6	8	42	1.6	289
Preston Pena	5/2	1	3	.333	0	0	.000	1	1	.1000	2	1	3	0.6	3	0	1	0	1	3	0.6	15
Team																						
TOTALS	**31**	**651**	**1641**	**.397**	**233**	**659**	**.354**	**326**	**465**	**.701**	**316**	**643**	**959**	**30.9**	**503**	**339**	**384**	**102**	**157**	**1861**	**60.0**	**6250**
OPPONENTS	**31**	**775**	**1741**	**.450**	**222**	**583**	**.381**	**351**	**504**	**.696**	**382**	**747**	**1119**	**36.1**	**468**	**404**	**342**	**103**	**172**	**2123**	**68.5**	**6250**

2011-12 • 2-29 (1-15 AMERICA EAST)

Name	GP/S	FG	FGA	Pct.	3FG	3FGA	Pct.	FT	FTA	Pct.	OR	DR	TR	Avg.	PF	A	TO	B	S	TP	Avg.	Min.
Robert Mansell	28/28	126	318	.396	25	82	.305	115	148	.777	20	72	92	3.3	48	43	75	6	26	392	14.0	913
Ben Dickinson	30/27	151	369	.409	11	51	.216	92	137	.672	55	129	184	6.1	96	76	93	17	19	405	13.5	946
Jimmy Gray	31/29	93	247	.377	48	146	.329	27	34	.794	21	92	113	3.6	70	112	83	7	60	261	8.4	1068
Chris Longria	31/15	61	182	.335	23	81	.284	56	66	.848	15	59	74	2.4	65	43	58	4	28	201	6.5	695
Omar Richards	27/9	57	121	.471	3	6	.500	24	48	.500	25	77	102	3.8	69	11	45	13	12	141	5.2	574
Javon Ralling	29/10	44	101	.436	0	0	.000	16	24	.667	24	44	68	2.3	39	16	29	1	4	104	3.6	474
Carlyle Francis	10/7	10	30	.333	1	12	.083	12	16	.750	5	13	18	1.8	13	8	21	3	8	33	3.3	143
Jabrille Williams	13/3	24	45	.533	7	20	.335	6	11	.545	17	32	49	2.1	27	6	14	7	6	61	2.7	318
Taylor Johnston	28/13	23	51	.451	12	19	.632	16	23	.696	23	28	51	1.8	36	13	11	4	6	74	2.6	374
Alex Ogundadegbe	29/14	31	78	.397	0	1	.000	7	18	.389	19	40	59	2.0	55	5	14	4	10	69	2.4	389
Byron Brown	8/0	3	10	.300	0	5	.000	2	4	.500	1	3	4	0.5	3	3	2	0	0	8	1.0	44
K.J. Brown	10/0	1	13	.077	1	6	.167	1	4	.250	0	4	4	0.4	9	4	5	0	0	4	0.4	70
Chris Rice	13/0	1	6	.67	1	5	.200	1	3	.333	1	1	2	0.2	3	2	3	0	0	3	0.3	38
Mike Horn	19/0	2	8	.250	0	3	.000	1	2	.500	2	10	12	0.6	21	4	1	1	8	5	0.3	179
Team																						
TOTALS	**31**	**627**	**1579**	**.397**	**132**	**437**	**.302**	**376**	**538**	**.699**	**278**	**674**	**952**	**30.7**	**554**	**346**	**462**	**67**	**187**	**1762**	**56.8**	**6225**
OPPONENTS	**31**	**776**	**1645**	**.472**	**209**	**568**	**.368**	**432**	**620**	**.697**	**298**	**759**	**1057**	**34.1**	**499**	**393**	**395**	**76**	**232**	**2193**	**70.7**	**6225**

2012-13 • 3-27 (1-15 AMERICA EAST)

Name	GP/S	FG	FGA	Pct.	3FG	3FGA	Pct.	FT	FTA	Pct.	OR	DR	TR	Avg.	PF	A	TO	B	S	TP	Avg.	Min.
Jordan Reed	28-26	165	422	.391	7	51	.137	129	194	.665	81	185	266	9.5	64	40	96	17	27	466	16.6	987
Jimmy Gray	30-30	112	307	.365	67	216	.310	24	30	.800	17	83	100	3.3	59	99	99	4	42	315	10.5	1095
Rayner Moquete	16-14	48	129	.372	26	73	.356	16	23	.696	8	33	41	2.6	39	23	24	1	15	138	8.6	428
Taylor Johnston	28-19	57	155	.368	43	119	.361	15	21	.714	9	62	71	2.5	59	15	49	2	19	172	6.1	709
Roland Brown	29-15	61	157	.389	0	1	.000	39	68	.574	39	84	123	4.2	76	10	47	16	13	161	5.6	528
K.J. Brown	9-0	11	36	.306	4	19	.211	20	30	.667	3	12	15	1.7	18	8	11	0	10	46	5.1	185
Brian Freeman	25-7	47	97	.485	0	0	.000	17	28	.607	18	54	72	2.9	39	5	34	26	6	111	4.4	338
Javon Ralling	25-11	32	84	.381	0	1	.000	37	65	.569	31	48	79	3.2	45	11	30	0	5	101	4.0	438
Alex Ogundadegbe	26-7	21	52	.404	0	0	.000	20	28	.714	19	27	46	1.8	34	8	11	3	5	62	2.4	260
Karon Waller	24-2	14	55	.255	3	20	.150	17	28	.607	6	39	45	1.9	15	11	27	0	6	48	2.0	255
Jabrille Williams	25-2	11	27	.407	1	10	.100	0	0	.000	8	28	36	1.4	19	2	11	4	2	23	0.9	186
Mike Horn	27-17	7 44	.159	3	25	.120	4	10	.400	13	32	45	1.7	30	12	9	1	23	21	0.8	492	
Chris Rice	22-0	2 15	.133	2	11	.182	6	8	.750	1	3	4	0.2	9	3	5	0	0	12	0.5	99	
Team								50	63	113	3.8	1		8								
TOTALS	**30**	**588**	**1580**	**.372**	**156**	**546**	**.286**	**344**	**533**	**.645**	**303**	**753**	**1056**	**35.2**	**507**	**247**	**461**	**74**	**173**	**1676**	**55.9**	**6000**
OPPONENTS	**30**	**746**	**1709**	**.437**	**248**	**694**	**.357**	**341**	**539**	**.633**	**327**	**804**	**1131**	**37.7**	**498**	**454**	**341**	**63**	**236**	**2081**	**69.4**	**6000**

2013-14 • 7-23 (4-12 AMERICA EAST)

Name	GP/S	FG	FGA	Pct.	3FG	3FGA	Pct.	FT	FTA	Pct.	OR	DR	TR	Avg.	PF	A	TO	B	S	TP	Avg.	Min.
Reed, Jordan	29/25	134	324	.414	14	39	.359	165	231	.714	72	186	258	8.9	87	36	78	23	45	447	15.4	961
Yacob, Yosef	27/22	90	268	.336	46	140	.329	85	115	.739	10	39	49	1.8	57	70	88	1	26	311	11.5	876
Nick Madray	21/17	76	174	.437	35	92	.380	40	54	.741	21	57	78	3.7	61	10	34	10	12	227	10.8	586
Marlon Beck	29/20	86	262	.328	41	149	.275	55	90	.611	11	51	62	2.1	58	83	62	0	33	268	9.2	951
Karon Waller	20/15	35	84	.417	19	46	.413	34	41	.829	16	50	66	3.3	30	17	19	1	10	123	6.2	416
Roland Brown	29/15	61	117	.521	0	0	.000	31	41	.756	37	44	81	2.8	64	11	37	12	8	153	5.3	453
Rayner Moquete	29/9	44	133	.331	25	90	.278	17	31	.548	17	43	60	2.1	57	16	11	1	18	130	4.5	593
Magnus Richards	29/14	33	100	.330	0	0	.000	20	32	.625	33	66	99	3.4	88	20	51	6	11	86	3.0	571
Robert Mansell	8/4	7	32	.219	2	8	.250	6	12	.500	3	8	11	1.4	7	2	5	0	2	22	2.8	125
Alex Ogundadegbe	27/9	21	45	.467	0	1	.000	19	31	.613	20	29	49	1.8	51	11	23	5	13	61	2.3	307
Matt Smith	10/0	1	2	.500	0	1	.000	1	1	1.000	0	0	0	0.0	5	2	0	0	0	3	0.3	36
John Rinaldi	26/0	2	4	.500	0	1	.000	3	8	.375	4	8	12	0.5	26	1	5	1	5	7	0.3	127
Chris Rice	11/0	1	5	.200	0	2	.000	0	0	.000	0	0	0	.000	2	2	5	0	0	2	0.2	35
Jabrille Williams	11/0	0	4	.000	0	0	.000	0	0	.000	1	7	8	0.7	3	1	1	0	1	0	0.0	38
TOTALS	30	591	1554	.380	182	569	.320	476	687	.693	312	658	970	32.3	596	282	428	60	184	1840	61.3	6075
OPPONENTS	30	724	1601	.452	244	634	.385	448	654	.685	315	759	1074	35.8	605	442	394	104	222	2140	71.3	6075

2014-15 6-26 (5-11 AMERICA EAST)

Name	GP/S	FG	FGA	Pct.	3FG	3FGA	Pct.	FT	FTA	Pct.	OR	DR	TR	Avg.	PF	A	TO	B	S	TP	Avg.	Min
Rodriguez, Willie	32-30	137	313	.438	14	64	.219	90	131	.687	44	131	175	5.5	80	41	87	23	26	378	11.8	1011
Walker, Romello	32/31	100	281	.356	22	84	.262	53	94	.564	38	109	147	4.6	64	31	63	7	30	275	8.6	986
Beck II, Marlon	32-20	83	225	.369	50	140	.357	47	68	.691	11	72	83	2.6	56	84	56	2	33	263	8.2	968
McFadden, Justin	30/23	54	140	.386	14	46	.304	83	112	.741	31	76	107	3.6	96	49	49	15	26	205	6.8	912
Yacob, Yosef	32/15	53	157	.338	29	100	.290	52	69	.754	6	27	33	1.0	52	38	53	1	19	187	5.8	730
Perovic, Dusan	15/9	65	147	.442	24	53	.453	18	30	.600	6	43	49	3.3	40	6	22	2	8	172	11.5	378
Ahearn, Bobby	31/18	61	117	.521	0	0	.000	23	46	.500	55	71	126	4.1	88	11	35	9	17	145	4.7	613
Madray, Nick	13/10	39	104	.375	14	45	.311	9	10	.900	9	36	45	3.5	21	4	15	11	3	101	7.8	286
Richards, Magnus	26/2	19	4	.44	0	1	.000	18	32	.563	18	33	51	2.0	45	5	25	6	8	56	2.2	258
Waller, Karon	23/0	10	33	.303	4	18	.222	5	9	.556	4	27	31	1.3	8	4	5	0	5	29	1.3	185
Reed, Jordan	5/1	6	21	.286	0	2	.000	6	7	.857	6	11	17	3.4	6	2	8	3	5	18	3.6	53
Rinaldi, John	19/0	2	7	.286	0	0	.000	4	7	.571	7	6	13	0.7	12	3	3	1	5	8	0.4	98
Williams, Jabrille	10/1	4	10	.400	0	1	.000	0	3	.000	2	8	10	1.0	8	0	2	0	1	8	0.8	47
TOTALS	32	633	1598	.396	171	554	.309	408	618	.660	288	704	992	31.0	577	278	433	80	186	1845	57.7	6425
OPPONENTS	32	745	1666	.447	238	639	.372	396	579	.684	326	798	1124	35.1	602	414	419	72	197	2124	66.4	6425

0

0	Storm Clonch	2011-12
0	**Karon Waller**	**2012-P**

1

1	Sebastian Hermenier	2001-2005
1	Steve Proctor	2006-2007
1	Moussa Camara	2007-2011
1	**Marlon Beck II**	**2013-P**

2

2	Schafer Jackson	2004-2005
2	Devon McBride	2007-2008
2	D.J. Rivera	2008-2009
2	Robert Mansell	2010-14

3

3	Bob Loomis	1960-1963
3	Will Matros	1963-1964
3	Bob Brogan	1964-1965
3	Stanley Ocitti	2001-2003
3	Robert Todd	2003-2004
3	Malik Alvin	2008-2009
3	Chris Longoria	2011-12
3	Jordan Reed	2012-2015

4

4	Jim Davis	1960-1962
4	Marc Bassin	1964-1965
4	Brett Watson	2001-2004
4	Brandon Herbert	2007-2009
4	Mike Horn	2009-2010
4	Mahamoud Jabbi	2010-2011
4	**Timmy Rose**	**2015-P**

5

5	Tom Kirk	1960-1962
5	Larry Kressell	1962-1963
5	Mike Tilles	1963-1964
5	Charles Baker	2001-2003
5	Mike Gordon	2004-2008
5	Greer Wright	2009-2011
5	Magnus Richards	2013-2015

10

10	Gary Mitchell	1960-1961
10	William Moynihan	1961-1964
10	Larry Kavana	1964-1965
10	Glenn McIver	1973-1978
10	Mark Roth	1976-1977
10	Greg Tetter	1978-1980
10	John Ryan	1987-1988
10	Seth Groveman	1989-1990
10	Gary Kauppila	1990-1993
10	Ravi Sharma	1996-1997
10	Mike Simmel	1997-1998
10	Mike Wright	1998-2002
10	Pat Schultz	2003-2004
10	Joel Casseus	2004-2005
10	Chad Henry	2007-2008
10	Dylan Talley	2009-2010
10	K.J. Brown	2010-2013
10	**Yosef Yacob**	**2013-P**

11

11	Paul Simandle	1960-1961
11	Steve Davis	1962-1964
11	Barney Noble	1966-1967
11	Marty Piazzola	1977-1980
11	Chris Jones	1986-1987
11	Kristin Scheurer	1989-1990
11	Matt Brown	1990-1991
11	Chris Ballerini	1995-1999
11	Ernest Dancy	1999-2000
11	Louie Karis	2002-2004
11	Byron Brown	2010-2012
11	Rayner Moquete	2012-14
11	**Romello Walker**	**2014-P**

12

12	Ken Hoffman	1960-1961
12	Paul Feuerstein	1961-1962
12	John Wojcio	1962-1964
12	Neil Wilensky	1964-1966
12	Barney Noble	1967-1969
12	Mark Roth	1977-1978
12	Scott Schildhaus	1978-1979
12	Adam Mayo	1979-1980
12	Gary Kauppila	1989-1990
12	Paul Aemisegeo	1991-1993
12	Paul Morrissey	1994-1995
12	Shannon Kohm	1995-1997
12	Mike Dalley	1997-1998
12	Gabriel Martin	2000-2001
12	Lazar Trifunovic	2007-2008
12	Taylor Johnston	2009-2010
12	Kyrie Sutton	2010-2011
12	**John Rinaldi**	**2013-P**

13

13	Mick Greenberg	1959-1963
13	Bruce Brookoff	1966-1967
13	John Dormer	1989-1990
13	Chris Ballerini	1995-1996

14

14	Larry Gainen	1964-1968
14	Bernie Zimmer	1978-1980
14	Jeremy Greenberg	1990-1994
14	Kevin Pohmer	1995-1997
14	Jeffrey Daws	1998-2002
14	Kevin Kloostra	2003-2004
14	Ian Milne	2005-2007
14	Chad Henry	2008-2009
14	Jimmy Gray	2009-2010
14	Ben Dickinson	2011-2012
14	Brian Freeman	2012-13
14	Jordan McRae	2014-P

15

15	Barry Schneider	1960-1964
15	Larry Gainen	1966-1967
15	Robert Appenzeller	1979-1980
15	Sean White	1989-1990
15	Michael Lee	1991-1992
15	Greg Eisen	1992-1993
15	Chris Chandler	1993-1995
15	Mike Marasigan	1995-1996
15	Nitai Spiro	1996-2000
15	Jussi Kajander	2000-2001
15	David Fine	2008-2009
15	Alex Ogundadegbe	2011-14
15	**Bobby Ahearn**	**2014-P**

20

20	Paul Simandle	1961-1962
20	Mike Frecous	1964-1965
20	Pete Stanish	1977-1978
20	Nick Neumann	1998-1999
20	Mahamoud Jabbi	2009-2010
20	Jimmy Gray	2009-2013
20	Matt Smith	2013-14



Sebastian Hermenier



Glenn McIver



Jeremy Greenberg



Brandon Carter

21

21	Al Israel	1960-1961
21	Barry Winkler	1961-1964
21	Francois Goodrich	1966-1970
21	Larry Madiefsky	1974-1978
21	Mark Abruscato	1978-1980
21	Paul Aemisegeo	1993-1995
21	Jermaine Jackson	1995-1997
21	Jeremy Sadoff	1997-1999
21	Joel Casseus	2002-2004
21	Dwayne Jackson	2005-2009
21	Javon Ralling	2009-2010
21	Preston Peña	2010-2011
21	Chris Rice	2011-2012
21	Javon Ralling	2012-2013
21	Nick Madray	2013-2015

22

22	John Mihalko	1969-1971
22	Kurt Atherton	1977-1979
22	William Peterman	1979-1980
22	Barry Goldberg	1984-1987
22	Mike Lombardi	1987-1990
22	Kristin Scheuerer	1990-1992
22	Greg Eisen	1993-1996
22	Matt Robinson	1996-1997
22	Ryan Murray	1997-1998
22	Kyle Washington	1998-2002
22	Troy Hailey	2003-2007
22	Sean Watson	2008-2009
22	Taylor Johnston	2010-2013
22	**Everson Davis**	**2015-P**

23

23	Channing Funk	1960-1961
23	Ethan Fishman	1961-1962
23	Sandy Clark	1966-1967
23	Rick Smith	1967-1969
23	Dean Shapiro	1969-1970
23	Alton Anderson	1978-1979
23	Bob Brogan	1963-1964
23	Dani Wohl	2001-2002
23	Brandon Carter	2002-2004
23	Andre Heard	2004-2005
23	Steve Proctor	2005-2006
23	Marvin Lee	2006-2007
23	Theo Davis	2008-2009
23	Robert Mansell	2010-2011
23	Chris Rice	2012-2015

24

24	Lee Meadow	1969-1970
24	Rick Rochon	1975-1979
24	David McGarigle	1979-1980
24	Anthony Marshall	1986-1987
24	Darnell Kelly	1987-1988
24	Chris Wilcox	1991-1995
24	Mike Dalley	1996-1997
24	Matt DeVoe	1997-1999
24	Garth Campbell	2000-2001
24	Andrew Hannan	2001-2002
24	Billy Williams	2002-2005
24	Richard Forbes	2006-2008
24	Matt Mullins	2008-2009
24	Mike Horn	2011-2013

25

25	Harley Ess	1960-1961
25	Bob Cohen	1962-1963
25	Neil Wilensky	1963-1964, 1966-1967
25	Howard Sobel	1968-1970
25	Jim McGarry	1973-1974
25	Ted Hull	1975-1979
25	Reggie Fuller	2007-2009
25	Preston Peña	2009-2010
25	Alex Ogundadegbe	2010-2011
25	Roland Brown	2013-14
25	**Justin McFadden**	**2014-P**

30

30	Ron Drumm	1969-1970
30	Keith Gardner	1975-1979
30	Mark Jones	1985-1988
30	Michael Birch	1989-1990
30	Mike Marasigan	1994-1995
30	Eric Guiliani	1998-2000
30	Milos Klimovic	2007-2008
30	Roland Brown	2012-2013
30	John Schurman	2014-P

31

31	Dick Chiacchierini	1961-1962
31	Phillip Weisberg	1962-1964
31	Tobie Gabriele	1969-1971
31	Marty Bernstein	1979-1980

32

32	Al Israel	1961-1962
32	Steve Davis	1964-1965
32	Kurt Mohney	1974-1976
32	Kevin Ziesig	1979-1980
32	John Regan	1984-1988
32	Tom Gustinis	1989-1991
32	John Fanton	1990-1994
32	Chip Sims	1994-1996
32	Pete Donahue	1996-1997
32	Jermaine Jackson	1997-1999
32	Jeffrey St. Fort	1999-2003
32	Joe White	2003-2005
32	Andre Heard	2005-2006
32	Emanuel Mayben	2008-2009
32	Jabrille Williams	2011-2015
32	**Thomas Bruce**	**2015-P**

33

33	Chas Putman	1962-1963
33	Mike Tilles	1963-1965
33	Jack Levine	1966-1967
33	Jerry Hirsch	1967-1970
33	Charlie Heins	1977-1981
33	Phillip Villhaurer	1986-1987
33	Hugh Zuber	1989-1990
33	Howie Guild	1990-1993
33	Rahim Johnson	1993-1996
33	Daye Kaba	1994-1997
33	Andre Hankey	1997-2001
33	Joe White	2002-2003
33	Alex Adediran	2003-2005
33	Giovanni Olomo	2005-2008
33	Kyrie Sutton	2008-2010
33	Omar Richards	2011-2012
33	**J.C. Show**	**2015-P**

34

34	Ken Levey	1975-1978
34	Joel Joachim	1979-1980
34	John Keough	1985-1987
34	Michael Birch	1987-1989
34	Mark Gustinis	1989-1990
34	Elbridge James	1992-1995
34	Matt Robinson	1995-1996
34	Andrew Verkey	1997-2001
34	Anthony Green	2001-2003
34	Giovanni Olomo	2003-2004
34	Duane James	2005-2007
34	Chretien Lukusa	2007-2011
34	Carlyle Francis	2011-2012

35

35	Anthony D'Aristotle	1959-1961
35	Mike Brazier	1961-1962
35	John Wojcio	1964-1966
35	Mike Rice	1966-1967
35	Marc Saperstein	1967-1969
35	William Owens	1969-1971
35	Karl Wiggins	1979-1981
35	Chris Jackey	1986-1990
35	Daryl Blank	1990-1991
35	Josh Zamer	1993-1994
35	Brian McCulley	1997-1999
35	Joe White	2000-2001



Billy Williams



Charlie Heins



Pete Donahue



Dave Hochberg

40

40	Jim Davis	1961-1962
40	Rich Wunder	1977-1981
40	Patrick Kimball	1986-1987
40	Tim Eckert	1987-1988
40	Sherwin Telford	1991-1994
40	Pete Donahue	1994-1996
40	Ezenwa Ukeagu	1999-2000
40	Javon Ralling	2010-2012

41

41	Bob Loomis	1961-1962
41	William McCulloch	1963-1964
41	Bill Matros	1964-1965
41	Jerry Hirsch	1966-1967
41	Tom Gomulka	1967-1971
41	**Dusan Perovic**	**2014-P**

42

42	Barry Winkler	1964-1965
42	Larry Miners	1968-1969
42	Wally Callahan	1969-1970
42	Dave Hochberg	1985-1987
42	Vinny Priolo	1987-1988
42	Will Barrow	1989-1990
42	Jeff Merrill	1990-1994
42	Pete Burton	1994-1997
42	Kevin Osinski	1997-2001
42	Umur Peten	2009-2010
42	Willie Rodriguez	2014-P

43

43	Bernie Grossberg	1966-1967
43	Doug Summers	1968-1969
43	John Mihalko	1969-1971
43	Giovanni Olomo	2004-2005
43	Lazar Trifunovic	2006-2007

44

44	Mike Tilles	1961-1965
44	Tom Gomulka	1967-1971
44	Mike Schuman	1984-1987
44	George Deuel	1987-1988
44	Perry Metviner	1988-1990
44	Tom Gustinis	1991-1992
44	Dave Koenig	1993-1997
44	Brad Nelson	1997-2000
44	Joost Ooms	2000-2002
44	Jordan Fithian	2004-2005
44	Miladin Kovacevic	2006-2007
44	Pina Guillaume	2009-2010

45

45	Mike Freedus	1961-1963
45	Bob Vogel	1964-1966
45	Edward Turan	1966-1967
45	Larry Miners	1968-1969
45	Larry Miners	1969-1971
45	Darryll Buford	1979-1980
45	Mark Grygiel	1986-1987
45	Will Barrow	1987-1989
45	Todd Jost	1989-1992
45	Tom Gustinis	1992-1993

50

50	Pete Sylvester	1987-1988
50	John Dormer	1989-1990
50	Dennis McGoldrick	1991-1994
50	Glen Baietti	1994-1995
50	Ray Toomer	1996-1997
50	Jim MacFarlane	1997-2001
50	Nick Billings	2001-2005
50	Jaan Montgomery	2005-2009

51

51	Al Yarnell	1960-1961
51	Bernie Grossberg	1963-1964
51	Bill Matros	1966-1967

52

52	Mike Rice	1964-1966

53

53	Keith Martin	1963-1966

54

54	Bernie Grossberg	1964-1966
54	Jerry Hirsch	1968-1969

55

55	Bob Vogel	1963-1964

BINGHAMTON UNIVERSITY

STATE UNIVERSITY OF NEW YORK



FRIENDS FROM AROUND THE CORNER AND AROUND THE WORLD

13,412
UNDERGRADUATE STUDENTS

3,283
GRADUATE STUDENTS

- **75.6%** New York state residents
- **9%** Out of state residents
- **15.9%** International
- **29%** Students of color

WE DON'T MEAN TO BRAG, BUT...

RANKED IN THE TOP 40 AMONG PUBLIC UNIVERSITIES
— *U.S. News & World Report* (2014)

A PREMIER PUBLIC UNIVERSITY
— *Fiske Guide to Colleges* (2014)

RANKED #1 BEST PUBLIC COLLEGE IN NEW YORK AND #18 IN THE NATION
— *American City Business Journal* (2015)

ACADEMIC LIFE

6 schools:

- ARTS AND SCIENCES
- MANAGEMENT
- NURSING
- ENGINEERING
- COMMUNITY AND PUBLIC AFFAIRS
- GRADUATE SCHOOL OF EDUCATION

Popular programs: English, biology, accounting, pre-med, pre-law, psychology, economics, computer science

130 academic offerings

including 50+ accelerated degree programs — complete a bachelor's and master's degree in five rather than six years, saving time and tuition.

- **68%** graduate in four years (national average is 39%)
- **90%** retention rate (our students are so happy, they stay!)

BEARCATS BASKETBALL

SCHEDULE 2015-16



NOVEMBER

6, Fri., SUNY COBLESKILL, 8 p.m. (exhib.)
13, Fri., @ St. Bonaventure, 8 p.m.
15, Sun., ARMY, 2 p.m.
18, Wed., @ Cornell, 6 p.m.
24, Tue., @ Central Connecticut, 7 p.m.
28, Sat., BOSTON UNIVERSITY, 4 p.m.

DECEMBER

1, Tue., COLGATE, 7 p.m.
5, Sat., @ Michigan State (ESPNU), Noon
7, Mon., @ Oakland, 7 p.m.
12, Sat., @ Buffalo, 2 p.m.
15, Tue., ST. FRANCIS (PA), 7:30 p.m.
22, Tue., FLORIDA INTERNATIONAL, 7 p.m.
29, Tue., MOUNT ST. MARY'S, 7 p.m.

JANUARY

2, Sat., @ Penn, 1 p.m.
6, Wed., STONY BROOK* (ESPN3), 7 p.m.
9, Sat., @ New Hampshire*, 7 p.m.
13, Wed., HARTFORD*, 2 p.m.
18, Mon., @ Albany*, 7 p.m.
21, Thu., VERMONT*, 7 p.m.
24, Sun., @ UMass Lowell*, 2 p.m.
27, Wed., @ UMBC*, 7 p.m.
30, Sat., @ Maine*, 2 p.m.

FEBRUARY

3, Wed., @ Stony Brook*, 7 p.m.
6, Sat., NEW HAMPSHIRE*, 4 p.m.
8, Mon., ALBANY* (ESPN3), 7 p.m.
11, Thu., HARTFORD*, 7 p.m.
17, Wed., @ Albany*, 7 p.m.
20, Sat., UMASS LOWELL*, 4:30 p.m.
24, Wed., @ UMBC*, 2 p.m.
27, Sat., MAINE*, 2 p.m.

MARCH

2, Wed., America East Quarterfinals, TBA
7, Mon., America East Quarterfinals, TBA
12, Sat., America East Quarterfinals, TBA

HOME GAMES IN BOLD CAPS. All times are EST and are subject to change. ESPN3: espn3.com

*America East Conference game

WWW.BUBEARCATS.COM

/BinghamtonAthletics
@BU_Bearcats
@BinghamtonAthletics
/BinghamtonAthletics